


INGERSOLL MILLING AND BORING TOOLS
INGERSOLL OUTILS DE FRAISAGE





Ingersoll Werkzeuge GmbH is specialized in the production of cutting tools with an excellent vibration-free performance in both standard and special-purpose design.

In addition to very successful solutions for heavy-duty milling and the project-oriented development of special cutting tool solutions, we offer a whole range of technology potential which is applied by the most various industries. The close cooperation with our customers for the development of technically demanding solutions for machining problems is the basis of long-term and durable partnerships – worldwide. Small as well as medium-sized companies but also international enterprises trust our professional qualification and profit from the reliability and process security of our cutting tools.





Ingersoll Werkzeuge GmbH est une entreprise spécialisée dans la fabrication d'outils coupants. Les produits standards et spéciaux sont très performants, particulièrement en matière de rigidité.

En plus de nos solutions innovantes pour le fraisage lourd et notre orientation vers le développement d'outils coupants spéciaux, nous offrons une gamme complète pouvant répondre aux technologies appliquées dans la plupart des industries. Travailler en étroite collaboration avec nos clients afin de développer des solutions techniques en matière de fraisage, est pour nous la base d'un partenariat durable, dans le monde entier. Notre professionnalisme ainsi que la fiabilité de nos outils et la sécurité de nos process sont reconnus à la fois par des petites et moyennes entreprises mais aussi par des groupes internationaux.

STANDARD PLUS - EXPANDING THE RANGE



Ingersoll's standard program comprises a broad and worldwide established range of cutting tools, suitable for the most various applications.

This range of cutting tools is constantly expanded: End mills, shell end mills, shoulder-type milling cutters, face mills, slotting cutters, form milling cutters, indexable drills, solid carbide, adaptions, set-up equipment and indexable inserts. With a complete line of turning and engraving tools we can now offer our customers a new group of products, thus expanding our capabilities as a broad-range supplier. The development and production of special-purpose tools according to customer-specific requirements is another important factor for Ingersoll Werkzeuge GmbH. Our know-how and great potential of experience, combined with our own demand for quality, functionality and innovation, guarantees our customers the optimum cutting tool solution - for individual machining tasks, for all industries.
















Le programme standard d'ingersoll se compose d'une gamme complète d'outils coupants reconnue au niveau international et adaptée à la plupart des applications.

Cette gamme d'outils coupants se développe constamment: fraise à surfacer, à dresser, à rainurer, 3 tailles, fraises de forme, attachements, moyens de réglage et plaquettes indexables. La seconde activité importante d'Ingersoll outils coupants est le développement et la fabrication d'outils spéciaux, réalisés selon la demande spécifique du client. Notre savoir faire ainsi que notre expérience, alliés à un souci de qualité, de fonctionnalité et d'innovation garantissent à nos clients des solutions optimales d'outils coupants pour tous les types d'usinage et d'industries.



Product range	
Gamme de produits	Page 04-05
ISO-Designation of indexable inserts	
Système de désignation ISO-Plaquettes	Page 08-09
Designation system solid carbide milling cutters	
Système de désignation fraise carbure monobloc	Page 10-11
Cutting materials	
Nuances	Page 12-15
Chapter overview	
Vue d'ensemble du chapitre	Page 16-17

 End mills	
Fraises en bout	Page 18-53
 Extendend flute end mills	
Fraises hérisson	Page 54-75
 Shoulder-type face mills	
Fraises à surfacer & dresser	Page 76-107
 Face mills	
Fraises à surfacer	Page 108-123
 Slot mills	
Fraises disques	Page 124-139
 Form mills	
Fraises de forme	Page 140-157
 Copy & plunging mills	
Fraises à copier & tréfler	Page 158-213
 High speed cutter	
Fraises grandes avances	Page 214-237
 Solid carbide milling cutters	
Fraises carbure monobloc	Page 238-331
 Boring tools	
Outils de perçage	Page 332-465
 Adaptions	
Attachements	Page 466-571

Index	
Index alphanumérique	Page 572-613

ISO-DESIGNATION OF INDEXABLE INSERTS / SYSTÈME DE DÉSIGNATION ISO-PLAQUETTES

O

N

C

U

05

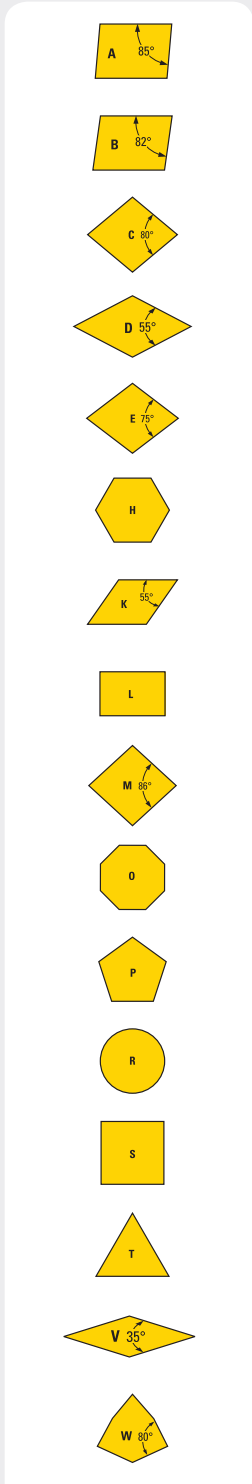
**INSERT SHAPE
FORME DE LA PLAQUETTE**

**CLEARANCE ANGLE
ANGLE DE DÉPOUILLE**

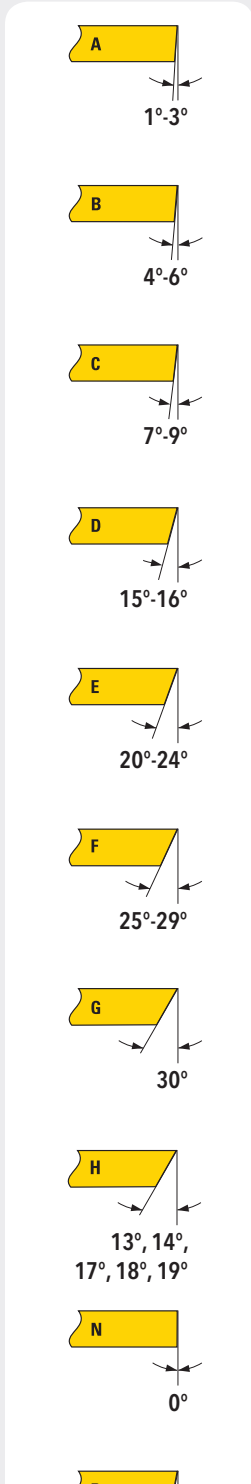
**TOLERANCES
TOLÉRANCE**

**INSERT TYPE
TYPE**

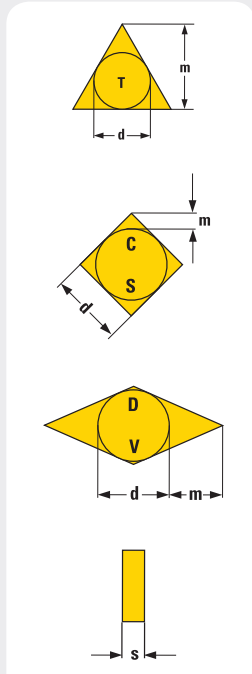
**CUTTING EDGE LENGTH
LONGEUR D'ARÊTE DE COUPE**



U = High feed geometry
Géométrie grande avance
Z = Chip breaker geometry
Géométrie avec brise copeaux

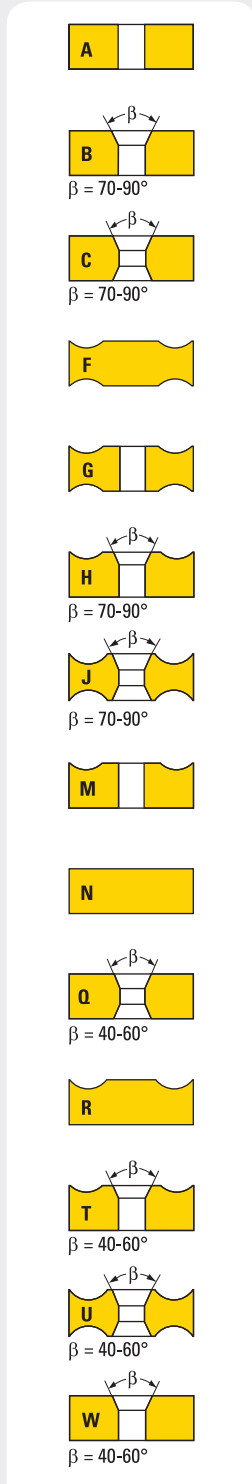


0 = others
autres

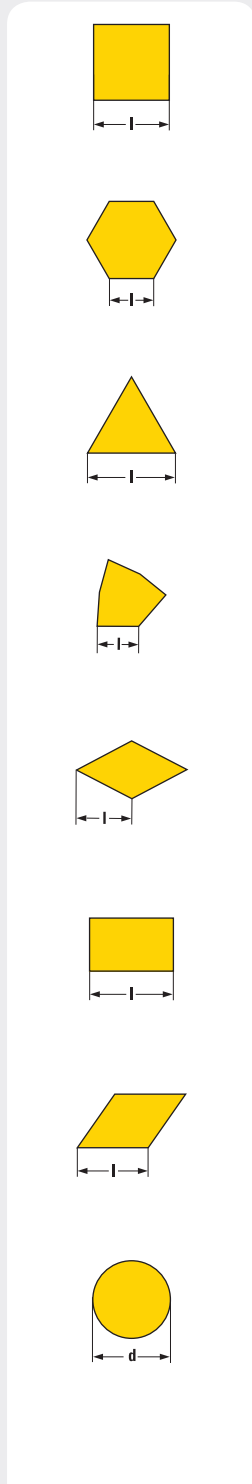


	d	m	s
A	±0,025	±0,005	±0,025
C	±0,025	±0,013	±0,025
E	±0,025	±0,025	±0,025
F	±0,013	±0,005	±0,025
G	±0,025	±0,025	±0,05-0,13
H	±0,013	±0,013	±0,025
J ¹	±0,05-0,15 ²	±0,005	±0,025
K ¹	±0,05-0,15 ²	±0,013	±0,025
L ¹	±0,05-0,15 ²	±0,013	±0,025
M	±0,05-0,15 ²	±0,08-0,20 ²	±0,013
N	±0,05-0,15 ²	±0,08-0,20 ²	±0,025
U	±0,05-0,25 ²	±0,13-0,38 ²	±0,05-0,13

¹Inserts with ground wiper
²Depending on insert size
(see ISO standard 1832)
¹Plaquettes racluse de finition
²Selon les dimensions de plaquettes
(voir Norme ISO 1832)



X = Special design
(description required)
X = Version spécial
(description requise)



05

AN

T

N

HR


INSERT THICKNESS
ÉPAISSEUR DE PLAQUETTE

CORNER RADIUS
RAYON DE BEC

CUTTING EDGE
ARÊTE DE COUPE

CUTTING DIRECTION
DIRECTION DE COUPE

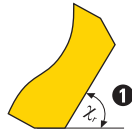
INTERNAL DESIGNATION
DÉSIGNATION INTERNE



02	r = 0,2
04	r = 0,4
08	r = 0,8
12	r = 1,2
16	v = 1,6
24	r = 2,4



00 dia. in inch measures
converted to mm
M0 dia. in metric measures
00 dia. avec des mesures en
inch converties en mm
M0 dia. en mesures métrique



1 Lead angle χ_r
Angle d'attaque χ_r

A = 45°

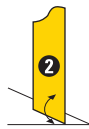
D = 60°

E = 75°

F = 85°

P = 90°

Z = others / autres



2 Clearance angle on wiper
Angle de dépouille

A = 3°

B = 5°

C = 7°

D = 15°

E = 20°

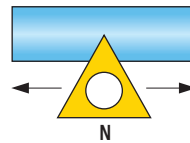
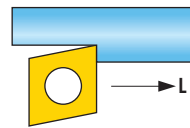
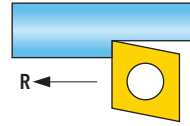
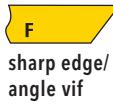
F = 25°

G = 30°

N = 0°

P = 11°

Z = other / autres



For example:

P = Polished

W = With wiper
finishing edge /
facette

HR = Heat grooves

Par exemple:

P = Polie

W = Plaquette avec
arête de planage

HR = Rainures de
refroidissement

01 s=1,59

T1 s= 1,98

02 s= 2,38

T2 s= 2,78

03 s= 3,18

T3 s= 3,97

04 s= 4,76

05 s= 5,56

06 s= 6,35

07 s= 7,94

09 s= 9,52

DESIGNATION SYSTEM OF SOLID CARBIDE MILLING CUTTERS / SYSTÈME DE DÉSIGNATION FRAISES CARBURE MONOBLOC

X	X	A	XXX
TOOL TYPE TYPE OUTIL	DENSITY PAS	STYLE STYLE	TOOL DIAMETER DIAMÈTRE OUTIL
<p>1 End or shell-type mill with straight flute / Fraises en bout avec goujures droites</p> <p>2 Stepped end mills / Fraises en bout étagées</p> <p>4 Solid carbide end mills & screw-type mills, helical flute / Fraises carbure monobloc</p>	<p>5 Solid carbide, 1 & 2 no. of flutes, large spacing / Carbure monobloc, 1 & 2 goujures, pas large</p> <p>6 Solid carbide, 3 no. of flutes, normal spacing / Carbure monobloc, 3 goujures, espacement normal</p> <p>7 Solid carbide, 4 & 5 no. of flutes, narrow spacing / Carbure monobloc, 4&5 goujures, pas fin</p> <p>8 Solid carbide, 6-9 no. of flutes, extra narrow spacing / Carbure monobloc, 6-9 goujures, pas très fin</p> <p>9 Solid carbide, 10 or more flutes, extra narrow spacing / Carbure monobloc, 10 et plus goujures, pas extra fin</p> <p>R Blank / Brut</p>	<p>A High speed cutter / Fraises à haute vitesse</p> <p>B Ball nose cutter - cylindrical / Fraise à copier - cylindrique</p> <p>C 90° cutting angle with chamfer on cutting edge / Angle de coupe à 90° avec chanfrein d'arête</p> <p>D 90° cutting angle with radius on cutting edge / Angle de coupe à 90° avec rayon d'arête</p> <p>J 90° cutting angle with sharp cutting edge / Angle de coupe à 90° avec arête vive</p> <p>M 60° - 74° cutting angle / Angle de coupe 60° - 74°</p> <p>N 45° - 59° cutting angle / Angle de coupe 45° - 59°</p> <p>P 1° - 44° cutting angle / Angle de coupe 1° - 44°</p> <p>R Outside radius chamfer mill / Fraises à rayons concaves</p> <p>T T-slot mill / Fraises disques</p> <p>U Torus form mill / Fraises toriques</p> <p>X Ball nose mill - spherical / Fraises boule - sphérique</p> <p>Y Thread mill / Fraises à fileter</p> <p>Z Centering mill / Foret à centrer</p>	<p>3-digit number e.g. diameter 12.0mm = 120</p> <p>3 chiffres digitaux 12,0mm = 120</p>

XX**CUTTING LENGTH OR TOOL HEIGHT
LONGUEUR DE COUPE**

2-digit number
e.g. cutting edge 7.0mm = 70

2 chiffres digitaux
par exemple longueur de coupe
7,0mm = 70

EE**ADAPTION CODE
CODE ATTACHEMENT**

- T0** 8 mm cyl. shank / queue cyl.
- T1** 10 mm cyl. shank / queue cyl.
- T2** 12 mm cyl. shank / queue cyl.
- T3** 16 mm cyl. shank / queue cyl.
- T4** 20 mm cyl. shank / queue cyl.
- T5** 25 mm cyl. shank / queue cyl.
- T6** ChipSurfer thread / filetage Ts 6
- T7** 6 mm cyl. shank / queue cyl.
- T8** ChipSurfer thread / filetage Ts 8
- T9** 3 mm cyl. shank / queue cyl.
- TQ** ChipSurfer thread / filetage Ts 5
- TR** ChipSurfer thread / filetage Ts 10
- TS** ChipSurfer thread / filetage Ts 12
- TU** ChipSurfer thread / filetage Ts 15
- UA** 7 mm cyl. shank / queue cyl.
- UD** 2 mm cyl. shank / queue cyl.
- UE** 2,5 mm cyl. shank / queue cyl.
- UF** 3,5 mm cyl. shank / queue cyl.
- UG** 4,5 mm cyl. shank / queue cyl.
- UH** 5,5 mm cyl. shank / queue cyl.
- U0** 4 mm cyl. shank / queue cyl.
- U1** 5 mm cyl. shank / queue cyl.
- U2** 18 mm cyl. shank / queue cyl.
- U8** 14 mm cyl. shank / queue cyl.
- U9** 9 mm cyl. shank / queue cyl.
- WE** 6 mm Weldon DIN 6535 HB
- WF** 14 mm Weldon DIN 6535 HB
- WG** 18 mm Weldon DIN 6535 HB
- W0** 8 mm Weldon DIN 6535 HB
- W1** 10 mm Weldon DIN 6535 HB
- W2** 12 mm Weldon DIN 6535 HB
- W3** 16 mm Weldon DIN 6535 HB
- W4** 20 mm Weldon DIN 6535 HB
- W5** 25 mm Weldon DIN 6535 HB
- WR** 5 mm Weldon DIN 6535 HB

H**ROTATING DIRECTION
SENS DE ROTATION**

- R** R. H. mills
droite
- L** L. H. mills
gauche
- neutral (R. H. / L. H.)
neutre

00**STANDARD OR SPECIAL TOOL
STANDARD OU SPECIAL**

- A** 0°-25° pos. helical angle /
0°-25° angle d'hélice pos.
- B** 26°-34° pos. helical angle /
26°-34° angle d'hélice pos.
- C** 35°-44° pos. helical angle /
35°-44° angle d'hélice pos.
- D** pos. helical angle > 45°/
angle d'hélice pos. >45°
- F** 0°-25° neg. helical angle /
0°-25° angle d'hélice nég
- G** 26°-34° neg. helical angle /
26°-34° angle d'hélice nég.
- H** 35°-44° neg. helical angle /
35°-44° angle d'hélice nég.
- J** neg. helical angle > 45°/
angle d'hélice nég. >45°
- K** neg. chamfer
chamfrein nég
- L** 0°-30° pos. helical angle with
chipbreaker /
0° - 30° angle d'hélice pos. avec
brise copeaux
- M** 31°-44° pos. helical angle with
chipbreaker /
31° - 44° angle d'hélice pos. avec
brise copeaux
- N** > 45° pos. helical angle with chip
breaker resp. neutral slot mill /
> 45° angle d'hélice pos. avec
brise copeaux
- P** positive slot mill
Fraise disque pos.
- Q** HPC divers spacing /
HPC pas décalé
- T** HPC divers spacing and divers
helical angle /
HPC fraise à hélice et pas décalé
- U** 45° roughing and finishing /
45° ébauche et finition
- W** High precision cutter /
Fraise haute précision

TABLE OF GRADES

Grade	Coating	ISO-group	milling	drilling	solid carbide	Application and Material	
Carbide	IN05S	-	N10-N25	•		for machining of AL-alloys and non-ferrous materials	
	IN10K	-	K10-K25	•		for finish machining of cast iron	
			N10-N25	•	•	for finish machining of AL-alloys and non-ferrous materials	
	IN15K	-	N15-N30	•		for machining of AL-alloys and non-ferrous materials	
PVD coated	IN2004	TiAlN	P10-P20	•		for milling of alloyed steel	
			K10-K25	•		for medium machining of gray cast iron - especially CGI	
			H05-H15	•		for finish machining of hardened steel at medium up to high cutting speed	
	IN2005	TiAlN	P15-P30	•	•	•	for general machining of steel at high cutting speed
			M15-M35	•	•	•	for general machining of stainless steel
			K20-K40	•	•	•	for general machining of cast iron
			S05-S20	•		•	for general milling of heat resistant alloys and titanium also for wet machining
	IN2006	TiAlN	P05-P20	•		•	for finish machining at high cutting speed and low cutting depth
			H05-H20	•		•	for finish machining of hardened steel up to 63 HRC
	IN2010	TiAlN	K10-K30	•	•	for finish machining and drilling of cast iron material	
	IN2035	TiAlN	P25-P50	•			for high feed machining of steel
			M20-M40	•			for machining of stainless and austenitic steel and heat resistant alloys
			S20-S30	•			mainly for milling of materials of machining group ,S'
	IN2040	TiAlN	P15-P35	•			for finish machining of unalloyed steel and tempered steel
	IN2504	TiAlN / TiN	P05-P25	•		•	for milling of steel at medium up to high cutting speed
			H05-H25	•		•	for milling of hardened steel at medium up to high cutting speed
	IN2505	TiAlN / TiN	P15-P30	•	•		for semi-finish and rough machining of steel with high strength
			M15-M35	•	•		for general machining of stainless steel
			S05-S20	•	•		for general machining of heat resistant alloys
	IN2510	TiAlN / TiN	K10-K30	•			for general machining of gray cast and non-ferrous metal
IN2515	TiAlN / TiN	P20-P35	•			for milling of steel with high strength at medium cutting speed	
		K30-K50	•			for general machining of gray cast and nodular cast iron	
IN2530	TiAlN / TiN	P20-P40	•	•		tough grade for general machining of steel	
		M15-M30	•	•		for general machining of stainless steel	
		K20-K40	•			for general machining of cast iron	
		S15-S30	•	•		for general machining of heat resistant alloys	
IN2540	TiAlN / TiN	P15-P35	•			for semi-finish and rough machining of unalloyed steel and tempered steel	
IN4005	TiAlN / Al ₂ O ₃	P15-P30	•			for general machining of steel	
		M15-M35	•			for general machining of stainless steel	
		K20-K40	•			for general machining of cast iron	
		S05-S20	•			for general machining of heat resistant alloys and titanium	
IN4010	TiAlN / Al ₂ O ₃	K10-K30	•			for general machining of cast iron	
IN4015	TiAlN / Al ₂ O ₃	P20-P35	•			for milling of steel with high strength at medium cutting speed	
		K30-K50	•			for general milling of gray cast and nodular cast iron	
IN4030	TiAlN / Al ₂ O ₃	P20-P40	•			tough grade for general machining of steel	
		M15-M30	•			for general machining of stainless and austenitic steel	
		S15-S25	•			for general machining of heat resistant alloys	
IN4035	TiAlN / Al ₂ O ₃	P25-P50	•			for high feed machining of steel	
		M20-M40	•			for machining of stainless steel, austenitic steel and heat resistant alloys	
		S20-S30	•			mainly for milling of materials of machining group ,S'	
IN4040	TiAlN / Al ₂ O ₃	P15-P30	•			for medium machining of unalloyed and tempered steel	
CVD coated	IN6505	TiCN / Al ₂ O ₃ / TiN	P10-P25		•	for drilling of steel, used only at peripheral insert of QUAD•TWIST™ drill	
	IN6520	TiCN / Al ₂ O ₃ / TiN	P10-P40		•	for drilling of steel, used only at peripheral insert of QUAD•DRILL™ drill	
	IN6535	TiCN / Al ₂ O ₃ / TiN	M20-M35		•	for dry machining of stainless steel and heat resistant alloys at high cutting speed	
			S15-S30		•	mainly for milling of materials of machining group ,S'	
	IN7035	TiCN / Al ₂ O ₃ / TiCN	P20-P40		•	for high feed machining of steel	
M20-M35				•	for machining of stainless and austenitic steel and heat resistant alloys		
S15-S30				•	mainly for milling of materials of machining group ,S'		
Cermet	IN0560	TiN	P05-P15	•		for finish machining of steel at medium up to high cutting speed	
			M05-M15	•		for finish machining of stainless steel at medium up to high cutting speed	
SiN	IN70N	-	K10-K20	•		for machining of gray cast at extremely high cutting speed	
CBN	IN80B	-	K05-K15	•		for machining of surface hardened cast materials and chill cast	
			H05-H15	•		for machining of hardened steel	
PKD	IN90D	-	N01-N10	•		for machining of aluminum, non-ferrous materials and graphite	

Application	Grade	ISO-group						
milling	IN2006	P05-P20					H05-H20	Hardness ↑ ↓ Toughness
	IN2004	P10-P20		K10-K20			H05-H15	
	IN4010			K10-K30				
	IN2510			K10-K30				
	IN2005	P15-P30	M15-M35	K20-K40			S05-S20	
	IN2505	P15-P30	M15-M35				S05-S20	
	IN4040	P15-P30						
	IN2540	P15-P30						
	IN4015	P20-P30		K30-K50				
	IN2515	P20-P30		K30-K50				
	IN4030	P20-P40	M15-M30				S15-S25	
	IN2530	P20-P40	M15-M30	K20-K40			S15-S25	
	IN6535		M20-M35				S15-S30	
	IN7035	P20-P40	M20-M35				S15-S30	
	IN4035	P25-P50	M20-M40				S20-S30	
IN2035	P25-P50	M20-M40				S20-S30		
drilling	IN2010			K10-K30				Hardness ↑ ↓ Toughness
	IN6505	P10-P25						
	IN6520	P10-P40						
	IN2505	P20-P40	M20-M40				S05-S20	
	IN2005	P15-P30	M15-M35	K20-K40			S05-S20	
solid carbide	IN2504	P05-P25					H05-H25	Hardness ↑ ↓ Toughness
	IN2006	P05-P20					H05-H20	
	IN2005	P15-P30	M15-M35	K20-K40			S05-S20	

TABLE DES NUANCE

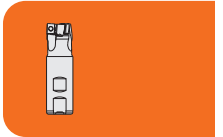
Nuance	Revêtement	Groupe ISO	Fraisage	Perçage	Carbure Mono.	Application et Matières
Carbure	IN05S	-	N10-N25	•		pour usiner des alliages d'Al et des matériaux non ferreux
	IN10K	-	K10-K25	•		pour la finition des fontes
	IN15K	-	N10-N25	•	•	pour la finition d'alliages d'Al et de matériaux non ferreux
			N15-N30	•		pour usiner des alliages d'Al et des matériaux non ferreux
PVD coated	IN2004	TiAlN	P10-P20	•		pour le fraisage d'aciers alliés
			K10-K25	•		pour la semi-finition des fontes grises (à graphite lamellaire) - spécialement les GGV
			H05-H15	•		pour la finition des aciers traités avec des vitesses de coupe moyennes à élevées
	IN2005	TiAlN	P15-P30	•	•	pour l'usinage d'aciers à de hautes vitesses de coupe
			M15-M35	•	•	pour l'usinage d'aciers inoxydables
			K20-K40	•	•	pour l'usinage des fontes
			S05-S20	•	•	pour l'usinage d'alliages exotiques et Titane sous arrosage
	IN2006	TiAlN	P05-P20	•	•	pour l'usinage à de hautes vitesses de coupe avec des faibles ap
			H05-H20	•	•	pour l'usinage des aciers traités jusqu'à 63 HRC
	IN2010	TiAlN	K10-K30	•	•	pour les usinages de finition et le perçage des fontes
	IN2035	TiAlN	P25-P50	•		pour l'usinage grande avance d'aciers
			M20-M40	•		pour l'usinage des aciers inoxydables et des alliages réfractaires
				S20-S30	•	principalement pour les matières faisant partie du Groupe "S"
	IN2040	TiAlN	P15-P35	•		pour la semi-finition d'aciers non alliés et aciers revenus
	IN2504	TiAlN / TiN	P05-P25	•	•	pour le fraisage d'aciers à des vitesses de coupe moyennes à élevées
			H05-H25	•	•	pour le fraisage d'aciers traités à des vitesses de coupe moyennes à élevées.
	IN2505	TiAlN / TiN	P15-P30	•	•	pour la semi-finition et l'ébauche d'aciers à haute résistance
			M15-M35	•	•	pour les applications générales d'aciers inoxydables
				S05-S20	•	pour les applications générales dans les matériaux exotiques
	IN2510	TiAlN / TiN	K10-K30	•		pour l'usinage des fontes grises et des matériaux non ferreux
IN2515	TiAlN / TiN	P20-P35	•		pour le fraisage d'aciers à haute résistance à des vitesses de coupe moyennes	
		K30-K50	•		pour l'usinage général des fontes grises et des fontes ductiles	
IN2530	TiAlN / TiN	P20-P40	•	•	Nuance résistante pour les applications d'usinage des aciers	
		M15-M30	•	•	pour l'usinage général des aciers inoxydables	
		K20-K40	•		pour l'usinage général des fontes	
		S15-S30	•	•	pour l'usinage général des matériaux réfractaires	
IN2540	TiAlN / TiN	P15-P35	•		pour la semi-finition et ébauche des aciers non alliés et des aciers revenus	
IN4005	TiAlN / Al ₂ O ₃	P15-P30	•		pour l'usinage général des aciers	
		M15-M35	•		pour l'usinage général des aciers inoxydables	
		K20-K40	•		pour l'usinage général des fontes	
			S05-S20	•	pour l'usinage général des matériaux réfractaires et du Titane	
IN4010	TiAlN / Al ₂ O ₃	K10-K30	•		pour l'usinage général des fontes	
IN4015	TiAlN / Al ₂ O ₃	P20-P35	•		pour le fraisage d'aciers à haute résistance à des vitesses de coupe moyennes	
		K30-K50	•		pour le fraisage général des fontes grises et des fontes ductiles	
IN4030	TiAlN / Al ₂ O ₃	P20-P40	•		nuance résistante pour l'usinage général des aciers	
		M15-M30	•		pour l'usinage général des inox et des aciers austénitiques	
		S15-S25	•		pour l'usinage général des alliages réfractaires	
IN4035	TiAlN / Al ₂ O ₃	P25-P50	•		pour l'usinage général des aciers	
		M20-M40	•		pour l'usinage des aciers inoxydables, aciers austénitiques et alliages exotiques	
		S20-S30	•		principalement pour les matières faisant partie du Groupe "S"	
IN4040	TiAlN / Al ₂ O ₃	P15-P30	•		pour l'ébauche moyenne d'aciers non alliés et revenus	
CVD coated	IN6505	TiCN / Al ₂ O ₃ / TiN	P10-P25	•		pour le perçage des aciers, utilisé uniquement en périphérie du foret QUADOTWIST™
	IN6520	TiCN / Al ₂ O ₃ / TiN	P10-P40	•		pour le perçage des aciers, à utiliser uniquement en périphérie du foret QUADODRILL™
	IN6535	TiCN / Al ₂ O ₃ / TiN	M20-M35	•		pour l'usinage à sec des aciers inoxydables et des alliages exotiques à de hautes Vc
			S15-S30	•		principalement pour le fraisage des matières faisant partie du Groupe "S"
IN7035	TiCN / Al ₂ O ₃ / TiCN	P20-P40	•		pour l'usinage grande avance des aciers	
		M20-M35	•		pour l'usinage inox et aciers austénitiques et des alliages exotiques	
		S15-S30	•		principalement pour le fraisage des matières faisant partie du Groupe "S"	
Cermet	IN0560	TiN	P05-P15	•		pour la finition des aciers à des vitesses de coupe moyennes à élevées
			M05-M15	•		pour la finition des aciers inoxydables à des vitesses de coupe moyennes à élevées
SiN	IN70N	-	K10-K20	•		pour l'usinage des fontes grises à de très hautes vitesses de coupe
CBN	IN80B	-	K05-K15	•		pour l'usinage des matériaux durs et trempés
			H05-H15	•		pour l'usinage des aciers traités
PKD	IN90D	-	N01-N10	•		pour l'usinage de l'aluminium, des matériaux non-ferreux et du graphite

Application	Nuance	Groupe ISO						
Fraisage	IN2006	P05-P20					H05-H20	Hardness ↑ ↓ Toughness
	IN2004	P10-P20		K10-K20			H05-H15	
	IN4010			K10-K30				
	IN2510			K10-K30				
	IN2005	P15-P30	M15-M35	K20-K40		S05-S20		
	IN2505	P15-P30	M15-M35			S05-S20		
	IN4040	P15-P30						
	IN2540	P15-P35						
	IN4015	P20-P30		K30-K50				
	IN2515	P20-P30		K30-K50				
	IN4030	P20-P40	M15-M30			S15-S25		
	IN2530	P20-P40	M15-M30	K20-K40		S15-S25		
	IN6535		M20-M35			S15-S30		
	IN7035	P20-P40	M20-M35			S15-S30		
	IN4035	P25-P50	M20-M40			S20-S30		
IN2035	P25-P50	M20-M40			S20-S30			
Perçage	IN2010			K10-K30				Hardness ↑ ↓ Toughness
	IN6505	P10-P25						
	IN6520	P10-P40						
	IN2505	P20-P40	M20-M40			S05-S20		
	IN2005	P15-P30	M15-M35	K20-K40		S05-S20		
Carbure Monobloc	IN2504	P05-P25					H05-H25	Hardness ↑ ↓ Toughness
	IN2006	P05-P20					H05-H20	
	IN2005	P15-P30	M15-M35	K20-K40		S05-S20		





END MILLS
FRAISES EN BOUT
Page 18 - 53



EXTENDED FLUTE END MILLS
FRAISES HERISSON
Page 54 - 75




SHOULDER-TYPE FACE MILLS
FRAISES À SURFACER & DRESSER
Page 76 - 107



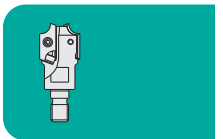
FACE MILLS
FRAISES À SURFACER
Page 108 - 123



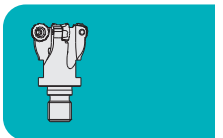
SLOT MILLS
FRAISES DISQUES
Page 124 - 139



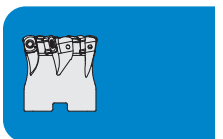
FORM MILLS
FRAISES DE FORME
Page 140 - 157



COPY & PLUNGING MILLS
FRAISES À COPIER & TREFLER
Page 158 - 213



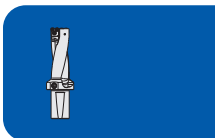
HIGH SPEED CUTTER
FRAISES GRANDES AVANCES
Page 214 - 237



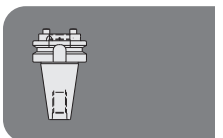
SOLID CARBIDE MILLING CUTTERS
FRAISE CARBURE MONOBLOC
Page 238 - 331














BORING TOOLS
OUTILS DE PERÇAGE
Page 332 - 465



ADAPTIONS
ATTACHEMENTS
Page 466 - 571
















END MILLS / FRAISES EN BOUT

	D	a	Description	Code / Série	Page
	10 - 25	5,7	HIPOPOS[®] End Mill 12J1D..T Fraise en bout 12J1D..T	12J1D..T	20
	9,5 - 25	5,7	HIPOPOS[®] End Mill 12J1D..W Fraise en bout 12J1D..W	12J1D..W	21
	10 - 35	5,7	HIPOPOS[®] End Mill 12J1D..X Fraise en bout 12J1D..X	12J1D..X	22
	10 - 20	5,7	HIPOPOS[®] End Mill 12J1D.. Fraise en bout 12J1D..	12J1D..	23
	12 - 25	9	HIPOPOS[®] End Mill 12J1P..W Fraise en bout 12J1P..W	12J1P..W	24
	12 - 35	9	HIPOPOS[®] End Mill 12J1P..X Fraise en bout 12J1P..X	12J1P..X	26
	16 - 25	9	HIPOPOS[®] End Mill 12J1P.. Fraise en bout 12J1P..	12J1P..	28
	20 - 32	12	HIPOPOS[®] End Mill 12J1R..W Fraise en bout 12J1R..W	12J1R..W	30
	20 - 40	12	HIPOPOS[®] End Mill 12J1R..X Fraise en bout 12J1R..X	12J1R..X	32
	16 - 32	4,7	DIPOSETETRA[™] End Mill 1TJ1C..W Fraise en bout 1TJ1C..W	1TJ1C..W	34
	12 - 25	4,7	DIPOSETETRA[™] End Mill 1TJ1C..X Fraise en bout 1TJ1C..X	1TJ1C..X	35
	16 - 32	6	DIPOSETETRA[™] End Mill 1TJ1D..W Fraise en bout 1TJ1D..W	1TJ1D..W	36
	16 - 40	6	DIPOSETETRA[™] End Mill 1TJ1D..X Fraise en bout 1TJ1D..X	1TJ1D..X	37
	16 - 25	6	DIPOSETETRA[™] End Mill 1TJ1D.. Fraise en bout 1TJ1D..	1TJ1D..	38

Subject to printing error or technical changes. / Sous réserve d'erreurs d'impression ou de modifications techniques.

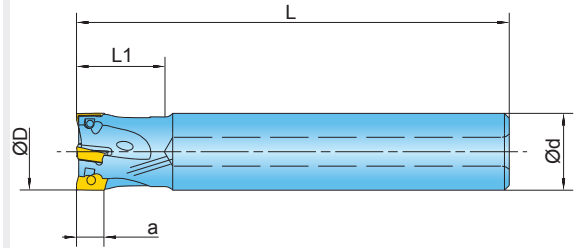
END MILLS / FRAISES EN BOUT

	D	a	Description	Code / Série	Page
	20 - 40	7	GOLDTRIO™ End Mill 1KJ1D...W Fraise en bout 1KJ1D...W	1KJ1D...W	39
	20 - 40	7	GOLDTRIO™ End Mill 1KJ1D...X Fraise en bout 1KJ1D...X	1KJ1D...X	40
	32 - 40	11	GOLDTRIO™ End Mill 1KJ1G...W Fraise en bout 1KJ1G...W	1KJ1G...W	41
	32 - 40	11	GOLDTRIO™ End Mill 1KJ1G...X Fraise en bout 1KJ1G...X	1KJ1G...X	42
	16 - 32	3,8	DIPOSOHEXA™ End Mill 1WJ1D...W Fraise en bout 1WJ1D...W	1WJ1D...W	43
	16 - 40	3,8	DIPOSOHEXA™ End Mill 1WJ1D...X Fraise en bout 1WJ1D...X	1WJ1D...X	44
	16 - 25	3,8	DIPOSOHEXA™ End Mill 1WJ1D... Fraise en bout 1WJ1D...	1WJ1D...	45
	25 - 40	5,8	DIPOSOHEXA™ End Mill 1WJ1F...W Fraise en bout 1WJ1F...W	1WJ1F...W	46
	25 - 40	5,8	DIPOSOHEXA™ End Mill 1WJ1F...X Fraise en bout 1WJ1F...X	1WJ1F...X	47
	25 - 40	16	HIPOSOALU™ End Mill 1AX2K...X Fraise en bout 1AX2K...X	1AX2K...X	48
	25 - 40	8,4	ALUMINATOR™ End Mill 15U1G...X Fraise en bout 15U1G...X	15U1G...X	50
	20 - 40	7,5	EVOTECOMAX™ End Mill 1SJ1Y...W Fraise en bout 1SJ1Y...W	1SJ1Y...W	51
	30 - 42	0,5	MICROMILL™ Finish Mill 16F1B...X Fraise de finition 16F1B...X	16F1B...X	52

Subject to printing error or technical changes. / Sous réserve d'erreurs d'impression ou de modifications techniques.

HIPOPOS™ END MILL 12J1D...T FRAISE EN BOUT 12J1D...T

ADAPTION ACC. TO DIN 1835 A
ATTACHEMENT DIN 1835 A



Designation Réf. de l'article	D	d	L	L1	a	Z			
12J1D010016T1R00	10	10	55	16	5,7	2	10,0	✓	0,03
12J1D012017T2R00	12	12	60	17	5,7	3	6,5	✓	0,04
12J1D016019T3R00	16	16	90	19	5,7	4	4,0	✓	0,11
12J1D020017T4R00	20	20	105	19	5,7	5	2,5	✓	0,21
12J1D025065T4R00	25	20	115	65	5,7	7	2,0	✓	0,24

Programming radius 1mm / Programmation - rayon 1mm

AOMT060202R Ø1.9, R0.2, 4.2, 5.8, 2.6	AOMT060204R Ø1.9, R0.4, 4.2, 5.8, 2.6	AOMT060208R Ø1.9, R0.8, 4.2, 5.8, 2.6
AOMT060216R Ø1.9, R1.6, 4.2, 5.7, 2.5	AOCT060204FR-P Ø1.9, R0.4, 4.2, 5.8, 2.6	AOMT060202R-DT1 Ø1.9, R0.2, 4.2, 2, 2.6
UOMT0602TR Ø1.9, 4, 0.5, 2.6		

Designation Réf. de l'article	fz(min/max)	Design Execution	Grade Nuance	IN05S	IN2035	IN2504	IN2505	IN2530	IN90D	
AOMT060202R	0,06/0,12	positive geometry R0,2 / Géométrie positive R0,2								
AOMT060204R	0,06/0,12	positive geometry R0,4 / Géométrie positive R0,4								
AOMT060208R	0,06/0,12	positive geometry R0,8 / Géométrie positive R0,8								
AOMT060216R ¹⁾	0,06/0,12	positive geometry R1,6 / Géométrie positive R1,6								
AOCT060204FR-P	0,05/0,12	non-ferrous geometry, polished R0,4 / Géo. pour mat. non fer., polie R0,4								
AOMT060202R-DT1	0,05/0,12	with short PCD-tip R0,2 / avec insert PCD version courte R0,2								
UOMT0602TR	0,30/0,80	high feed geometry / Géométrie haute avance								

¹⁾Cutter body has to be modified / Modifier le corps de fraise

● = P ● = M ● = K ● = N ● = S ○ = H

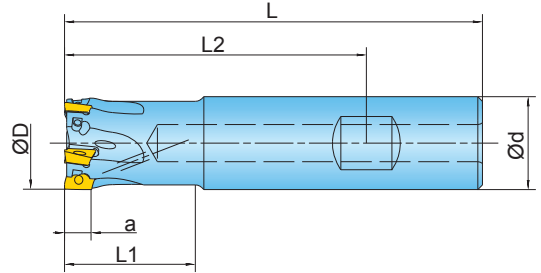
**SPARE PARTS
ACCESSOIRES**

① ②

SM18-041-00 (0,5Nm) DS-TP06S (TX-Plus)

① = Insert screw / Vis de serrage plaquette ② = Screw driver / Tournevis

ADAPTION ACC. TO DIN 1835 B (WELDON)
ATTACHEMENT DIN 1835 B (WELDON)



Designation Réf. de l'article	D	d	L	L1	L2	a	Z			
12J1D010018W3R01	9,5	16	80	18	56	5,7	2	10,5	✓	0,09
12J1D010018W3R00	10	16	80	18	56	5,7	2	10,0	✓	0,09
12J1D012020W3R01	11,5	16	80	20	56	5,7	3	7,0	✓	0,09
12J1D012020W3R00	12	16	80	20	56	5,7	3	6,5	✓	0,09
12J1D014022W3R01	13,5	16	80	22	56	5,7	3	5,5	✓	0,09
12J1D014022W3R00	14	16	80	22	56	5,7	3	5,2	✓	0,09
12J1D016026W3R00	16	16	85	26	61	5,7	4	4,0	✓	0,10
12J1D020030W4R00	20	20	90	30	65	5,7	5	2,5	✓	0,17
12J1D025040W5R00	25	25	100	40	68	5,7	7	2,0	✓	0,31

Programming radius 1mm / Programmation - rayon 1mm

AOMT060202R 	AOMT060204R 	AOMT060208R
AOMT060216R 	AOCT060204FR-P 	AOMT060202R-DT1
UOMT0602TR 		

Designation Réf. de l'article	fz(min/max)	Design Execution	Grade Nuance	IN05S	IN2035	IN2504	IN2505	IN2530	IN90D
AOMT060202R	0,06/0,12	positive geometry R0,2 / Géométrie positive R0,2							
AOMT060204R	0,06/0,12	positive geometry R0,4 / Géométrie positive R0,4							
AOMT060208R	0,06/0,12	positive geometry R0,8 / Géométrie positive R0,8							
AOMT060216R ¹⁾	0,06/0,12	positive geometry R1,6 / Géométrie positive R1,6							
AOCT060204FR-P	0,05/0,12	non-ferrous geometry, polished R0,4 / Géo. pour mat. non fer., polie R0,4							
AOMT060202R-DT1	0,05/0,12	with short PCD-tip R0,2 / avec insert PCD version courte R0,2							
UOMT0602TR	0,30/0,80	high feed geometry / Géométrie haute avance							

¹⁾ Cutter body has to be modified / Modifier le corps de fraise

● = P ● = M ● = K ● = N ● = S ○ = H

**SPARE PARTS
ACCESSOIRES**

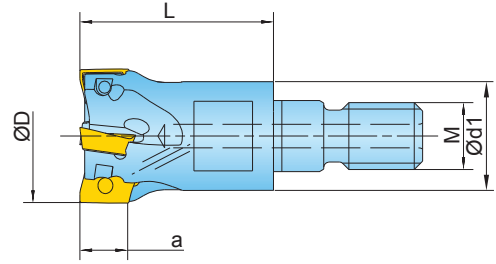
① ②

SM18-041-00 (0,5Nm) DS-TP06S (TX-Plus)

① = Insert screw / Vis de serrage plaquette ② = Screw driver / Tournevis

HIPOPOS™ END MILL 12J1D...X FRAISE EN BOUT 12J1D...X

SCREW-IN TYPE ADAPTION
ATTACHEMENT FILETÉ



Designation Réf. de l'article	D	d1	L	a	M	Z			
12J1D010017X4R00	10	9,8	17	5,7	M6	2	10	✓	0,01
12J1D012023X4R00	12	11,8	23	5,7	M6	3	6,5	✓	0,02
12J1D015023X5R00	15	13	23	5,7	M8	4	4,4	✓	0,02
12J1D016023X5R00	16	13	23	5,7	M8	4	4,0	✓	0,03
12J1D020030X6R00	20	18	30	5,7	M10	5	2,5	✓	0,06
12J1D025035X7R00	25	21	35	5,7	M12	7	2,0	✓	0,10
12J1D030043X8R00	30	29	43	5,7	M16	8	1,7	✓	0,21
12J1D032043X8R00	32	29	43	5,7	M16	8	1,6	✓	0,22
12J1D035043X8R00	35	29	43	5,7	M16	9	1,4	✓	0,24

Programming radius 1mm / Programmation - rayon 1mm

AOMT060202R 	AOMT060204R 	AOMT060208R
AOMT060216R 	AOCT060204FR-P 	AOMT060202R-DT1
UOMT0602TR 		

Designation Réf. de l'article	fz(min/max)	Design Execution	Grade Nuance	IN05S	IN2035	IN2504	IN2505	IN2530	IN90D	
AOMT060202R	0,06/0,12	positive geometry R0,2 / Géométrie positive R0,2								
AOMT060204R	0,06/0,12	positive geometry R0,4 / Géométrie positive R0,4								
AOMT060208R	0,06/0,12	positive geometry R0,8 / Géométrie positive R0,8								
AOMT060216R ¹⁾	0,06/0,12	positive geometry R1,6 / Géométrie positive R1,6								
AOCT060204FR-P	0,05/0,12	non-ferrous geometry, polished R0,4 / Géo. pour mat. non fer., polie R0,4								
AOMT060202R-DT1	0,05/0,12	with short PCD-tip R0,2 / avec insert PCD version courte R0,2								
UOMT0602TR	0,30/0,80	high feed geometry / Géométrie haute avance								

¹⁾ Cutter body has to be modified / Modifier le corps de fraise

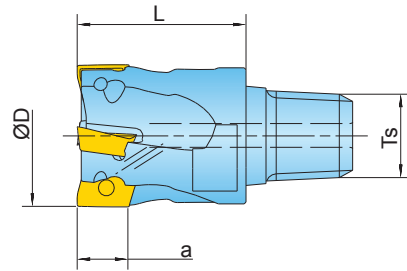
● = P ● = M ● = K ● = N ● = S ○ = H



SM18-041-00 (0,5Nm) DS-TP06S (TX-Plus)

① = Insert screw / Vis de serrage plaquette ② = Screw driver / Tournevis

FOR EXCHANGEABLE HEAD SYSTEM
POUR SYSTEME DE TETES INTERCHANGEABLES



Designation Réf. de l'article	D	L	a	Ts	Z			
12J1D010016T6R00	10	16	5,7	T6	2	10,0	✓	0,01
12J1D012017T8R00	12	17	5,7	T8	3	6,5	✓	0,01
12J1D016019TRR00	16	19	5,7	T10	4	4,0	✓	0,03
12J1D020022TSR00	20	22	5,7	T12	5	2,5	✓	0,05

Programming radius 1mm / Programmation - rayon 1mm

AOMT060202R Ø1.9, R0.2, 4.2, 5.8, 2.6	AOMT060204R Ø1.9, R0.4, 4.2, 5.8, 2.6	AOMT060208R Ø1.9, R0.8, 4.2, 5.8, 2.6
AOMT060216R Ø1.9, R1.6, 4.2, 5.7, 2.5	AOCT060204FR-P Ø1.9, R0.4, 4.2, 5.8, 2.6	AOMT060202R-DT1 Ø1.9, R0.2, 4.2, 2, 2.6
UOMT0602TR Ø1.9, 4, 0.5, 2.6		

Designation Réf. de l'article	fz(min/max)	Design Execution	Grade Nuance	IN05S	IN2035	IN2504	IN2505	IN2530	IN90D
AOMT060202R	0,06/0,12	positive geometry R0,2 / Géométrie positive R0,2							
AOMT060204R	0,06/0,12	positive geometry R0,4 / Géométrie positive R0,4							
AOMT060208R	0,06/0,12	positive geometry R0,8 / Géométrie positive R0,8							
AOMT060216R ¹⁾	0,06/0,12	positive geometry R1,6 / Géométrie positive R1,6							
AOCT060204FR-P	0,05/0,12	non-ferrous geometry, polished R0,4 / Géo. pour mat. non fer., polie R0,4							
AOMT060202R-DT1	0,05/0,12	with short PCD-tip R0,2 / avec insert PCD version courte R0,2							
UOMT0602TR	0,30/0,80	high feed geometry / Géométrie haute avance							

¹⁾ Cutter body has to be modified / Modifier le corps de fraise

● = P ● = M ● = K ● = N ● = S ○ = H

**SPARE PARTS
ACCESSOIRES**



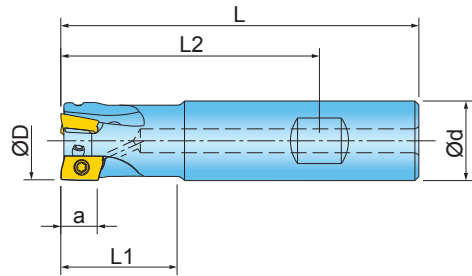
Diameter Range / Diamètres

10	SM18-041-00 (0,5Nm)	DS-TP06S (TX-Plus)	WS-0029 (10,0Nm)
12	SM18-041-00 (0,5Nm)	DS-TP06S (TX-Plus)	WS-0030 (15,0Nm)
16	SM18-041-00 (0,5Nm)	DS-TP06S (TX-Plus)	WS-0044 (28,0Nm)
20	SM18-041-00 (0,5Nm)	DS-TP06S (TX-Plus)	WS-0059 (28,0Nm)

① = Insert screw / Vis de serrage plaquette ② = Screw driver / Tournevis ③ = Wrench / Clé de serrage

HIPOPOS⁺™ END MILL 12J1P...W
FRAISE EN BOUT 12J1P...W

ADAPTION ACC. TO DIN 1835 B (WELDON)
 ATTACHEMENT DIN 1835 B (WELDON)



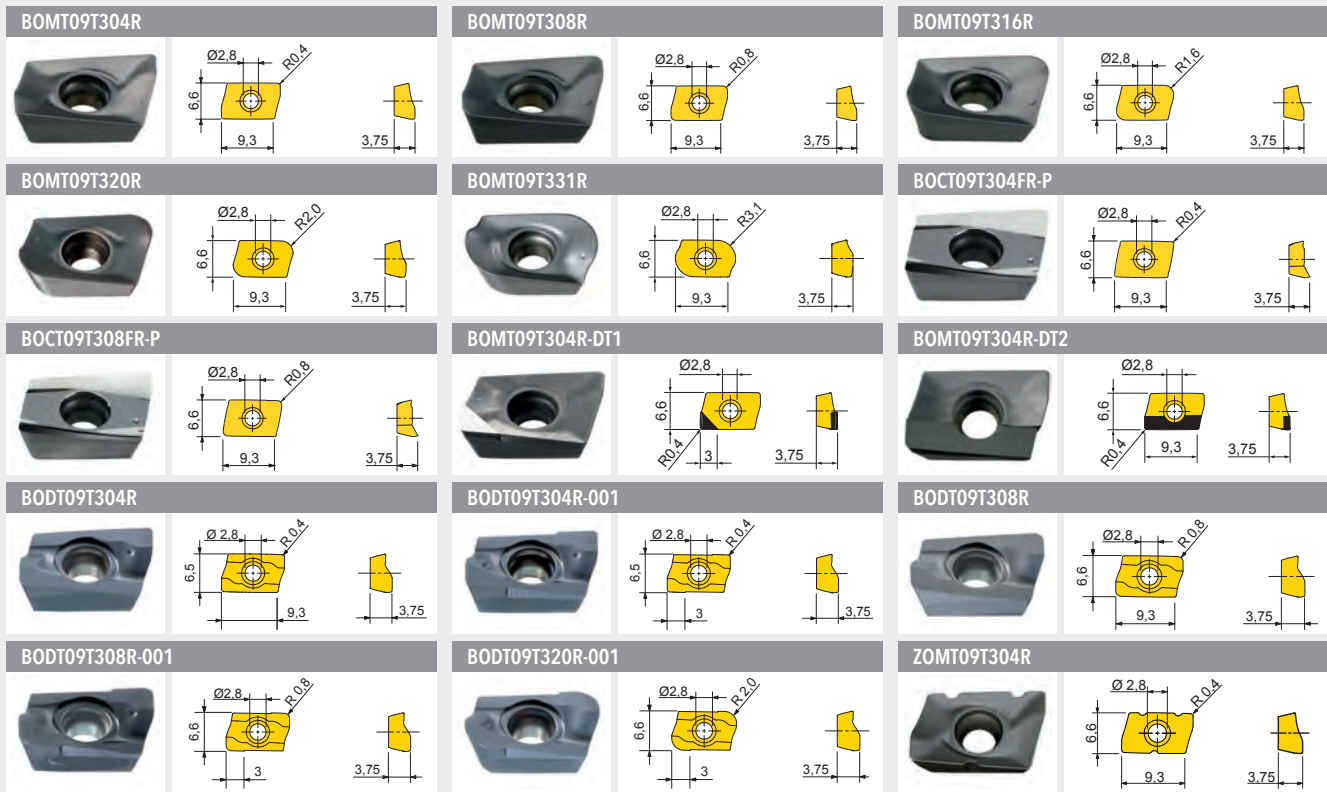
Designation Réf. de l'article	D	d	L	L1	L2	a	Z			
12J1P012020W3R00	12	16	80	20	56	9	1	1,5	✓	0,09
12J1P016026W3R00	16	16	85	26	61	9	2	10,0	✓	0,10
12J1P020030W4R01	20	20	90	30	65	9	2	7,0	✓	0,18
12J1P020030W4R00	20	20	90	30	65	9	3	7,0	✓	0,17
12J1P020075W4R00	20	20	125	75	100	9	2	7,0	✓	0,23
12J1P025040W5R00	25	25	100	40	68	9	4	4,4	✓	0,31
12J1P025085W5R00	25	25	145	85	113	9	3	4,4	✓	0,45
12J1P025085W5R01	25	25	145	85	113	9	4	4,4	✓	0,45



Diameter Range / Diamètres

12 - 16	SM25-054-00 (1,1Nm) DS-T08S
20 - 25	SM25-064-00 (1,1Nm) DS-T08S

① = Insert screw / Vis de serrage plaquette ② = Screw driver / Tournevis



Designation Réf. de l'article	fz(min/max)	Design Execution	Grade Nuance	IN10K	IN0560	IN2035	IN2504	IN2505	IN2530	IN4030	IN90D
BOMT09T304R	0,10/0,15	positive geometry R0,4 / Géométrie positive R 0,4				●	●	●	●	●	
BOMT09T308R	0,10/0,15	positive geometry R0,8 / Géométrie positive R 0,8				●	●	●	●	●	
BOMT09T316R ¹⁾	0,10/0,15	positive geometry R1,6 / Géométrie positive R 1,6				●	●	●	●	●	
BOMT09T320R ¹⁾	0,10/0,15	positive geometry R2,0 / Géométrie positive R 2,0				●	●	●	●	●	
BOMT09T331R ¹⁾	0,10/0,15	positive geometry R3,1 / Géométrie positive R 3,1				●	●	●	●	●	
BOCT09T304FR-P	0,05/0,20	non-ferrous geometry, polished R0,4 / Géo. pour mat. non fer., polie R0,4	●								
BOCT09T308FR-P	0,05/0,20	non-ferrous geometry, polished R0,8 / Géo. pour mat. non fer., polie R0,8	●								
BOMT09T304R-DT1	0,05/0,20	with short PCD-tip R0,4 / avec insert PCD version courte R0,4									●
BOMT09T304R-DT2	0,05/0,20	with long PCD-tip R0,4 / avec insert PCD version longue R0,4									●
BODT09T304R	0,05/0,15	ground finishing geometry R0,4 / Géométrie de finition affûtée R0,4		●			●				
BODT09T304R-001	0,05/0,15	finishing geometry, short R0,4 / Géométrie de finition, courte R0,4		●			●				
BODT09T308R	0,05/0,15	ground finishing geometry R0,8 / Géométrie de finition affûtée R0,8		●			●				
BODT09T308R-001	0,05/0,15	finishing geometry, short R0,8 / Géométrie de finition, courte R0,8		●			●				
BODT09T320R-001	0,05/0,15	finishing geometry, short R2,0 / Géométrie de finition, courte R2,0		●			●				
ZOMT09T304R ²⁾	0,10/0,15	chip splitter geometry R0,4 / Géométrie avec brise-copeaux R0,4				●		●	●	●	

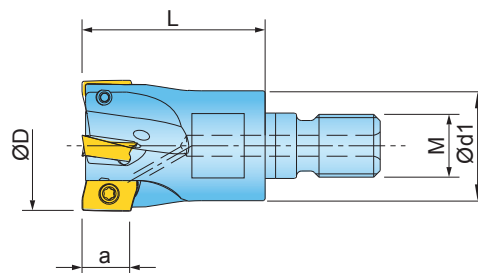
● = P ● = M ● = K ● = N ● = S ○ = H

¹⁾ Cutter body has to be modified / Modifier le corps de fraise; ²⁾ Best results are achieved on tools with an even number of teeth. Please mount inserts alternating. / Les meilleurs résultats sont obtenus avec une fraise ayant un nombre de dents pair. Merci de monter les arêtes de manière alternée.



HIPOPOS+™ END MILL 12J1P...X FRAISE EN BOUT 12J1P...X

SCREW-IN TYPE ADAPTION
ATTACHEMENT FILETÉ



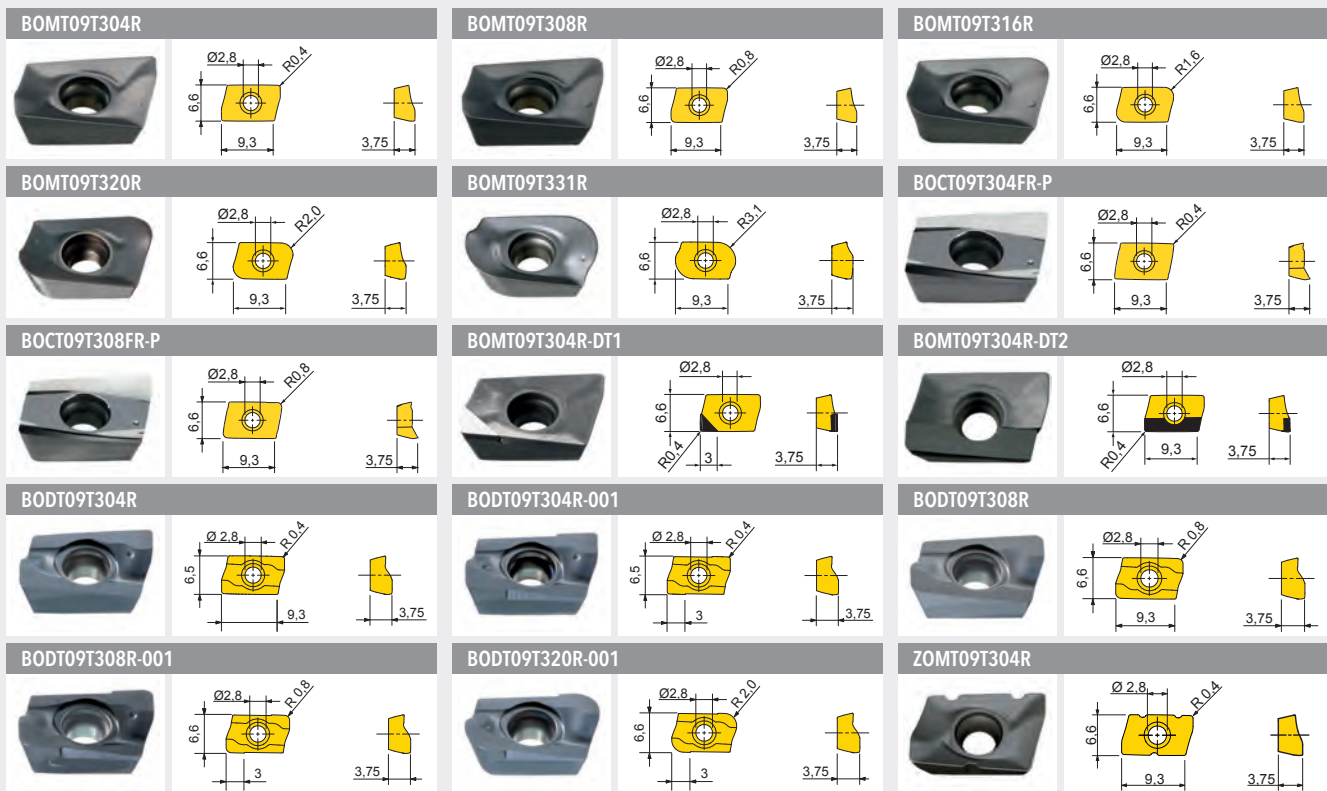
Designation Réf. de l'article	D	d1	L	a	M	Z			
12J1P012030X4R00	12	11,8	30	9	M6	1	1,5	✓	0,02
12J1P015030X5R00	15	13	30	9	M8	2	12,0	✓	0,03
12J1P016035X5R00	16	13	35	9	M8	2	10,0	✓	0,03
12J1P020035X6R01	20	18	35	9	M10	2	7,0	✓	0,07
12J1P020035X6R00	20	18	35	9	M10	3	7,0	✓	0,06
12J1P025035X7R00	25	21	35	9	M12	4	4,4	✓	0,09
12J1P032043X8R01	32	29	43	9	M16	4	2,8	✓	0,20
12J1P032043X8R00	32	29	43	9	M16	5	2,8	✓	0,20
12J1P035043X8R00	35	29	43	9	M16	5	2,5	✓	0,22



Diameter Range / Diamètres

12 - 16	SM25-054-00 (1,1Nm) DS-T08S
20 - 35	SM25-064-00 (1,1Nm) DS-T08S

① = Insert screw / Vis de serrage plaquette ② = Screw driver / Tournevis



Designation Réf. de l'article	fz(min/max)	Design Exécution	Grade Nuance	IN10K	IN0560	IN2035	IN2504	IN2505	IN2530	IN4030	IN90D
BOMT09T304R	0,10/0,15	positive geometry R0,4 / Géométrie positive R 0,4				●	●	●	●	●	
BOMT09T308R	0,10/0,15	positive geometry R0,8 / Géométrie positive R 0,8				●	●	●	●	●	
BOMT09T316R ¹⁾	0,10/0,15	positive geometry R1,6 / Géométrie positive R 1,6				●	●	●	●	●	
BOMT09T320R ¹⁾	0,10/0,15	positive geometry R2,0 / Géométrie positive R 2,0				●	●	●	●	●	
BOMT09T331R ¹⁾	0,10/0,15	positive geometry R3,1 / Géométrie positive R 3,1				●	●	●	●	●	
BOCT09T304FR-P	0,05/0,20	non-ferrous geometry, polished R0,4 / Géo. pour mat. non fer., polie R0,4	●								
BOCT09T308FR-P	0,05/0,20	non-ferrous geometry, polished R0,8 / Géo. pour mat. non fer., polie R0,8	●								
BOMT09T304R-DT1	0,05/0,20	with short PCD-tip R0,4 / avec insert PCD version courte R0,4									●
BOMT09T304R-DT2	0,05/0,20	with long PCD-tip R0,4 / avec insert PCD version longue R0,4									●
BODT09T304R	0,05/0,15	ground finishing geometry R0,4 / Géométrie de finition affûtée R0,4		●			●				
BODT09T304R-001	0,05/0,15	finishing geometry, short R0,4 / Géométrie de finition, courte R0,4		●			●				
BODT09T308R	0,05/0,15	ground finishing geometry R0,8 / Géométrie de finition affûtée R0,8		●			●				
BODT09T308R-001	0,05/0,15	finishing geometry, short R0,8 / Géométrie de finition, courte R0,8		●			●				
BODT09T320R-001	0,05/0,15	finishing geometry, short R2,0 / Géométrie de finition, courte R2,0		●			●				
ZOMT09T304R ²⁾	0,10/0,15	chip splitter geometry R0,4 / Géométrie avec brise-copeaux R0,4				●		●	●	●	

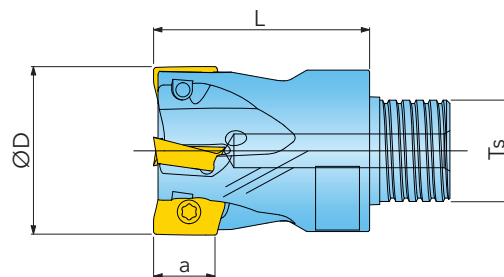
● = P ● = M ● = K ● = N ● = S ○ = H

¹⁾ Cutter body has to be modified / Modifier le corps de fraise; ²⁾ Best results are achieved on tools with an even number of teeth. Please mount inserts alternating. / Les meilleurs résultats sont obtenus avec une fraise ayant un nombre de dents pair. Merci de monter les arêtes de manière alternée.



HIPOPOS+™ END MILL 12J1P...
FRAISE EN BOUT 12J1P...

FOR EXCHANGEABLE HEAD SYSTEM
 POUR SYSTEME DE TETES INTERCHANGEABLES



Designation Réf. de l'article	D	L	a	Ts	Z			
12J1P016026TRR00	16	26	9	T10	2	10,0	✓	0,03
12J1P020026TSR00	20	26	9	T12	3	7,0	✓	0,05
12J1P025032TUR00	25	32	9	T15	4	4,4	✓	0,09

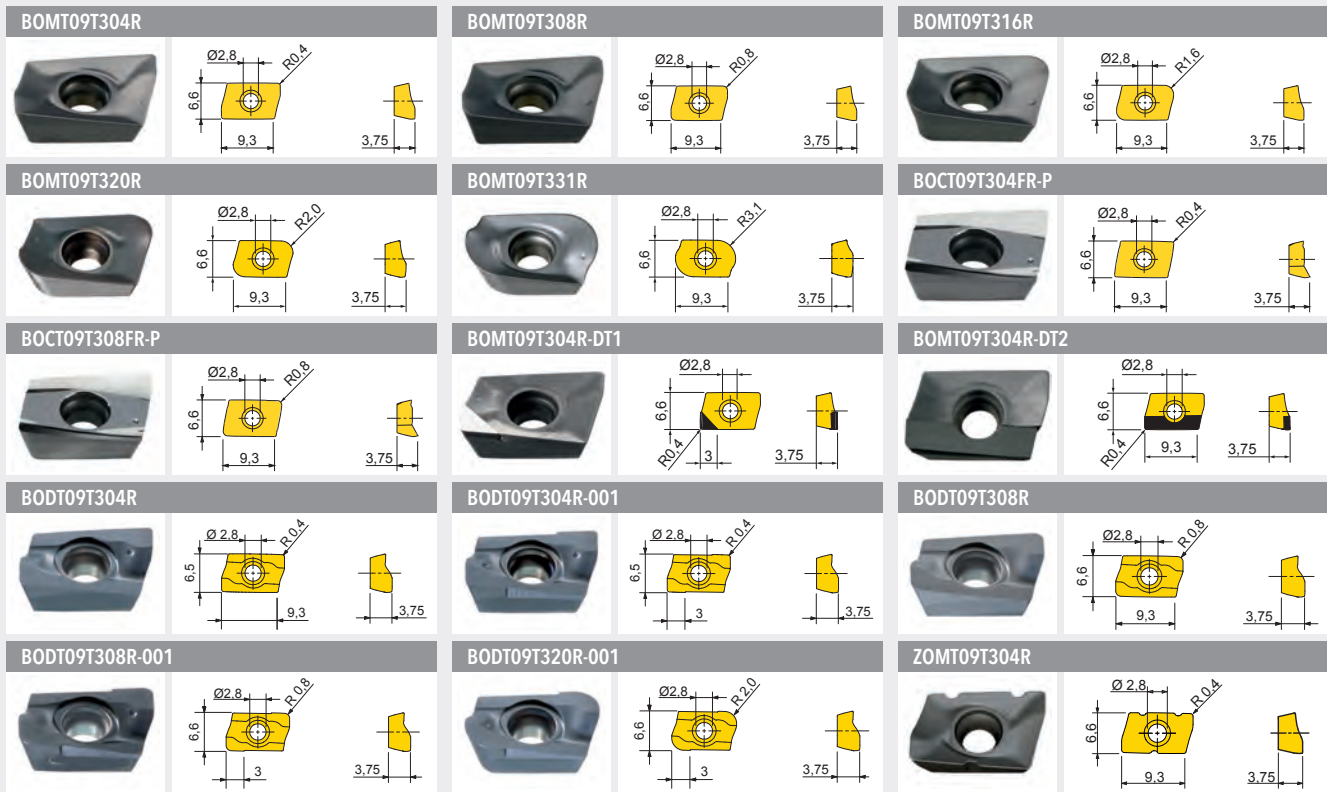
SPARE PARTS
 ACCESSOIRES



Diameter Range / Diamètres

16	SM25-054-00 (1,1Nm)	DS-T08S	WS-0044 (28,0Nm)
20	SM25-064-00 (1,1Nm)	DS-T08S	WS-0059 (28,0Nm)
25	SM25-064-00 (1,1Nm)	DS-T08S	WS-0061 (28,0Nm)

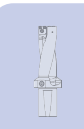
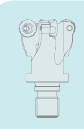
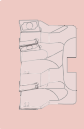
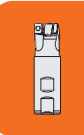
① = Insert screw / Vis de serrage plaquette ② = Screw driver / Tournevis ③ = Wrench / Clé de serrage



Designation Réf. de l'article	fz(min/max)	Design Exécution	Grade Nuance	IN10K	IN0560	IN2035	IN2504	IN2505	IN2530	IN4030	IN90D
BOMT09T304R	0,10/0,15	positive geometry R0,4 / Géométrie positive R 0,4				●	●	●	●	●	
BOMT09T308R	0,10/0,15	positive geometry R0,8 / Géométrie positive R 0,8				●	●	●	●	●	
BOMT09T316R ¹⁾	0,10/0,15	positive geometry R1,6 / Géométrie positive R 1,6				●	●	●	●	●	
BOMT09T320R ¹⁾	0,10/0,15	positive geometry R2,0 / Géométrie positive R 2,0				●	●	●	●	●	
BOMT09T331R ¹⁾	0,10/0,15	positive geometry R3,1 / Géométrie positive R 3,1				●	●	●	●	●	
BOCT09T304FR-P	0,05/0,20	non-ferrous geometry, polished R0,4 / Géo. pour mat. non fer., polie R0,4	●								
BOCT09T308FR-P	0,05/0,20	non-ferrous geometry, polished R0,8 / Géo. pour mat. non fer., polie R0,8	●								
BOMT09T304R-DT1	0,05/0,20	with short PCD-tip R0,4 / avec insert PCD version courte R0,4									●
BOMT09T304R-DT2	0,05/0,20	with long PCD-tip R0,4 / avec insert PCD version longue R0,4									●
BODT09T304R	0,05/0,15	ground finishing geometry R0,4 / Géométrie de finition affûtée R0,4		●			●				
BODT09T304R-001	0,05/0,15	finishing geometry, short R0,4 / Géométrie de finition, courte R0,4		●			●				
BODT09T308R	0,05/0,15	ground finishing geometry R0,8 / Géométrie de finition affûtée R0,8		●			●				
BODT09T308R-001	0,05/0,15	finishing geometry, short R0,8 / Géométrie de finition, courte R0,8		●			●				
BODT09T320R-001	0,05/0,15	finishing geometry, short R2,0 / Géométrie de finition, courte R2,0		●			●				
ZOMT09T304R ²⁾	0,10/0,15	chip splitter geometry R0,4 / Géométrie avec brise-copeaux R0,4				●		●	●	●	

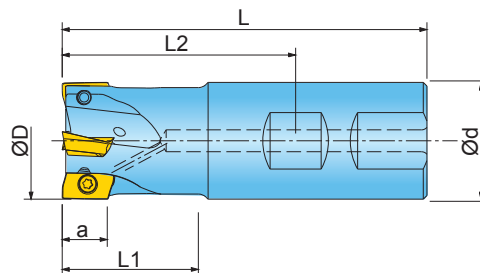
● = P ● = M ● = K ● = N ● = S ○ = H

¹⁾ Cutter body has to be modified / Modifier le corps de fraise; ²⁾ Best results are achieved on tools with an even number of teeth. Please mount inserts alternating. / Les meilleurs résultats sont obtenus avec une fraise ayant un nombre de dents pair. Merci de monter les arêtes de manière alternée.



HIPOPOS⁺™ END MILL 12J1R...W
FRAISE EN BOUT 12J1R...W

ADAPTION ACC. TO DIN 1835 B (WELDON)
 ATTACHEMENT DIN 1835 B (WELDON)



Designation
 Réf. de l'article

D d L L1 L2 a Z



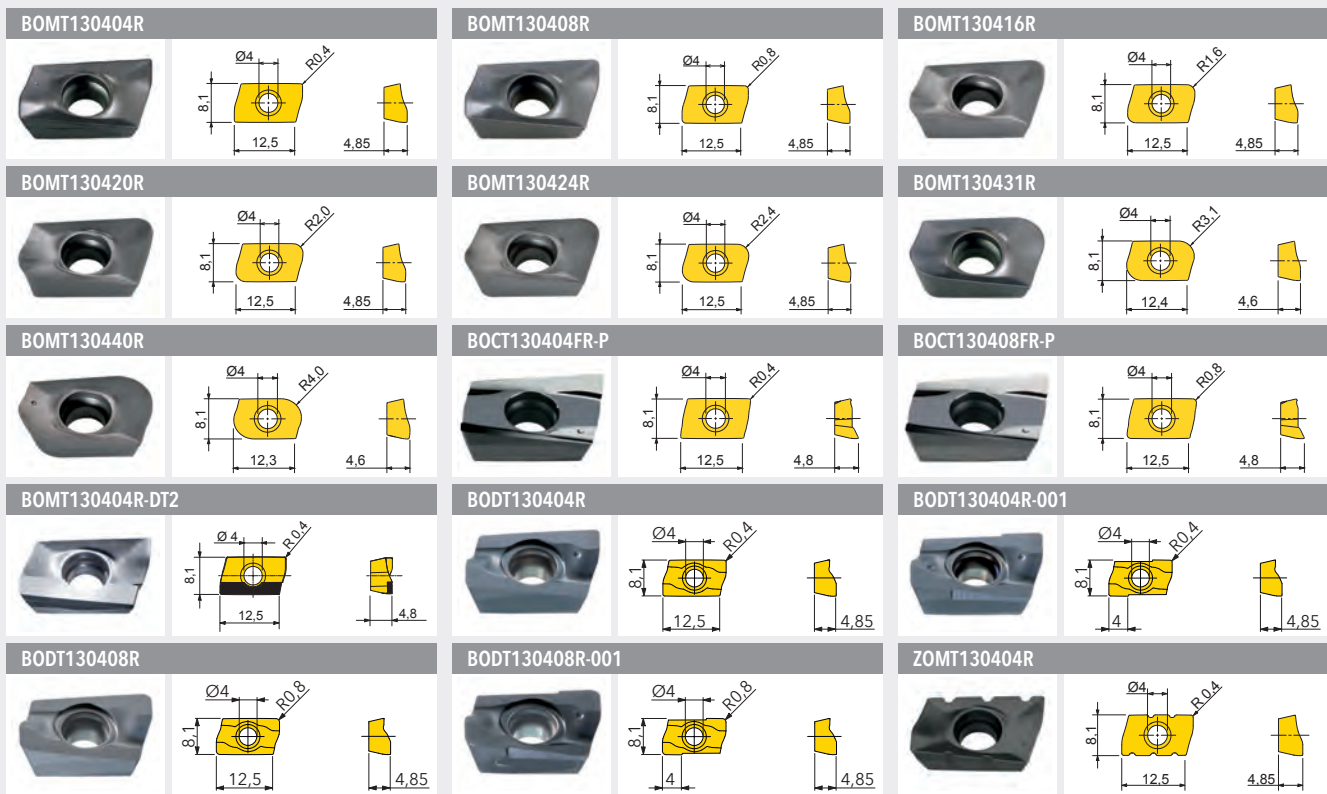
Designation Réf. de l'article	D	d	L	L1	L2	a	Z			
12J1R020030W4R00	20	20	90	30	65	12	2	7,0	✓	0,17
12J1R025040W5R01	25	25	100	40	68	12	2	7,9	✓	0,32
12J1R025040W5R00	25	25	100	40	68	12	3	7,9	✓	0,30
12J1R032040W5R00	32	25	100	40	68	12	4	5,0	✓	0,33
12J1R032038W6R00	32	32	100	38	64	12	4	5,0	✓	0,51

SPARE PARTS
 ACCESSOIRES



SM35-088-10 (3,0Nm) DS-T10S

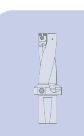
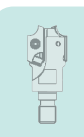
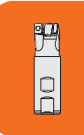
① = Insert screw / Vis de serrage plaquette ② = Screw driver / Tournevis



Designation Réf. de l'article	fz(min/max)	Design Execution	Grade Nuance	IN10K	IN0560	IN2035	IN2504	IN2505	IN2530	IN4030	IN90D
BOMT130404R	0,12/0,20	positive geometry R0,4 / Géométrie positive R 0,4				●	●	●	●	●	
BOMT130408R	0,12/0,20	positive geometry R0,8 / Géométrie positive R 0,8				●	●	●	●	●	
BOMT130416R	0,12/0,20	positive geometry R1,6 / Géométrie positive R 1,6					●	●	●		
BOMT130420R	0,12/0,20	positive geometry R2,0 / Géométrie positive R 2,0					●	●	●		
BOMT130424R ¹⁾	0,12/0,20	positive geometry R2,4 / Géométrie positive R 2,4					●	●	●		
BOMT130431R ¹⁾	0,12/0,20	positive geometry R3,1 / Géométrie positive R 3,1				●		●	●		
BOMT130440R ¹⁾	0,12/0,20	positive geometry R4,0 / Géométrie positive R 4,0						●	●		
BOCT130404FR-P	0,05/0,25	non-ferrous geometry, polished R0,4 / Géo. pour mat. non fer., polie R0,4	●								
BOCT130408FR-P	0,05/0,25	non-ferrous geometry, polished R0,8 / Géo. pour mat. non fer., polie R0,8	●								
BOMT130404R-DT2	0,05/0,25	with long PCD-tip R0,4 / avec insert PCD version longue R0,4									●
BODT130404R	0,05/0,20	ground finishing geometry R0,4 / Géométrie de finition affûtée R0,4		●			●				
BODT130404R-001	0,05/0,20	finishing geometry, short R0,4 / Géométrie de finition, courte R0,4		●			●				
BODT130408R	0,05/0,20	ground finishing geometry R0,8 / Géométrie de finition affûtée R0,8		●			●				
BODT130408R-001	0,05/0,20	finishing geometry, short R0,8 / Géométrie de finition, courte R0,8		●			●				
ZOMT130404R ²⁾	0,12/0,20	chip splitter geometry R0,4 / Géométrie avec brise-copeaux R0,4				●		●	●	●	

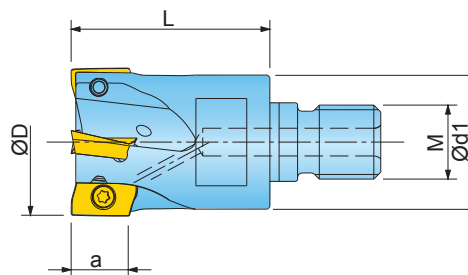
● = P ● = M ● = K ● = N ● = S ○ = H

¹⁾ Cutter body has to be modified / Modifier le corps de fraise; ²⁾ Best results are achieved on tools with an even number of teeth. Please mount inserts alternating. / Les meilleurs résultats sont obtenus avec une fraise ayant un nombre de dents pair. Merci de monter les arêtes de manière alternée.



HIPOPOS+™ END MILL 12J1R...X FRAISE EN BOUT 12J1R...X

SCREW-IN TYPE ADAPTION
ATTACHEMENT FILETÉ



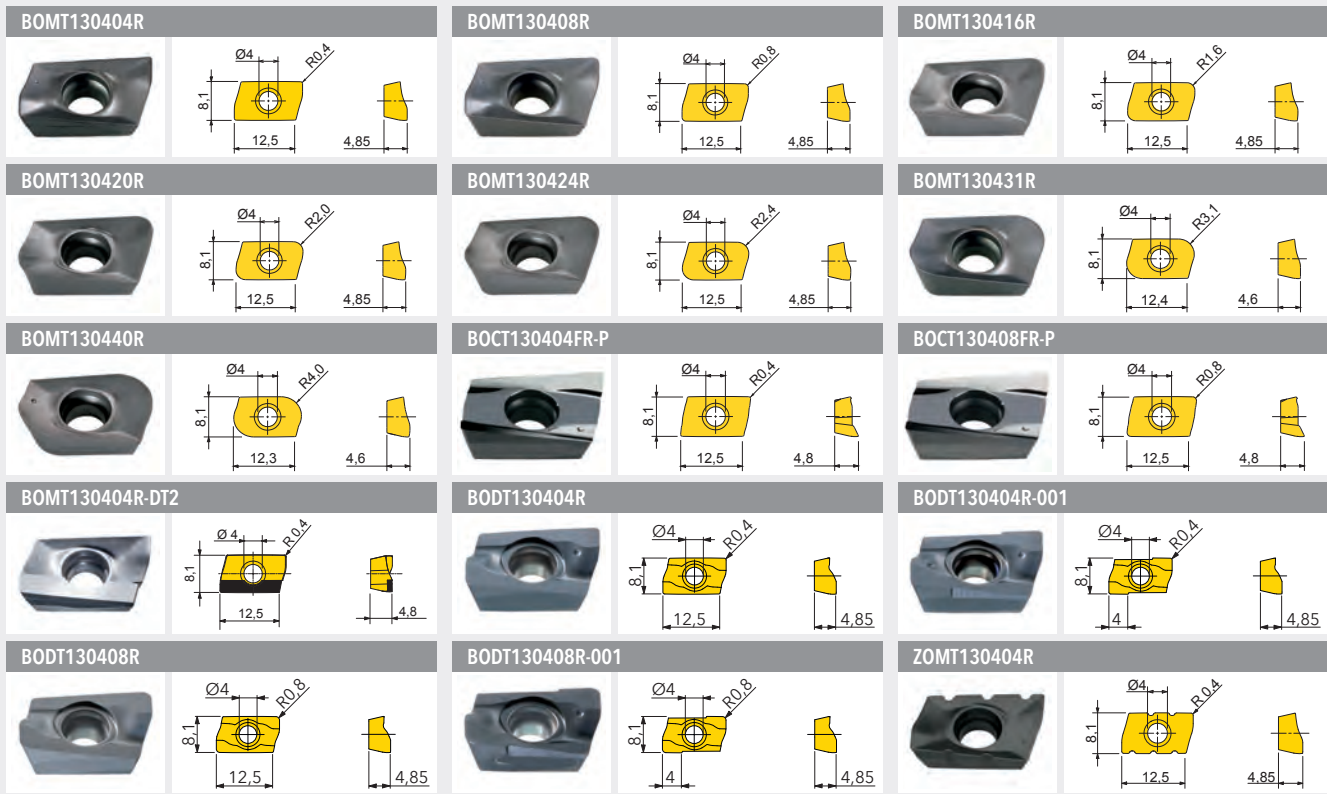
Designation Réf. de l'article	D	d1	L	a	M	Z			
12J1R020035X6R00	20	18	35	12	M10	2	7,0	✓	0,06
12J1R025035X7R01	25	21	35	12	M12	2	7,9	✓	0,09
12J1R025035X7R00	25	21	35	12	M12	3	7,9	✓	0,08
12J1R032043X8R00	32	29	43	12	M16	4	5,0	✓	0,19
12J1R035043X8R00	35	29	43	12	M16	4	4,2	✓	0,20
12J1R040043X8R01	40	29	43	12	M16	4	3,2	✓	0,25
12J1R040043X8R00	40	29	43	12	M16	5	3,2	✓	0,23

SPARE PARTS
ACCESSOIRES



SM35-088-10 (3,0Nm) DS-T10S

① = Insert screw / Vis de serrage plaquette ② = Screw driver / Tournevis



Designation Réf. de l'article	fz(min/max)	Design Execution	Grade Nuance	IN10K	IN0560	IN2035	IN2504	IN2505	IN2530	IN4030	IN90D
BOMT130404R	0,12/0,20	positive geometry R0,4 / Géométrie positive R 0,4				●	●	●	●	●	
BOMT130408R	0,12/0,20	positive geometry R0,8 / Géométrie positive R 0,8				●	●	●	●	●	
BOMT130416R	0,12/0,20	positive geometry R1,6 / Géométrie positive R 1,6					●	●	●		
BOMT130420R	0,12/0,20	positive geometry R2,0 / Géométrie positive R 2,0					●	●	●		
BOMT130424R ¹⁾	0,12/0,20	positive geometry R2,4 / Géométrie positive R 2,4					●	●	●		
BOMT130431R ¹⁾	0,12/0,20	positive geometry R3,1 / Géométrie positive R 3,1				●		●	●		
BOMT130440R ¹⁾	0,12/0,20	positive geometry R4,0 / Géométrie positive R 4,0						●	●		
BOCT130404FR-P	0,05/0,25	non-ferrous geometry, polished R0,4 / Géo. pour mat. non fer., polie R0,4	●								
BOCT130408FR-P	0,05/0,25	non-ferrous geometry, polished R0,8 / Géo. pour mat. non fer., polie R0,8	●								
BOMT130404R-DT2	0,05/0,25	with long PCD-tip R0,4 / avec insert PCD version longue R0,4									●
BODT130404R	0,05/0,20	ground finishing geometry R0,4 / Géométrie de finition affûtée R0,4		●			●				
BODT130404R-001	0,05/0,20	finishing geometry, short R0,4 / Géométrie de finition, courte R0,4		●			●				
BODT130408R	0,05/0,20	ground finishing geometry R0,8 / Géométrie de finition affûtée R0,8		●			●				
BODT130408R-001	0,05/0,20	finishing geometry, short R0,8 / Géométrie de finition, courte R0,8		●			●				
ZOMT130404R ²⁾	0,12/0,20	chip splitter geometry R0,4 / Géométrie avec brise-copeaux R0,4				●		●	●	●	

● = P ● = M ● = K ● = N ● = S ○ = H

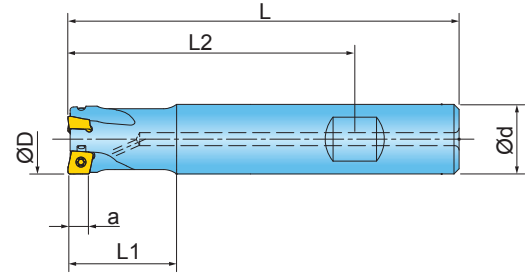
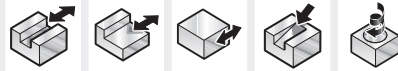
¹⁾ Cutter body has to be modified / Modifier le corps de fraise; ²⁾ Best results are achieved on tools with an even number of teeth. Please mount inserts alternating. / Les meilleurs résultats sont obtenus avec une fraise ayant un nombre de dents pair. Merci de monter les arêtes de manière alternée.



DIPOSOTETRA™ END MILL 1TJ1C...W

FRAISE EN BOUT 1TJ1C...W

ADAPTION ACC. TO DIN 1835 B (WELDON)
ATTACHEMENT DIN 1835 B (WELDON)

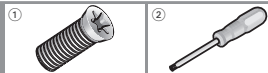


Designation Réf. de l'article	D	d	L	L1	L2	a	Z			
1TJ1C016025W3R00	16	16	90	25	66	4,7	3	4,4	✓	0,12
1TJ1C020025W4R00	20	20	105	25	80	4,7	4	3,0	✓	0,23
1TJ1C025025W5R00	25	25	115	25	83	4,7	6	2,2	✓	0,40
1TJ1C032030W5R00	32	25	130	30	83	4,7	7	1,6	✓	0,48

ENHU050304R		ENHU050304R-PH									
Designation Réf. de l'article	fz(min/max)	Design Execution	Grade Nuance	IN2505	IN2530						
ENHU050304R	0,06/0,18	positive geometry R0,4 / Géométrie positive R0,4									
ENHU050304R-PH	0,05/0,12	high-positive geometry R0,4 / Géométrie très positive R0,4									

● = P ● = M ● = K ● = N ● = S ○ = H

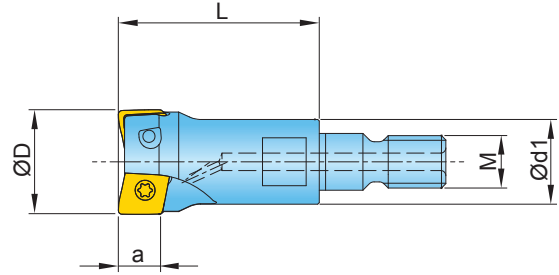
SPARE PARTS
ACCESSOIRES



SM20-043-00 (0,7Nm) DS-TP06S (TX-Plus)

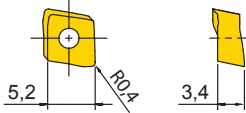
① = Insert screw / Vis de serrage plaquette ② = Screw driver / Tournevis

SCREW-IN TYPE ADAPTION
ATTACHEMENT FILETÉ

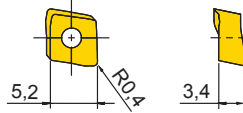


Designation Réf. de l'article	D	d1	L	a	M	Z			
1TJ1C012023X4R00	12	9,7	23	4,7	M6	2	7,5	✓	0,02
1TJ1C016023X5R00	16	13	23	4,7	M8	3	4,4	✓	0,03
1TJ1C020035X6R00	20	18	35	4,7	M10	4	3,0	✓	0,07
1TJ1C025035X7R00	25	21	35	4,7	M12	6	2,2	✓	0,11

ENHU050304R



ENHU050304R-PH



Designation Réf. de l'article	fz(min/max)	Design Execution	Grade Nuance	IN2505	IN2530						
ENHU050304R	0,06/0,18	positive geometry R0,4 / Géométrie positive R0,4									
ENHU050304R-PH	0,05/0,12	high-positive geometry R0,4 / Géométrie très positive R0,4									

● = P ● = M ● = K ● = N ● = S ○ = H

SPARE PARTS
ACCESSOIRES



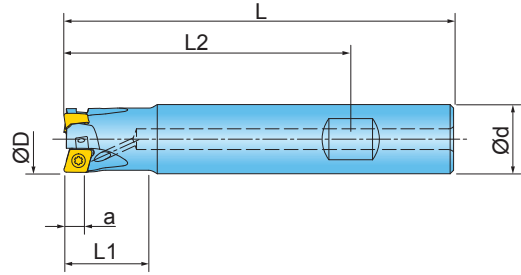
SM20-043-00 (0,7Nm) DS-TP06S (TX-Plus)

① = Insert screw / Vis de serrage plaquette ② = Screw driver / Tournevis

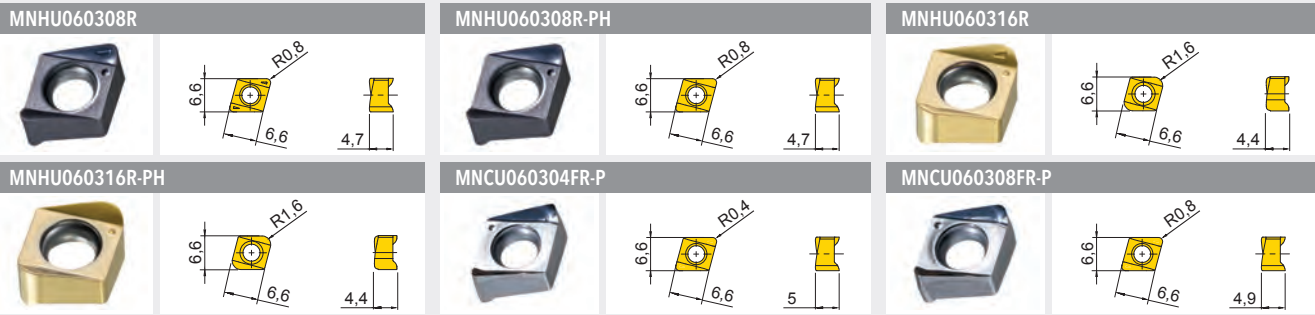
DIPOSOTETRA™ END MILL 1TJ1D...W

FRAISE EN BOUT 1TJ1D...W

ADAPTION ACC. TO DIN 1835 B (WELDON)
ATTACHEMENT DIN 1835 B (WELDON)



Designation Réf. de l'article	D	d	L	L1	L2	a	Z			
1TJ1D016025W3R00	16	16	90	25	66,5	6	2	3,5	✓	0,11
1TJ1D020025W4R00	20	20	90	25	66,5	6	3	4,2	✓	0,18
1TJ1D025030W5R00	25	25	100	30	68,5	6	4	4,9	✓	0,31
1TJ1D032035W6R00	32	32	110	35	74,5	6	5	3,5	✓	0,59



Designation Réf. de l'article	fz(min/max)	Design Execution	Grade Nuance	IN10K	IN2035	IN2505	IN2510	IN2530		
MNHU060308R	0,07/0,15	positive geometry R0,8 / Géométrie positive R0,8								
MNHU060308R-PH	0,05/0,10	high-positive geometry R0,8 / Géométrie très positive R0,8								
MNHU060316R ¹⁾	0,07/0,15	positive geometry R1,6 / Géométrie positive R1,6								
MNHU060316R-PH ¹⁾	0,05/0,10	high-positive geometry R1,6 / Géométrie très positive R1,6								
MNCU060304FR-P	0,05/0,15	non-ferrous geometry, polished R0,4 / Géo. pour mat. non fer., polie R0,4								
MNCU060308FR-P	0,05/0,15	non-ferrous geometry, polished R0,8 / Géo. pour mat. non fer., polie R0,8								

¹⁾ Cutter body has to be modified / Modifier le corps de fraise

= P = M = K = N = S = H

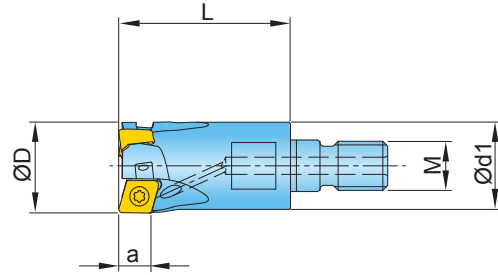
SPARE PARTS
ACCESSOIRES



SM30-068-30 (1,1Nm) DS-T08S

① = Insert screw / Vis de serrage plaquette ② = Screw driver / Tournevis

SCREW-IN TYPE ADAPTION
 ATTACHEMENT FILETÉ



Designation Réf. de l'article	D	d1	L	a	M	Z			
1TJ1D016023X5R00	16	13	23	6	M8	2	3,5	✓	0,02
1TJ1D020035X6R00	20	18	35	6	M10	3	4,2	✓	0,06
1TJ1D025035X7R00	25	21	35	6	M12	4	4,9	✓	0,09
1TJ1D032043X8R00	32	29	43	6	M16	5	3,5	✓	0,21
1TJ1D040043X8R00	40	29	43	6	M16	6	2,6	✓	0,25

MNHU060308R 	MNHU060308R-PH 	MNHU060316R
MNHU060316R-PH 	MNCU060304FR-P 	MNCU060308FR-P

Designation Réf. de l'article	fz(min/max)	Design Execution	Grade Nuance	IN10K	IN2035	IN2505	IN2510	IN2530			
MNHU060308R	0,07/0,15	positive geometry R0,8 / Géométrie positive R0,8									
MNHU060308R-PH	0,05/0,10	high-positive geometry R0,8 / Géométrie très positive R0,8									
MNHU060316R¹⁾	0,07/0,15	positive geometry R1,6 / Géométrie positive R1,6									
MNHU060316R-PH¹⁾	0,05/0,10	high-positive geometry R1,6 / Géométrie très positive R1,6									
MNCU060304FR-P	0,05/0,15	non-ferrous geometry, polished R0,4 / Géo. pour mat. non fer., polie R0,4									
MNCU060308FR-P	0,05/0,15	non-ferrous geometry, polished R0,8 / Géo. pour mat. non fer., polie R0,8									

¹⁾Cutter body has to be modified / Modifier le corps de fraise

● = P ● = M ● = K ● = N ● = S ○ = H

**SPARE PARTS
 ACCESSOIRES**

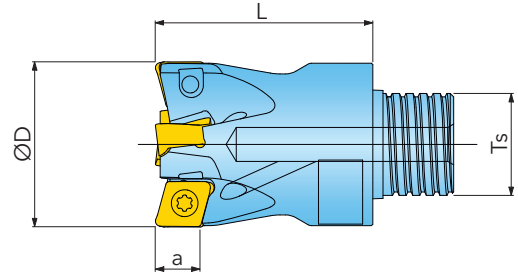
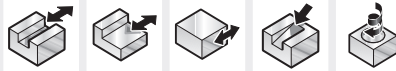
① ②

SM30-068-30 (1,1Nm) DS-T08S

① = Insert screw / Vis de serrage plaquette ② = Screw driver / Tournevis

DIPOSOTETRA™ END MILL 1TJ1D... FRAISE EN BOUT 1TJ1D...

FOR EXCHANGEABLE HEAD SYSTEM
POUR SYSTEME DE TETES INTERCHANGEABLES



Designation Réf. de l'article	D	L	a	Ts	Z			
1TJ1D016026TRR00	16	26	6	T10	2	3,5	✓	0,03
1TJ1D020026TSR00	20	26	6	T12	3	4,2	✓	0,05
1TJ1D025032TUR00	25	32	6	T15	4	4,9	✓	0,09

MNHU060308R	MNHU060308R-PH	MNHU060316R

Designation Réf. de l'article	fz(min/max)	Design Execution	Grade Nuance	IN10K	IN2035	IN2505	IN2510	IN2530			
MNHU060308R	0,07/0,15	positive geometry R0,8 / Géométrie positive R0,8									
MNHU060308R-PH	0,05/0,10	high-positive geometry R0,8 / Géométrie très positive R0,8									
MNHU060316R ¹⁾	0,07/0,15	positive geometry R1,6 / Géométrie positive R1,6									
MNHU060316R-PH ¹⁾	0,05/0,10	high-positive geometry R1,6 / Géométrie très positive R1,6									
MNCU060304FR-P	0,05/0,15	non-ferrous geometry, polished R0,4 / Géo. pour mat. non fer., polie R0,4									
MNCU060308FR-P	0,05/0,15	non-ferrous geometry, polished R0,8 / Géo. pour mat. non fer., polie R0,8									

¹⁾Cutter body has to be modified / Modifier le corps de fraise

● = P ● = M ● = K ● = N ● = S ○ = H

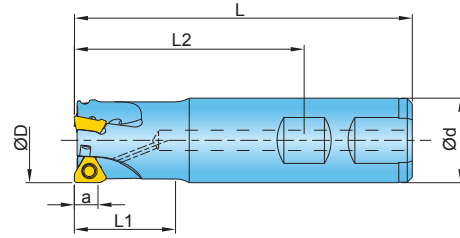
SPARE PARTS
ACCESSOIRES

Diameter Range / Diamètres

16	SM30-068-30 (1,1Nm) DS-T08S	WS-0044 (28,0Nm)
20	SM30-068-30 (1,1Nm) DS-T08S	WS-0059 (28,0Nm)
25	SM30-068-30 (1,1Nm) DS-T08S	WS-0061 (28,0Nm)

① = Insert screw / Vis de serrage plaquette ② = Screw driver / Tournevis ③ = Wrench / Clé de serrage

ADAPTION ACC. TO DIN 1835 B (WELDON)
 ATTACHEMENT DIN 1835 B (WELDON)



Designation Réf. de l'article	D	d	L	L1	L2	a	Z			
1KJ1D020025W4R00	20	20	90	25	65	7	2	3,3	✓	0,17
1KJ1D020075W4R00	20	20	125	75	100	7	2	3,3	✓	0,24
1KJ1D025030W5R00	25	25	100	30	68	7	3	2,8	✓	0,31
1KJ1D025085W5R00	25	25	145	85	113	7	3	2,8	✓	0,43
1KJ1D032040W6R00	32	32	110	40	74	7	5	1,8	✓	0,59
1KJ1D040040W6R00	40	32	115	40	75	7	6	1,3	✓	0,69

THLS060404R 	THLS060404R-HR 	THES060404R
THLS060408R 	THLS060408R-HR 	THES060408R
THLS060416R 	THES060404FR-P 	THES060408FR-P

Designation Réf. de l'article	fz(min/max)	Design Execution	Grade Nuance	IN10K	IN0560	IN2035	IN2504	IN2505	IN2510	IN2530	IN4030
THLS060404R	0,08/0,12	positive geometry R0,4 / Géométrie positive R0,4									
THLS060404R-HR	0,08/0,12	high positive geometry R0,4 / Géométrie très positive R0,4									
THES060404R	0,08/0,12	positive geometry, ground R0,4 / Géométrie positive affûtée R0,4									
THLS060408R	0,08/0,12	positive geometry R0,8 / Géométrie positive R0,8									
THLS060408R-HR	0,08/0,12	high positive geometry R0,8 / Géométrie très positive R0,8									
THES060408R	0,08/0,12	positive geometry, ground R0,8 / Géométrie positive affûtée R0,8									
THLS060416R	0,08/0,12	positive geometry R1,6 / Géométrie positive R1,6									
THES060404FR-P	0,05/0,30	non-ferrous geometry, polished R0,4 / Géo. pour mat. non fer., polie R0,4									
THES060408FR-P	0,05/0,30	non-ferrous geometry, polished R0,8 / Géo. pour mat. non fer., polie R0,8									

● = P ● = M ● = K ● = N ● = S ○ = H

**SPARE PARTS
ACCESSOIRES**

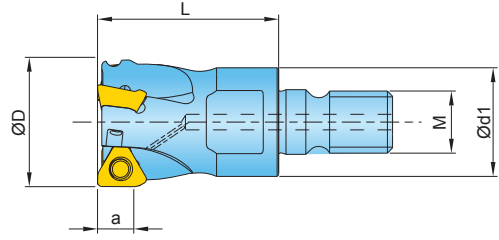
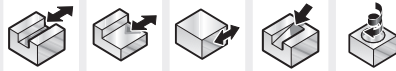
① ②

SM25-065-R0 (1,1Nm) DS-T08S

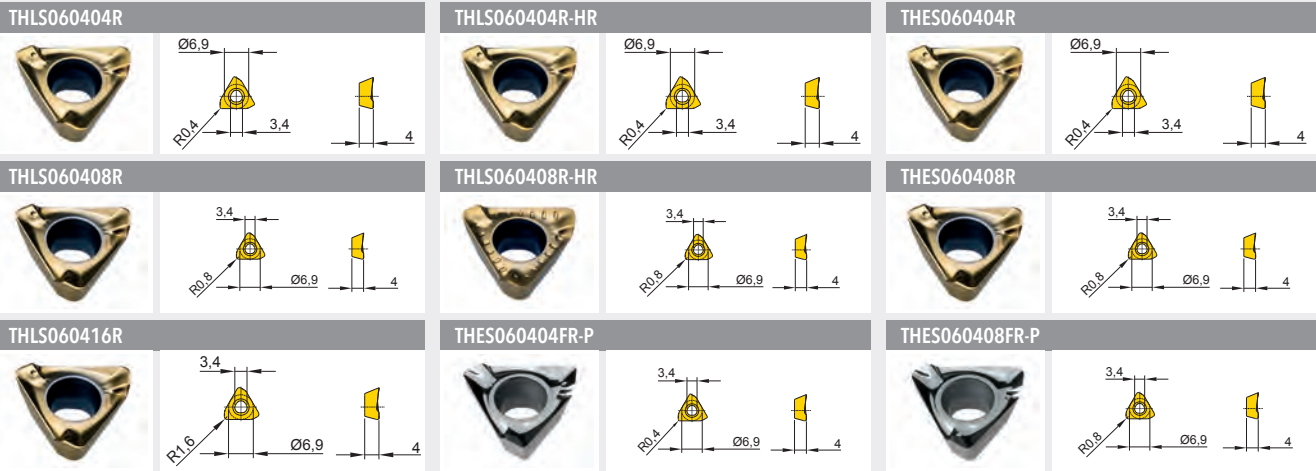
① = Insert screw / Vis de serrage plaquette ② = Screw driver / Tournevis

GOLDOTRIO™ END MILL 1KJ1D...X FRAISE EN BOUT 1KJ1D...X

SCREW-IN TYPE ADAPTION
ATTACHEMENT FILETÉ



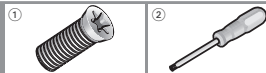
Designation Réf. de l'article	D	d1	L	a	M	Z			
1KJ1D020035X6R00	20	18	35	7	M10	2	3,3	✓	0,06
1KJ1D025035X7R00	25	21	35	7	M12	3	2,8	✓	0,09
1KJ1D032043X8R00	32	29	43	7	M16	5	1,8	✓	0,22
1KJ1D035043X8R00	35	29	43	7	M16	5	1,6	✓	0,22
1KJ1D040043X8R00	40	29	43	7	M16	6	1,3	✓	0,28



Designation Réf. de l'article	fz(min/max)	Design Execution	Grade Nuance	IN10K	IN0560	IN2035	IN2504	IN2505	IN2510	IN2530	IN4030
THLS060404R	0,08/0,12	positive geometry R0,4 / Géométrie positive R0,4									
THLS060404R-HR	0,08/0,12	high positive geometry R0,4 / Géométrie très positive R0,4									
THES060404R	0,08/0,12	positive geometry, ground R0,4 / Géométrie positive affûtée R0,4									
THLS060408R	0,08/0,12	positive geometry R0,8 / Géométrie positive R0,8									
THLS060408R-HR	0,08/0,12	high positive geometry R0,8 / Géométrie très positive R0,8									
THES060408R	0,08/0,12	positive geometry, ground R0,8 / Géométrie positive affûtée R0,8									
THLS060416R	0,08/0,12	positive geometry R1,6 / Géométrie positive R1,6									
THES060404FR-P	0,05/0,30	non-ferrous geometry, polished R0,4 / Géo. pour mat. non fer., polie R0,4									
THES060408FR-P	0,05/0,30	non-ferrous geometry, polished R0,8 / Géo. pour mat. non fer., polie R0,8									

● = P ● = M ● = K ● = N ● = S ○ = H

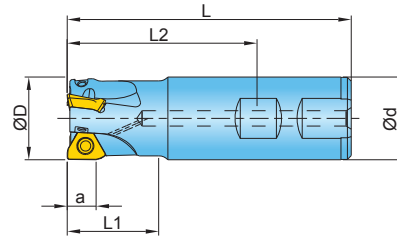
SPARE PARTS
ACCESSOIRES



SM25-065-R0 (1,1Nm) DS-T08S

① = Insert screw / Vis de serrage plaquette ② = Screw driver / Tournevis

ADAPTION ACC. TO DIN 1835 B (WELDON)
 ATTACHEMENT DIN 1835 B (WELDON)



Designation Réf. de l'article	D	d	L	L1	L2	a	Z			
1KJ1G032040W6R00	32	32	110	40	74	11	3	3,0	✓	0,55
1KJ1G040040W6R00	40	32	110	40	74	11	4	2,0	✓	0,63

THES100504R 	THLS100508R 	THLS100508R-HR
THES100508R 	THLS100516R 	THES100516R
THLS100524R 	THES100504FR-P 	THES100508FR-P

Designation Réf. de l'article	fz(min/max)	Design Execution	Grade Nuance	IN10K	IN0560	IN2035	IN2504	IN2505	IN2510	IN2530	IN4030
THES100504R	0,10/0,20	positive geometry, ground R0,4 / Géométrie positive affûtée R0,4									
THLS100508R	0,10/0,20	positive geometry R0,8 / Géométrie positive R0,8									
THLS100508R-HR	0,08/0,20	high positive geometry R0,8 / Géométrie très positive R0,8									
THES100508R	0,10/0,20	positive geometry, ground R0,8 / Géométrie positive affûtée R0,8									
THLS100516R	0,10/0,20	positive geometry R1,6 / Géométrie positive R1,6									
THES100516R	0,10/0,20	positive geometry, ground R1,6 / Géométrie positive affûtée R1,6									
THLS100524R	0,10/0,20	positive geometry R2,4 / Géométrie positive R2,4									
THES100504FR-P	0,05/0,35	non-ferrous geometry, polished R0,4 / Géo. pour mat. non fer., polie R0,4									
THES100508FR-P	0,05/0,35	non-ferrous geometry, polished R0,8 / Géo. pour mat. non fer., polie R0,8									

● = P ● = M ● = K ● = N ● = S ○ = H

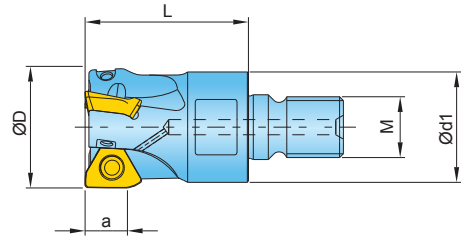


SM40-100-R0 (4,5Nm) DS-T15S

① = Insert screw / Vis de serrage plaquette ② = Screw driver / Tournevis

GOLDOTRIO™ END MILL 1KJ1G...X FRAISE EN BOUT 1KJ1G...X

SCREW-IN TYPE ADAPTION
ATTACHEMENT FILETÉ



Designation Réf. de l'article	D	d1	L	a	M	Z			
1KJ1G032043X8R00	32	29	43	11	M16	3	3,2	✓	0,18
1KJ1G035043X8R00	35	29	43	11	M16	3	2,4	✓	0,19
1KJ1G040043X8R00	40	29	43	11	M16	4	2,0	✓	0,22

THES100504R 	THLS100508R 	THLS100508R-HR
THES100508R 	THLS100516R 	THES100516R
THLS100524R 	THES100504FR-P 	THES100508FR-P

Designation Réf. de l'article	fz(min/max)	Design Execution	Grade Nuance	IN10K	IN0560	IN2035	IN2504	IN2505	IN2510	IN2530	IN4030
THES100504R	0,10/0,20	positive geometry, ground R0,4 / Géométrie positive affûtée R0,4									
THLS100508R	0,10/0,20	positive geometry R0,8 / Géométrie positive R0,8									
THLS100508R-HR	0,08/0,20	high positive geometry R0,8 / Géométrie très positive R0,8									
THES100508R	0,10/0,20	positive geometry, ground R0,8 / Géométrie positive affûtée R0,8									
THLS100516R	0,10/0,20	positive geometry R1,6 / Géométrie positive R1,6									
THES100516R	0,10/0,20	positive geometry, ground R1,6 / Géométrie positive affûtée R1,6									
THLS100524R	0,10/0,20	positive geometry R2,4 / Géométrie positive R2,4									
THES100504FR-P	0,05/0,35	non-ferrous geometry, polished R0,4 / Géo. pour mat. non fer., polie R0,4									
THES100508FR-P	0,05/0,35	non-ferrous geometry, polished R0,8 / Géo. pour mat. non fer., polie R0,8									

● = P ● = M ● = K ● = N ● = S ○ = H

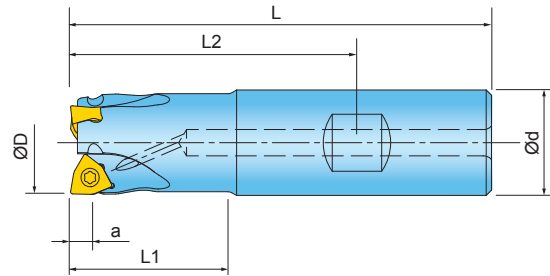
SPARE PARTS
ACCESSOIRES



SM40-100-R0 (4,5Nm) DS-T15S

① = Insert screw / Vis de serrage plaquette ② = Screw driver / Tournevis

ADAPTION ACC. TO DIN 1835 B (WELDON)
ATTACHEMENT DIN 1835 B (WELDON)



Designation Réf. de l'article	D	d	L	L1	L2	a	Z			
1WJ1D016026W3R00	16	16	85	26	61	3,8	2	3,0	✓	0,11
1WJ1D020030W4R00	20	20	90	30	65	3,8	3	2,4	✓	0,18
1WJ1D025040W5R00	25	25	100	40	68	3,8	5	1,9	✓	0,33
1WJ1D032040W5R00	32	25	100	40	68	3,8	6	1,5	✓	0,35

WNCU04T302N	WNCU04T304N	WNCU04T302FN-P
WNCU04T304FN-P	WNCU04T308FN-P	

Designation Réf. de l'article	fz(min/max)	Design Execution	Grade Nuance	IN10K	IN2035	IN2504	IN2505	IN2530	IN4030
WNCU04T302N	0,07/0,18	positive geometry R0,2 / Géométrie positive R0,2							
WNCU04T304N	0,07/0,18	positive geometry R0,4 / Géométrie positive R0,4							
WNCU04T302FN-P	0,05/0,20	non-ferrous geometry R0,2 / Géo. pour mat. non fer. R0,2							
WNCU04T304FN-P	0,05/0,20	non-ferrous geometry R0,4 / Géo. pour mat. non fer. R0,4							
WNCU04T308FN-P	0,05/0,20	non-ferrous geometry R0,8 / Géo. pour mat. non fer. R0,8							

● = P ● = M ● = K ● = N ● = S ○ = H

SPARE PARTS
ACCESSOIRES

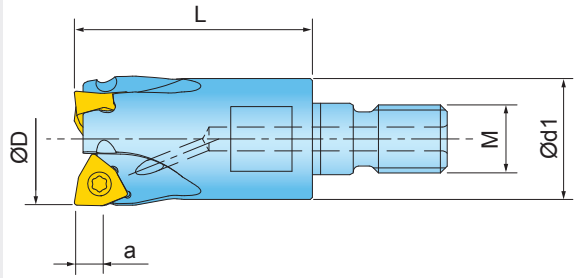
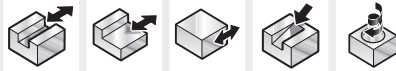
① ②

SM25-064-00 (1,1Nm) DS-T08S

① = Insert screw / Vis de serrage plaquette ② = Screw driver / Tournevis

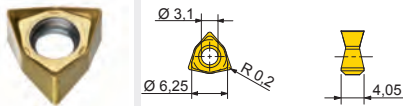
DIPOSOHEXA™ END MILL 1WJ1D...X FRAISE EN BOUT 1WJ1D...X

SCREW-IN TYPE ADAPTION
ATTACHEMENT FILETÉ

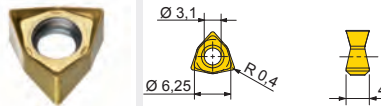


Designation Réf. de l'article	D	d1	L	a	M	Z			
1WJ1D016023X5R00	16	13	23	3,8	M8	2	3,0	✓	0,03
1WJ1D020035X6R00	20	18	35	3,8	M10	3	2,4	✓	0,07
1WJ1D025035X7R00	25	21	35	3,8	M12	5	1,9	✓	0,10
1WJ1D032043X8R00	32	29	43	3,8	M16	6	1,5	✓	0,22
1WJ1D035043X8R00	35	29	43	3,8	M16	6	1,7	✓	0,23
1WJ1D040043X8R00	40	29	43	3,8	M16	7	2,1	✓	0,25

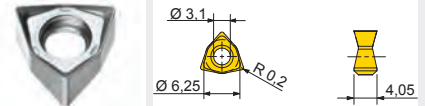
WNMU04T302N



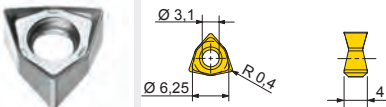
WNMU04T304N



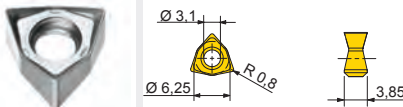
WNCU04T302FN-P



WNCU04T304FN-P



WNCU04T308FN-P



Designation Réf. de l'article	fz(min/max)	Design Execution	Grade Nuance	IN10K	IN2035	IN2504	IN2505	IN2530	IN4030
WNMU04T302N	0,07/0,18	positive geometry R0,2 / Géométrie positive R0,2							
WNMU04T304N	0,07/0,18	positive geometry R0,4 / Géométrie positive R0,4							
WNCU04T302FN-P	0,05/0,20	non-ferrous geometry R0,2 / Géométrie pour mat. non fer. R0,2	●						
WNCU04T304FN-P	0,05/0,20	non-ferrous geometry R0,4 / Géométrie pour mat. non fer. R0,4	●						
WNCU04T308FN-P	0,05/0,20	non-ferrous geometry R0,8 / Géométrie pour mat. non fer. R0,8	●						

● = P ● = M ● = K ● = N ● = S ○ = H

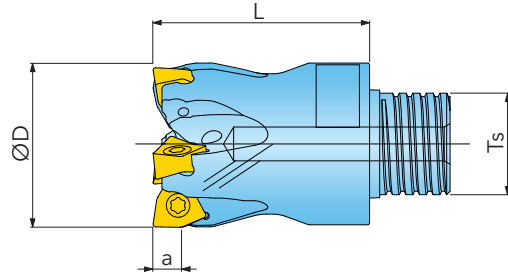

SPARE PARTS
ACCESSOIRES



SM25-064-00 (1,1Nm) DS-T08S

① = Insert screw / Vis de serrage plaquette ② = Screw driver / Tournevis

FOR EXCHANGEABLE HEAD SYSTEM
POUR SYSTEME DE TETES INTERCHANGEABLES



Designation Réf. de l'article	D	L	a	Ts	Z			
1WJ1D016026TRR00	16	26	3,8	T10	2	3,0	✓	0,03
1WJ1D020026TSR00	20	26	3,8	T12	3	2,4	✓	0,05
1WJ1D025032TUR00	25	32	3,8	T15	5	1,9	✓	0,09

WNUMU04T302N	WNUMU04T304N	WNCU04T302FN-P
 Ø 3.1 Ø 6.25 R0,2 4.05	 Ø 3.1 Ø 6.25 R0,4 4	 Ø 3.1 Ø 6.25 R0,2 4.05
WNCU04T304FN-P	WNCU04T308FN-P	
 Ø 3.1 Ø 6.25 R0,4 4	 Ø 3.1 Ø 6.25 R0,8 3.85	

Designation Réf. de l'article	fz(min/max)	Design Execution	Grade Nuance	IN10K	IN2035	IN2504	IN2505	IN2530	IN4030
WNUMU04T302N	0,07/0,18	positive geometry R0,2 / Géométrie positive R0,2							
WNUMU04T304N	0,07/0,18	positive geometry R0,4 / Géométrie positive R0,4							
WNCU04T302FN-P	0,05/0,20	non-ferrous geometry R0,2 / Géo. pour mat. non fer. R0,2							
WNCU04T304FN-P	0,05/0,20	non-ferrous geometry R0,4 / Géo. pour mat. non fer. R0,4							
WNCU04T308FN-P	0,05/0,20	non-ferrous geometry R0,8 / Géo. pour mat. non fer. R0,8							

● = P ● = M ● = K ● = N ● = S ○ = H

**SPARE PARTS
ACCESSOIRES**

① ② ③

Diameter Range / Diamètres

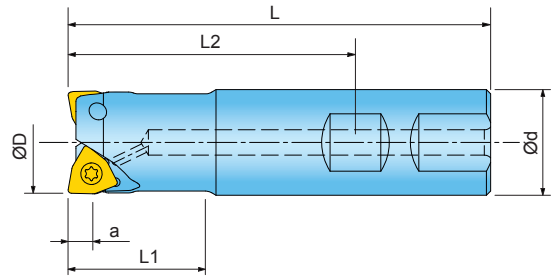
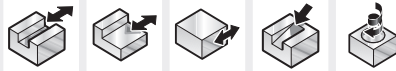
16	SM25-064-00 (1,1Nm) DS-T08S	WS-0044 (28,0Nm)
20	SM25-064-00 (1,1Nm) DS-T08S	WS-0059 (28,0Nm)
25	SM25-064-00 (1,1Nm) DS-T08S	WS-0061 (28,0Nm)

① = Insert screw / Vis de serrage plaquette ② = Screw driver / Tournevis ③ = Wrench / Clé de serrage

DIPOSOHEXA™ END MILL 1WJ1F...W

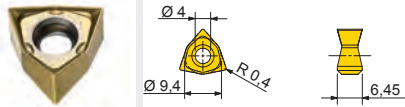
FRAISE EN BOUT 1WJ1F...W

ADAPTION ACC. TO DIN 1835 B (WELDON)
ATTACHEMENT DIN 1835 B (WELDON)

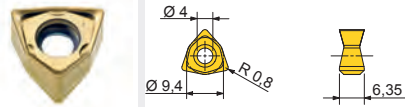


Designation Réf. de l'article	D	d	L	L1	L2	a	Z		
1WJ1F025030W5R00	25	25	100	30	68	5,8	2	2,9	✓
1WJ1F032040W6R00	32	32	110	40	74	5,8	3	2,2	✓
1WJ1F040040W6R00	40	32	115	40	79	5,8	4	1,8	✓

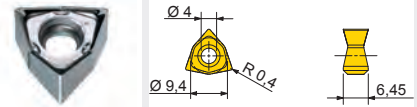
WWMU060604N



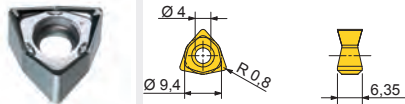
WWMU060608N



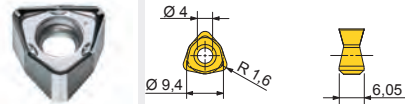
WNCU060604FN-P



WNCU060608FN-P



WNCU060616FN-P



Designation Réf. de l'article	fz(min/max)	Design Execution	Grade Nuance	IN10K	IN2035	IN2504	IN2505	IN2530	IN4030
WWMU060604N	0,13/0,35	positive geometry R0,4 / Géométrie positive R 0,4							
WWMU060608N	0,13/0,35	positive geometry R0,8 / Géométrie positive R0,8							
WNCU060604FN-P	0,05/0,35	non-ferrous geometry R0,4 / Géo. pour mat. non fer. R0,4							
WNCU060608FN-P	0,05/0,35	non-ferrous geometry R0,8 / Géo. pour mat. non fer. R0,8							
WNCU060616FN-P	0,05/0,35	non-ferrous geometry R1,6 / Géo. pour mat. non fer. R1,6							

● = P ● = M ● = K ● = N ● = S ○ = H

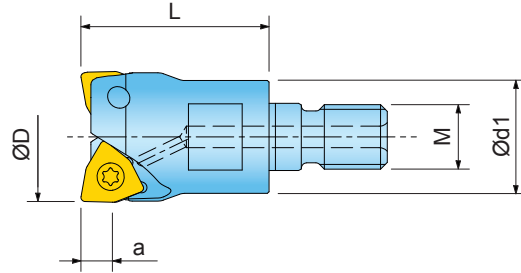
SPARE PARTS ACCESSOIRES



SM35-088-60 (3,0Nm) DS-T10S

① = Insert screw / Vis de serrage plaquette ② = Screw driver / Tournevis

SCREW-IN TYPE ADAPTION
ATTACHEMENT FILETÉ



Designation Réf. de l'article	D	d1	L	a	M	Z			
1WJ1F025035X7R00	25	21	35	5,8	M12	2	2,9	✓	0,10
1WJ1F032043X8R00	32	29	43	5,8	M16	3	2,2	✓	0,21
1WJ1F040043X8R00	40	29	43	5,8	M16	4	1,8	✓	0,25

WNCU060604N	WNCU060608N	WNCU060604FN-P

Designation Réf. de l'article	fz(min/max)	Design Execution	Grade Nuance	IN10K	IN2035	IN2504	IN2505	IN2530	IN4030
WNCU060604N	0,13/0,35	positive geometry R0,4 / Géométrie positive R 0,4							
WNCU060608N	0,13/0,35	positive geometry R0,8 / Géométrie positive R0,8							
WNCU060604FN-P	0,05/0,35	non-ferrous geometry R0,4 / Géo. pour mat. non fer. R0,4							
WNCU060608FN-P	0,05/0,35	non-ferrous geometry R0,8 / Géo. pour mat. non fer. R0,8							
WNCU060616FN-P	0,05/0,35	non-ferrous geometry R1,6 / Géo. pour mat. non fer. R1,6							

● = P ● = M ● = K ● = N ● = S ○ = H

SPARE PARTS
ACCESSOIRES

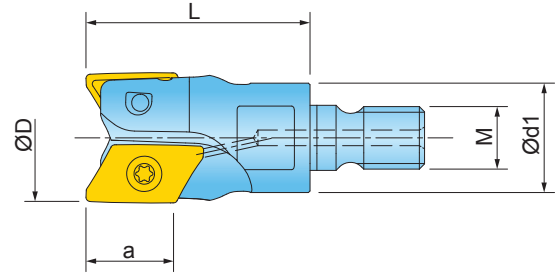


SM35-088-60 (3,0Nm) DS-T10S

① = Insert screw / Vis de serrage plaquette ② = Screw driver / Tournevis

HIPOS^oALU™ END MILL 1AX2K...X FRAISE EN BOUT 1AX2K...X

SCREW-IN TYPE ADAPTION
ATTACHEMENT FILETÉ



Designation

Réf. de l'article

D

d1

L

a

M

Z



1AX2K025043X7R00

25

21

43

16

12

2

23,5



0,09

1AX2K032043X8R00

32

29

43

16

16

3

14,5



0,17

1AX2K040043X8R00

40

29

43

16

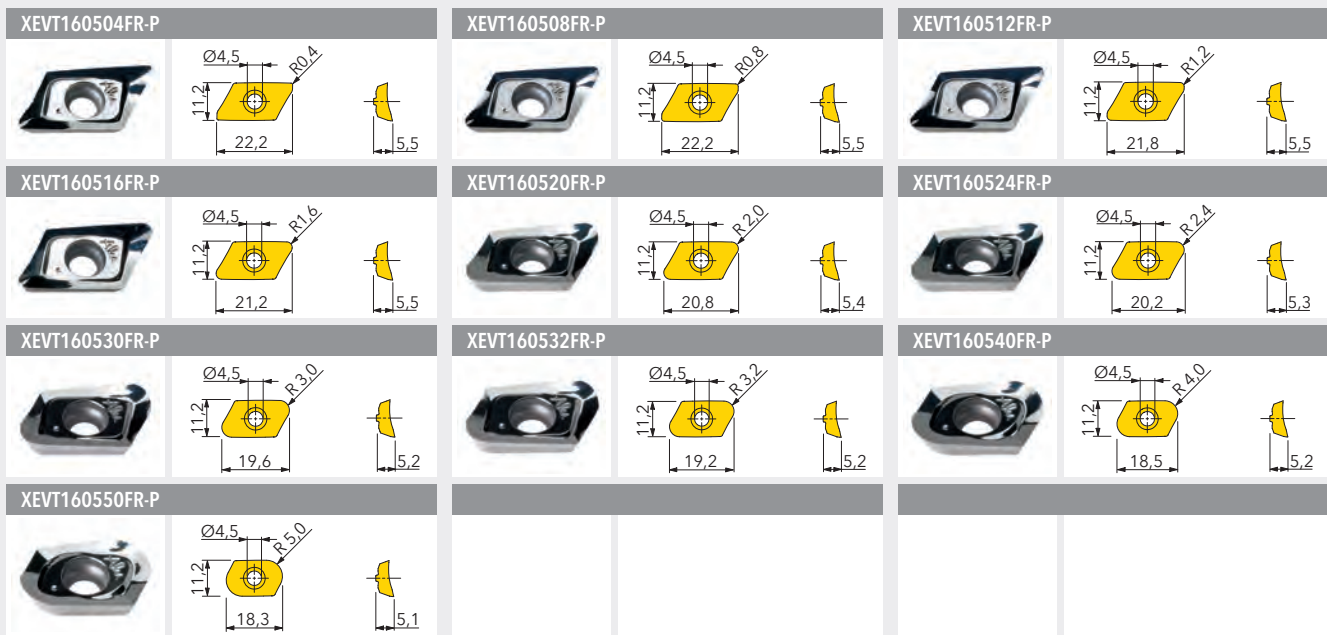
16

3

10



0,22



Designation Réf. de l'article	fz(min/max)	Design Execution	Grade Nuance	IN10K							
XEVT160504FR-P	0,05/0,35	non-ferrous geometry, polished R0,4 / Géo. pour mat. non fer., polie R0,4	●								
XEVT160508FR-P	0,05/0,35	non-ferrous geometry, polished R0,8 / Géo. pour mat. non fer., polie R0,8	●								
XEVT160512FR-P	0,05/0,35	non-ferrous geometry, polished R1,2 / Géo. pour mat. non fer., polie R1,2	●								
XEVT160516FR-P	0,05/0,35	non-ferrous geometry, polished R1,6 / Géo. pour mat. non fer., polie R1,6	●								
XEVT160520FR-P	0,05/0,35	non-ferrous geometry, polished R2,0 / Géo. pour mat. non fer., polie R2,0	●								
XEVT160524FR-P	0,05/0,35	non-ferrous geometry, polished R2,4 / Géo. pour mat. non fer., polie R2,4	●								
XEVT160530FR-P	0,05/0,35	non-ferrous geometry, polished R3,0 / Géo. pour mat. non fer., polie R3,0	●								
XEVT160532FR-P	0,05/0,35	non-ferrous geometry, polished R3,2 / Géo. pour mat. non fer., polie R3,2	●								
XEVT160540FR-P ¹⁾	0,05/0,35	non-ferrous geometry, polished R4,0 / Géo. pour mat. non fer., polie R4,0	●								
XEVT160550FR-P ¹⁾	0,05/0,35	non-ferrous geometry, polished R5,0 / Géo. pour mat. non fer., polie R5,0	●								

¹⁾ Cutter body has to be modified / Modifier le corps de fraise

● = P ● = M ● = K ● = N ● = S ○ = H

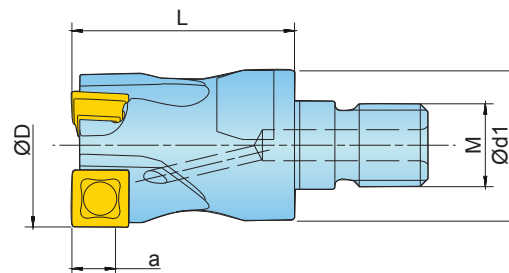


SPARE PARTS ACCESSOIRES	
①	②
Diameter Range / Diamètres	
25	SM40-085-20 (4,5Nm) DS-T15T
32 - 40	SM40-093-21 (4,5Nm) DS-T15T

① = Insert screw / Vis de serrage plaquette ② = Screw driver / Tournevis

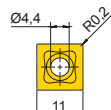
ALUMINATOR™ END MILL 15U1G...X FRAISE EN BOUT 15U1G...X

SCREW-IN TYPE ADAPTION
ATTACHEMENT FILETÉ

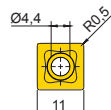


Designation Réf. de l'article	D	d1	L	a	M	Z			
15U1G025035X7R00	25	21	35	8,4	M12	2	7,0	✓	0,08
15U1G032043X8R00	32	29	43	8,4	M16	3	6,0	✓	0,18
15U1G040043X8R00	40	29	43	8,4	M16	3	4,0	✓	0,22

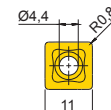
SHET110502FR-P



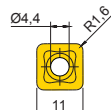
SHET110505FR-P



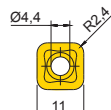
SHET110508FR-P



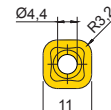
SHET110516FR-P



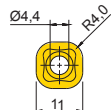
SHET110524FN-P



SHET110532FN-P



SHET110540FN-P



Designation Réf. de l'article	fz(min/max)	Design Execution	Grade Nuance	IN15K									
SHET110502FR-P	0,05/0,30	non-ferrous geometry, polished R0,2 / Géo. pour mat. non fer., polie R0,2	●										
SHET110505FR-P	0,05/0,30	non-ferrous geometry, polished R0,5 / Géo. pour mat. non fer., polie R0,5	●										
SHET110508FR-P	0,05/0,30	non-ferrous geometry, polished R0,8 / Géo. pour mat. non fer., polie R0,8	●										
SHET110516FR-P	0,05/0,30	non-ferrous geometry, polished R1,6 / Géo. pour mat. non fer., polie R1,6	●										
SHET110524FN-P	0,05/0,30	non-ferrous geometry, polished R2,4 / Géo. pour mat. non fer., polie R2,4	●										
SHET110532FN-P	0,05/0,30	non-ferrous geometry, polished R3,2 / Géo. pour mat. non fer., polie R3,2	●										
SHET110540FN-P	0,05/0,30	non-ferrous geometry, polished R4,0 / Géo. pour mat. non fer., polie R4,0	●										

● = P ● = M ● = K ● = N ● = S ○ = H

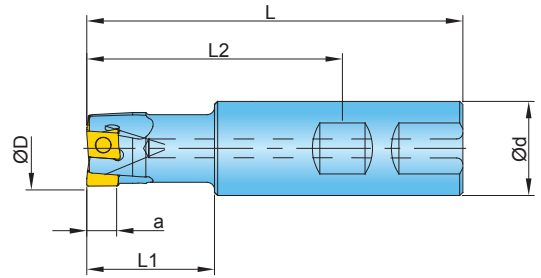
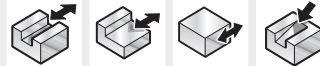
SPARE PARTS
ACCESSOIRES



SM40-093-20 (4,5Nm) DS-T15S

① = Insert screw / Vis de serrage plaquette ② = Screw driver / Tournevis

ADAPTION ACC. TO DIN 1835 B (WELDON)
ATTACHEMENT DIN 1835 B (WELDON)



Designation Réf. de l'article	D	d	L	L1	L2	a	Z			
1SJ1Y020034W5R00	20	25	100	34	68	7,5	2	0,7	✓	0,30
1SJ1Y020034W5R01	20	25	100	34	68	7,5	3	0,7	✓	0,30
1SJ1Y025039W5R00	25	25	105	39	73	7,5	3	0,4	✓	0,36
1SJ1Y025039W5R01	25	25	105	39	73	7,5	4	0,4	✓	0,36
1SJ1Y032039W6R00	32	32	110	39	74	7,5	3	0,3	✓	0,59
1SJ1Y032039W6R01	32	32	110	39	74	7,5	5	0,3	✓	0,60
1SJ1Y040039W6R00	40	32	120	39	84	7,5	4	0,2	✓	0,73
1SJ1Y040039W6R01	40	32	120	39	84	7,5	6	0,2	✓	0,74

Designation Réf. de l'article	fz(min/max)	Design Execution	Grade Nuance	IN2004	IN2505	IN2530	IN4015	IN4030	IN4035	IN90D
DGM212R100	0,10/0,15	positive geometry R0,4 / Géométrie positive R 0,4								
DGM212R101	0,10/0,15	positive geometry R0,8 / Géométrie positive R 0,8								
DGM212R110	0,10/0,15	with long PCD-tip R0,4 / avec insert PCD version longue R0,4								
DGD212R100-W	0,10/0,18	positive wiper geometry R0,4 / Géométrie wiper positive R0,4								
DGD212R101-W	0,10/0,18	positive wiper geometry R0,8 / géométrie wiper positive R0,8								
ZGM212R101	0,10/0,15	chipbreaker geometry R0,8 / Géométrie avec brise-copeaux R0,8								

● = P ● = M ● = K ● = N ● = S ○ = H

**SPARE PARTS
ACCESSOIRES**

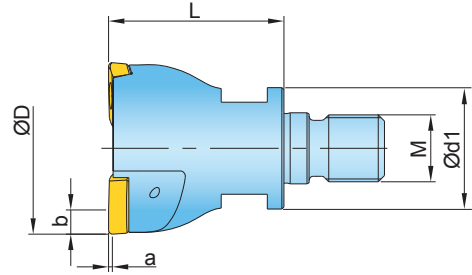
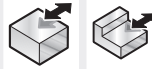
① ②



SM30-082-20 (2,0Nm) DS-TP08S (TX-Plus)

① = Insert screw / Vis de serrage plaquette ② = Screw driver / Tournevis

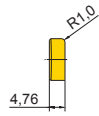
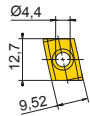
MICROMILL™ FINISH MILL 16F1B...X
FRAISE DE FINITION 16F1B...X

SCREW-IN TYPE ADAPTION
 ATTACHEMENT FILETÉ



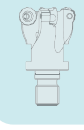
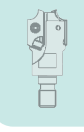
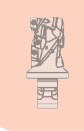
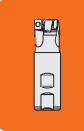
Designation Réf. de l'article	D	d1	L	a	b	M	Z		
16F1B030043X8R00	30	28	43	0,5	5,5	M16	1	✓	0,21
16F1B035043X8R00	35	29	43	0,5	5,5	M16	2	✓	0,24
16F1B040043X8R00	40	29	43	0,5	5,5	M16	2	✓	0,28
16F1B042043X8R00	42	29	43	0,5	5,5	M16	2	✓	0,29

YDA323L114



Designation Réf. de l'article	fz(min/max)	Design Execution	Grade Nuance	IN10K	IN0560	IN2010	IN2040				
YDA323L114	fu 1/5	short wiper finishing edge R1,0 / Plaquette avec Wiper court R1,0									

● = P ● = M ● = K ● = N ● = S ○ = H



SPARE PARTS
ACCESSOIRES

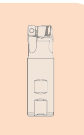



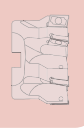



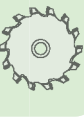



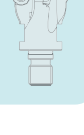













SM40-110-00 (4,5Nm) DS-T15S

SC050-01

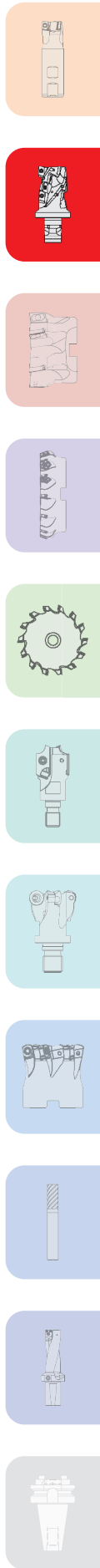
① = Insert screw / Vis de serrage ② = Screw driver / Tournevis ③ = Setting screw / Vis de réglage

EXTENDED FLUTE END MILLS / FRAISES HÉRISSE

	D	a	Description	Code / Série	Page	
		16 - 25	16,5 - 27	HIPOPOS[®] Extended Flute End Mill 22J3D...W Fraise hérisson 22J3D...W	22J3D...W	56
		16 - 25	17 - 27	HIPOPOS[®] Extended Flute End Mill 22J3D...Z Fraise hérisson 22J3D...Z	22J3D...Z	57
		25 - 32	26 - 34	HIPOPOS[®] Extended Flute End Mill 22J3P...W Fraise hérisson 22J3P...W	22J3P...W	58
		25 - 40	26 - 42,5	HIPOPOS[®] Extended Flute End Mill 22J3P...Z Fraise hérisson 22J3P...Z	22J3P...Z	60
		32 - 40	35 - 46	HIPOPOS[®] Extended Flute End Mill 22J3R...W Fraise hérisson 22J3R...W	22J3R...W	62
		32 - 63	35 - 138	HIPOPOS[®] Extended Flute End Mill 22J3R...Z Fraise hérisson 22J3R...Z	22J3R...Z	64
		40 - 80	35 - 46	HIPOPOS[®] Extended Flute End Mill 22J3R...F Fraise hérisson 22J3R...F	22J3R...F	66
		63 - 100	45 - 88	HIPOPOS[®] Extended Flute End Mill 22J3G...F Fraise hérisson 22J3G...F	22J3G...F	68
		40 - 80	45 - 146	HIPOPOS[®] Extended Flute End Mill 22J3G...Z Fraise hérisson 22J3G...Z	22J3G...Z	70
		32 - 50	36 - 50	EVOTECOMAX[™] Extended Flute End Mill 2SJ3Y...Z Fraise hérisson 2SJ3Y...Z	2SJ3Y...Z	72
		63 - 125	33 - 85	EVOTECOMAX[™] Extended Flute End Mill 2EJ3J...F Fraise hérisson 2EJ3J...F	2EJ3J...F	73
		63 - 125	33 - 85	EVOTECOMAX[™] Extended Flute End Mill 2EJ4J...F Fraise hérisson 2EJ4J...F	2EJ4J...F	74

Subject to printing error or technical changes. / Sous réserve d'erreurs d'impression ou de modifications techniques.

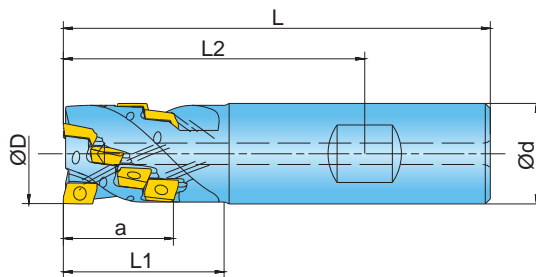
	D	a	Description	Code / Série	Page



Subject to printing error or technical changes. / Sous réserve d'erreurs d'impression ou de modifications techniques.

HIPOPOS™ EXTENDED FLUTE END MILL 22J3D...W
FRAISE HÉRISSEON 22J3D...W

ADAPTION ACC. TO DIN 1835 B (WELDON)
 ATTACHEMENT DIN 1835 B (WELDON)



Designation Réf. de l'article	D	d	L	L1	L2	a	Z	Z _{eff}			
22J3D016017W3R00	16	16	80	30	56	16,5	6	2	4,0	✓	0,10
22J3D019022W4R00	19	20	85	32	60	22	12	3	2,6	✓	0,16
22J3D020022W4R00	20	20	85	32	60	22	12	3	2,5	✓	0,16
22J3D022022W4R00	22	20	85	32	60	22	16	4	2,3	✓	0,17
22J3D025027W5R00	25	25	95	36	63	27	20	4	2,0	✓	0,29

AOMT060202R	AOMT060204R	AOMT060208R
AOMT060216R	AOCT060204FR-P	

Designation Réf. de l'article	fz(min/max)	Design Execution	Grade Nuance	IN05S	IN2035	IN2504	IN2505	IN2530		
AOMT060202R	0,06/0,12	positive geometry R0,2 / Géométrie positive R0,2								
AOMT060204R	0,06/0,12	positive geometry R0,4 / Géométrie positive R0,4								
AOMT060208R	0,06/0,12	positive geometry R0,8 / Géométrie positive R0,8								
AOMT060216R ¹⁾	0,06/0,12	positive geometry R1,6 / Géométrie positive R1,6								
AOCT060204FR-P	0,05/0,12	non-ferrous geometry, polished R0,4 / Géo. pour mat. non fer., polie R0,4								

¹⁾Cutter body has to be modified / Modifier le corps de fraise

● = P ● = M ● = K ● = N ● = S ○ = H

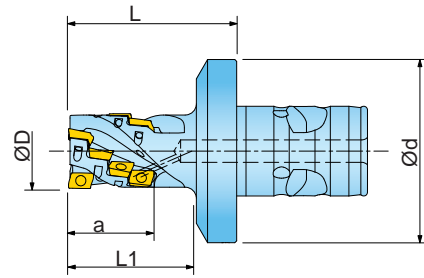
SPARE PARTS
 ACCESSOIRES



SM18-041-00 (0,5Nm) DS-TP06S (TX-Plus)

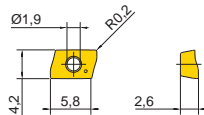

① = Insert screw / Vis de serrage plaquette ② = Screw driver / Tournevis

MODULAR MILLING ADAPTOR INNOFIT
ATTACHEMENT MODULAIRE INNOFIT

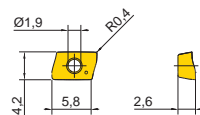


Designation Réf. de l'article	D	d	L	L1	a	MOD	Z	Zeff			
22J3D016017Z4R00	16	49	45	32	17	40	6	2	4,0	✓	0,27
22J3D020022Z4R00	20	49	45	32	22	40	12	3	2,5	✓	0,28
22J3D025027Z4R00	25	49	55	43	27	40	20	4	2,0	✓	0,34

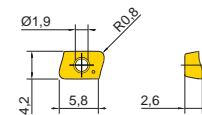
AOMT060202R



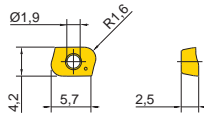
AOMT060204R



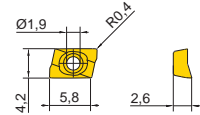
AOMT060208R



AOMT060216R



AOCT060204FR-P



Designation Réf. de l'article	fz(min/max)	Design Execution	Grade Nuance	IN05S	IN2035	IN2504	IN2505	IN2530			
AOMT060202R	0,06/0,12	positive geometry R0,2 / Géométrie positive R0,2									
AOMT060204R	0,06/0,12	positive geometry R0,4 / Géométrie positive R0,4									
AOMT060208R	0,06/0,12	positive geometry R0,8 / Géométrie positive R0,8									
AOMT060216R ¹⁾	0,06/0,12	positive geometry R1,6 / Géométrie positive R1,6									
AOCT060204FR-P	0,05/0,12	non-ferrous geometry, polished R0,4 / Géo. pour mat. non fer., polie R0,4									

¹⁾Cutter body has to be modified / Modifier le corps de fraise

● = P ● = M ● = K ● = N ● = S ○ = H

SPARE PARTS
ACCESSOIRES

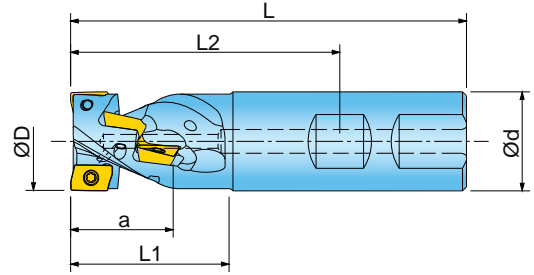


SM18-041-00 (0,5Nm) DS-TP06S (TX-Plus)

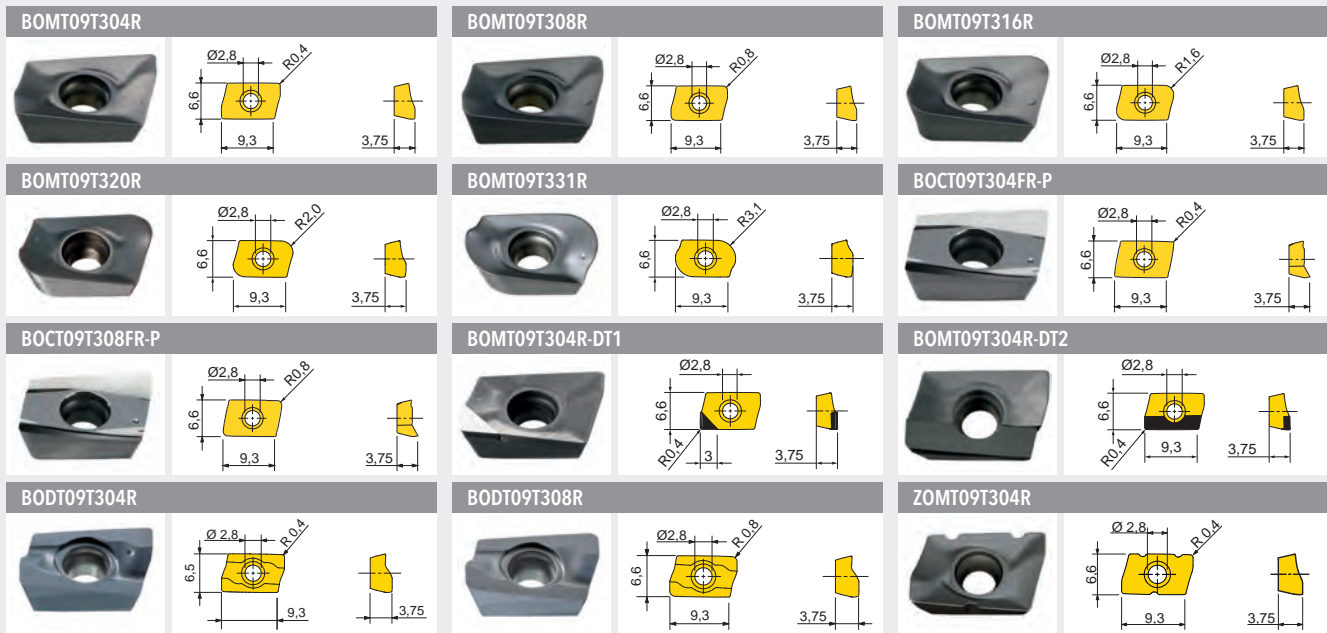
① = Insert screw / Vis de serrage plaquette ② = Screw driver / Tournevis

HIPOPOS⁺™ EXTENDED FLUTE END MILL 22J3P...W
FRAISE HÉRISSEON 22J3P...W

ADAPTION ACC. TO DIN 1835 B (WELDON)
 ATTACHEMENT DIN 1835 B (WELDON)



Designation Réf. de l'article	D	d	L	L1	L2	a	Z	Z _{eff}			
22J3P025026W5R00	25	25	100	40	68	26	6	2	4,4	✓	0,28
22J3P032034W6R01	32	32	110	50	74	34	8	2	2,8	✓	0,56
22J3P032034W6R00	32	32	110	50	74	34	12	3	2,8	✓	0,52



Designation Réf. de l'article	fz(min/max)	Design Execution	Grade Nuance	IN10K	IN0560	IN2035	IN2504	IN2505	IN2530	IN4030	IN90D
BOMT09T304R	0,10/0,15	positive geometry R0,4 / Géométrie positive R 0,4				●	●	●	●	●	
BOMT09T308R	0,10/0,15	positive geometry R0,8 / Géométrie positive R 0,8				●	●	●	●	●	
BOMT09T316R ¹⁾	0,10/0,15	positive geometry R1,6 / Géométrie positive R 1,6				●		●	●		
BOMT09T320R ¹⁾	0,10/0,15	positive geometry R2,0 / Géométrie positive R 2,0				●		●	●		
BOMT09T331R ¹⁾	0,10/0,15	positive geometry R3,1 / Géométrie positive R 3,1				●		●	●		
BOCT09T304FR-P	0,05/0,20	non-ferrous geometry, polished R0,4 / Géo. pour mat. non fer., polie R0,4	●								
BOCT09T308FR-P	0,05/0,20	non-ferrous geometry, polished R0,8 / Géo. pour mat. non fer., polie R0,8	●								
BOMT09T304R-DT1	0,05/0,20	with short PCD-tip R0,4 / avec insert PCD version courte R0,4									●
BOMT09T304R-DT2	0,05/0,20	with long PCD-tip R0,4 / avec insert PCD version longue R0,4									●
BODT09T304R	0,05/0,15	ground finishing geometry R0,4 / Géométrie de finition affûtée R0,4		●			●				
BODT09T308R	0,05/0,15	ground finishing geometry R0,8 / Géométrie de finition affûtée R0,8		●			●				
ZOMT09T304R ²⁾	0,10/0,15	chip splitter geometry R0,4 / Géométrie avec brise-copeaux R0,4				●		●	●	●	

● = P ● = M ● = K ● = N ● = S ○ = H

¹⁾ Cutter body has to be modified / Modifier le corps de fraise; ²⁾ Best results are achieved on tools with an even number of teeth. Please mount inserts alternating. / Les meilleurs résultats sont obtenus avec une fraise ayant un nombre de dents pair. Merci de monter les arêtes de manière alternée.

SPARE PARTS
ACCESSOIRES

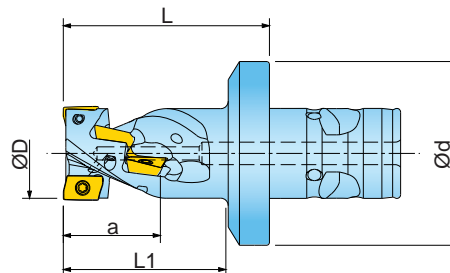


SM25-064-00 (1,1Nm) DS-T08S

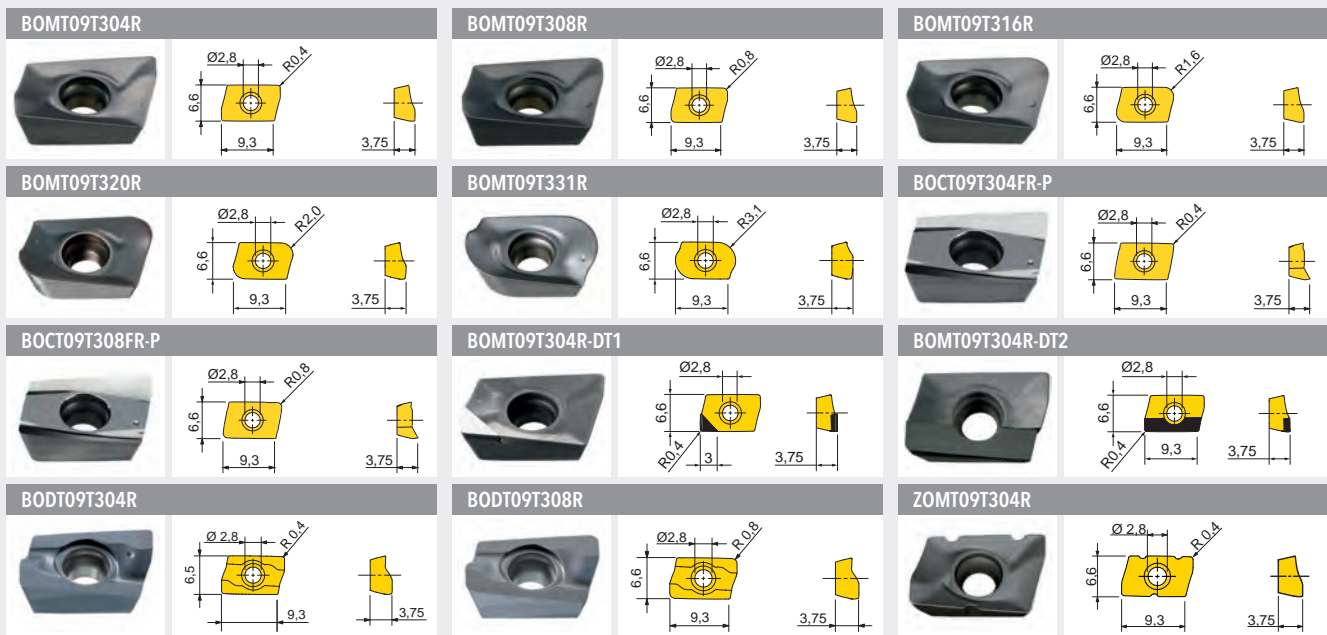
① = Insert screw / Vis de serrage plaquette ② = Screw driver / Tournevis

HIPOPOS⁺™ EXTENDED FLUTE END MILL 22J3P...Z
FRAISE HÉRISSEON 22J3P...Z

MODULAR MILLING ADAPTOR INNOFIT
 ATTACHEMENT MODULAIRE INNOFIT



Designation Réf. de l'article	D	d	L	L1	a	MOD	Z	Zeff			
22J3P025026Z4R00	25	49	55	43	26	40	6	2	4,4	✓	0,33
22J3P028034Z4R00	28	49	72	60	34	40	8	2	3,7	✓	0,42
22J3P032034Z4R01	32	49	72	60	34	40	8	2	2,8	✓	0,51
22J3P032034Z4R00	32	49	72	60	34	40	12	3	2,8	✓	0,48
22J3P040043Z4R00	40	49	72	60	42,5	40	20	4	2,4	✓	0,58



Designation Réf. de l'article	fz(min/max)	Design Execution	Grade Nuance	IN10K	IN0560	IN2035	IN2504	IN2505	IN2530	IN4030	IN90D
BOMT09T304R	0,10/0,15	positive geometry R0,4 / Géométrie positive R 0,4									
BOMT09T308R	0,10/0,15	positive geometry R0,8 / Géométrie positive R 0,8									
BOMT09T316R ¹⁾	0,10/0,15	positive geometry R1,6 / Géométrie positive R 1,6									
BOMT09T320R ¹⁾	0,10/0,15	positive geometry R2,0 / Géométrie positive R 2,0									
BOMT09T331R ¹⁾	0,10/0,15	positive geometry R3,1 / Géométrie positive R 3,1									
BOCT09T304FR-P	0,05/0,20	non-ferrous geometry, polished R0,4 / Géo. pour mat. non fer., polie R0,4		●							
BOCT09T308FR-P	0,05/0,20	non-ferrous geometry, polished R0,8 / Géo. pour mat. non fer., polie R0,8		●							
BOMT09T304R-DT1	0,05/0,20	with short PCD-tip R0,4 / avec insert PCD version courte R0,4									●
BOMT09T304R-DT2	0,05/0,20	with long PCD-tip R0,4 / avec insert PCD version longue R0,4									●
BODT09T304R	0,05/0,15	ground finishing geometry R0,4 / Géométrie de finition affûtée R0,4			●						
BODT09T308R	0,05/0,15	ground finishing geometry R0,8 / Géométrie de finition affûtée R0,8			●						
ZOMT09T304R ²⁾	0,10/0,15	chip splitter geometry R0,4 / Géométrie avec brise-copeaux R0,4									

● = P ● = M ● = K ● = N ● = S ○ = H

¹⁾ Cutter body has to be modified / Modifier le corps de fraise; ²⁾ Best results are achieved on tools with an even number of teeth. Please mount inserts alternating. / Les meilleurs résultats sont obtenus avec une fraise ayant un nombre de dents pair. Merci de monter les arêtes de manière alternée.

SPARE PARTS
ACCESSOIRES

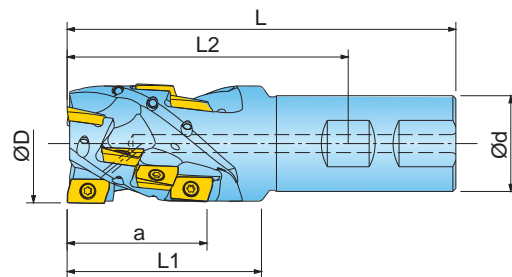


SM25-064-00 (1,1Nm) DS-T08S

① = Insert screw / Vis de serrage plaquette ② = Screw driver / Tournevis

HIPOPOS⁺™ EXTENDED FLUTE END MILL 22J3R...W
FRAISE HÉRISSEON 22J3R...W

ADAPTION ACC. TO DIN 1835 B (WELDON)
 ATTACHEMENT DIN 1835 B (WELDON)



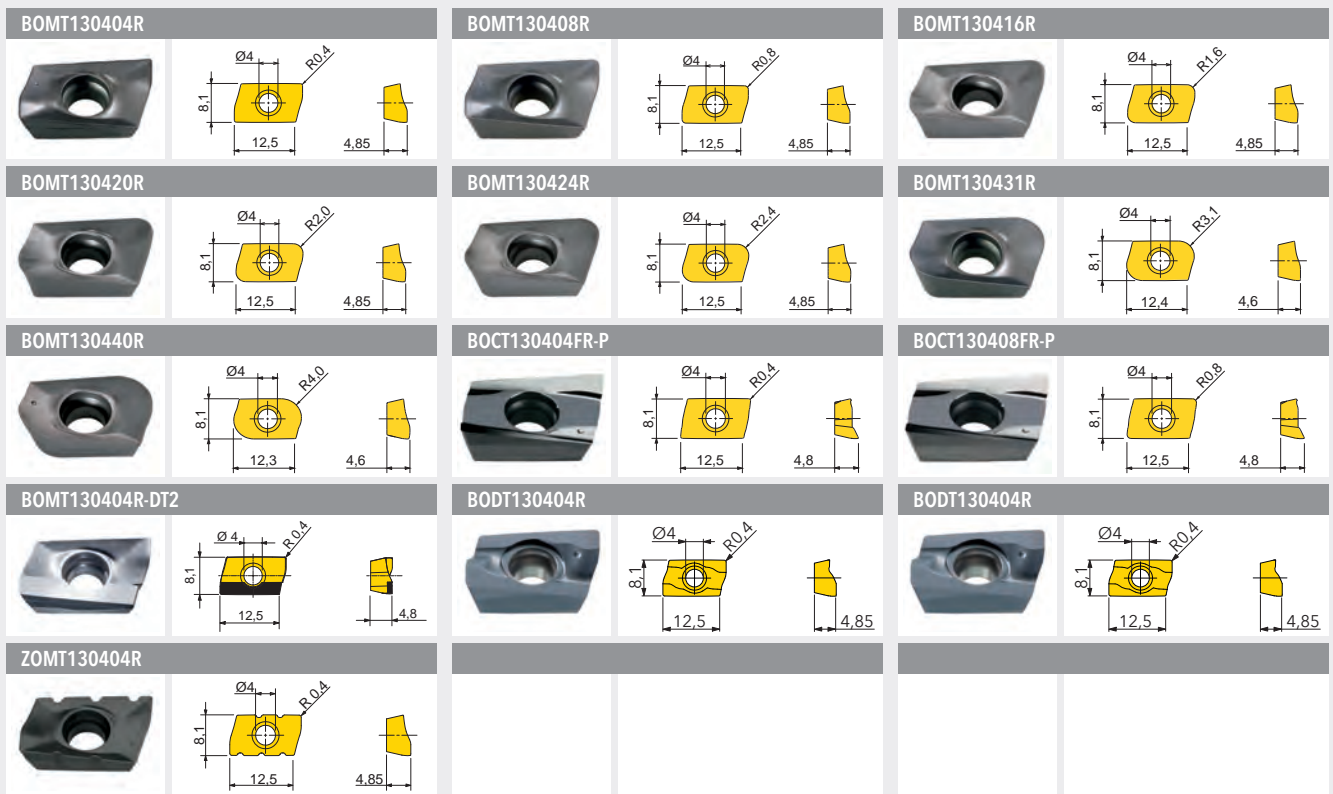
Designation Réf. de l'article	D	d	L	L1	L2	a	Z	Zeff			
22J3R032035W6R00	32	32	110	48	74	35	6	2	5,0	✓	0,50
22J3R040046W6R01	40	32	130	65	94	46	8	2	3,2	✓	0,77
22J3R040046W6R00	40	32	130	65	94	46	12	3	3,2	✓	0,71

SPARE PARTS
 ACCESSOIRES



SM35-088-10 (3,0Nm) DS-T10S

① = Insert screw / Vis de serrage plaquette ② = Screw driver / Tournevis



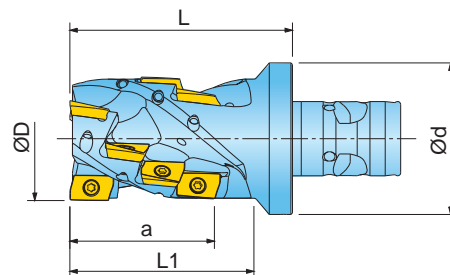
Designation Réf. de l'article	fz(min/max)	Design Execution	Grade Nuance	IN10K	IN0560	IN2035	IN2504	IN2505	IN2530	IN4030	IN90D
BOMT130404R	0,12/0,20	positive geometry R0,4 / Géométrie positive R 0,4				●	●	●	●	●	
BOMT130408R	0,12/0,20	positive geometry R0,8 / Géométrie positive R 0,8				●	●	●	●	●	
BOMT130416R	0,12/0,20	positive geometry R1,6 / Géométrie positive R 1,6					●	●	●		
BOMT130420R	0,12/0,20	positive geometry R2,0 / Géométrie positive R 2,0					●	●	●		
BOMT130424R ¹⁾	0,12/0,20	positive geometry R2,4 / Géométrie positive R 2,4					●	●	●		
BOMT130431R ¹⁾	0,12/0,20	positive geometry R3,1 / Géométrie positive R 3,1				●		●	●		
BOMT130440R ¹⁾	0,12/0,20	positive geometry R4,0 / Géométrie positive R 4,0						●	●		
BOCT130404FR-P	0,05/0,25	non-ferrous geometry, polished R0,4 / Géo. pour mat. non fer., polie R0,4	●								
BOCT130408FR-P	0,05/0,25	non-ferrous geometry, polished R0,8 / Géo. pour mat. non fer., polie R0,8	●								
BOMT130404R-DT2	0,05/0,25	with long PCD-tip R0,4 / avec insert PCD version longue R0,4									●
BODT130404R	0,05/0,20	ground finishing geometry R0,4 / Géométrie de finition affûtée R0,4		●			●				
BODT130404R	0,05/0,20	ground finishing geometry R0,4 / Géométrie de finition affûtée R0,4		●			●				
ZOMT130404R ²⁾	0,12/0,20	chip splitter geometry R0,4 / Géométrie avec brise-copeaux R0,4				●		●	●	●	

● = P ● = M ● = K ● = N ● = S ○ = H

¹⁾ Cutter body has to be modified / Modifier le corps de fraise; ²⁾ Best results are achieved on tools with an even number of teeth. Please mount inserts alternating. / Les meilleurs résultats sont obtenus avec une fraise ayant un nombre de dents pair. Merci de monter les arêtes de manière alternée.

HIPOPOS⁺™ EXTENDED FLUTE END MILL 22J3R...Z
FRAISE HÉRISSEON 22J3R...Z

MODULAR MILLING ADAPTOR INNOFIT
 ATTACHEMENT MODULAIRE INNOFIT



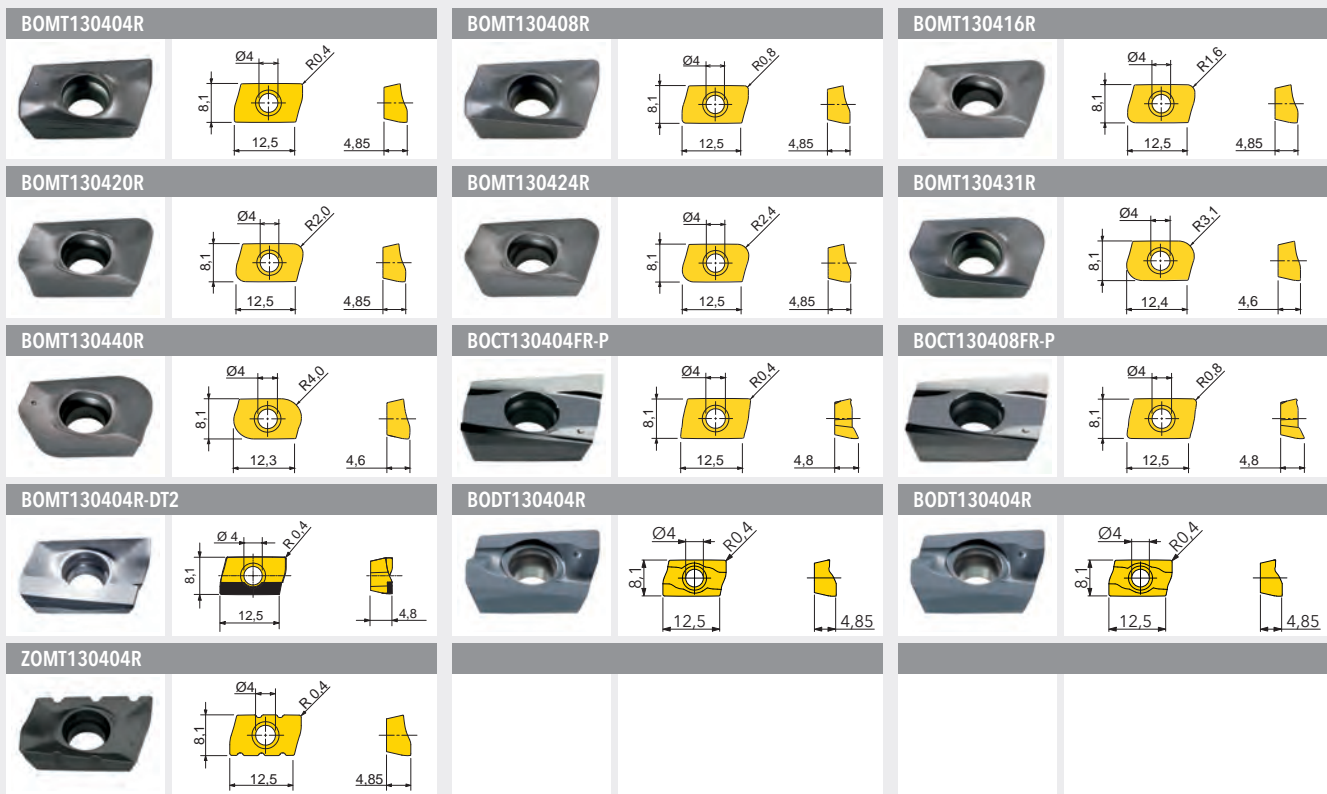
Designation Réf. de l'article	D	d	L	L1	a	MOD	Z	Zeff			
22J3R032035Z4R00	32	49	60	49	35	40	6	2	5,0	✓	0,38
22J3R040046Z4R01	40	49	72	60	46	40	8	2	3,2	✓	0,60
22J3R040046Z4R00	40	49	72	60	46	40	12	3	3,2	✓	0,54
22J3R040046Z4R02	40	49	72	60	46	40	16	4	3,2	✓	0,57
22J3R040069Z4R01	40	49	94	83	69	40	12	2	3,2	✓	0,70
22J3R040069Z4R02	40	49	94	83	69	40	24	4	3,2	✓	0,67
22J3R040069Z4R00	40	49	94	83	69	40	18	3	3,2	✓	0,64
22J3R040069Z5R01	40	78	100	79	69	50	12	2	3,2	✓	1,34
22J3R040069Z5R00	40	78	100	79	69	50	18	3	3,2	✓	1,28
22J3R040081Z5R01	40	78	112	91	81	50	14	2	3,2	✓	1,40
22J3R040081Z5R00	40	78	112	91	81	50	21	3	3,2	✓	1,32
22J3R050046Z4R00	50	49	72	72	46	40	16	4	2,1	✓	0,80
22J3R050069Z5R00	50	78	100	80	69	50	24	4	2,1	✓	1,60
22J3R063092Z5R00	63	78	120	102	92	50	32	4	1,4	✓	2,43
22J3R063115Z5R00	63	78	143	125	115	50	40	4	1,4	✓	2,76
22J3R063138Z5R00	63	78	166	148	138	50	48	4	1,4	✓	3,09

SPARE PARTS
 ACCESSOIRES



SM35-088-10 (3,0Nm) DS-T10S

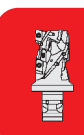
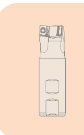
① = Insert screw / Vis de serrage plaquette ② = Screw driver / Tournevis



Designation Réf. de l'article	fz(min/max)	Design Execution	Grade Nuance	IN10K	IN0560	IN2035	IN2504	IN2505	IN2530	IN4030	IN90D
BOMT130404R	0,12/0,20	positive geometry R0,4 / Géométrie positive R 0,4				●	●	●	●	●	
BOMT130408R	0,12/0,20	positive geometry R0,8 / Géométrie positive R 0,8				●	●	●	●	●	
BOMT130416R	0,12/0,20	positive geometry R1,6 / Géométrie positive R 1,6					●	●	●		
BOMT130420R	0,12/0,20	positive geometry R2,0 / Géométrie positive R 2,0					●	●	●		
BOMT130424R ¹⁾	0,12/0,20	positive geometry R2,4 / Géométrie positive R 2,4					●	●	●		
BOMT130431R ¹⁾	0,12/0,20	positive geometry R3,1 / Géométrie positive R 3,1				●		●	●		
BOMT130440R ¹⁾	0,12/0,20	positive geometry R4,0 / Géométrie positive R 4,0						●	●		
BOCT130404FR-P	0,05/0,25	non-ferrous geometry, polished R0,4 / Géo. pour mat. non fer., polie R0,4	●								
BOCT130408FR-P	0,05/0,25	non-ferrous geometry, polished R0,8 / Géo. pour mat. non fer., polie R0,8	●								
BOMT130404R-DT2	0,05/0,25	with long PCD-tip R0,4 / avec insert PCD version longue R0,4									●
BODT130404R	0,05/0,20	ground finishing geometry R0,4 / Géométrie de finition affûtée R0,4		●			●				
BODT130404R	0,05/0,20	ground finishing geometry R0,4 / Géométrie de finition affûtée R0,4		●			●				
ZOMT130404R ²⁾	0,12/0,20	chip splitter geometry R0,4 / Géométrie avec brise-copeaux R0,4				●		●	●	●	

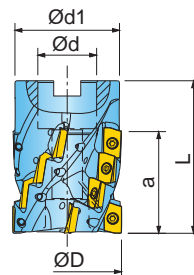
● = P ● = M ● = K ● = N ● = S ○ = H

¹⁾ Cutter body has to be modified / Modifier le corps de fraise; ²⁾ Best results are achieved on tools with an even number of teeth. Please mount inserts alternating. / Les meilleurs résultats sont obtenus avec une fraise ayant un nombre de dents pair. Merci de monter les arêtes de manière alternée.



HIPOPOS⁺™ EXTENDED FLUTE END MILL 22J3R...F
FRAISE HÉRISSEON 22J3R...F

ADAPTION ACC. TO DIN 8030
 ATTACHEMENT DIN 8030



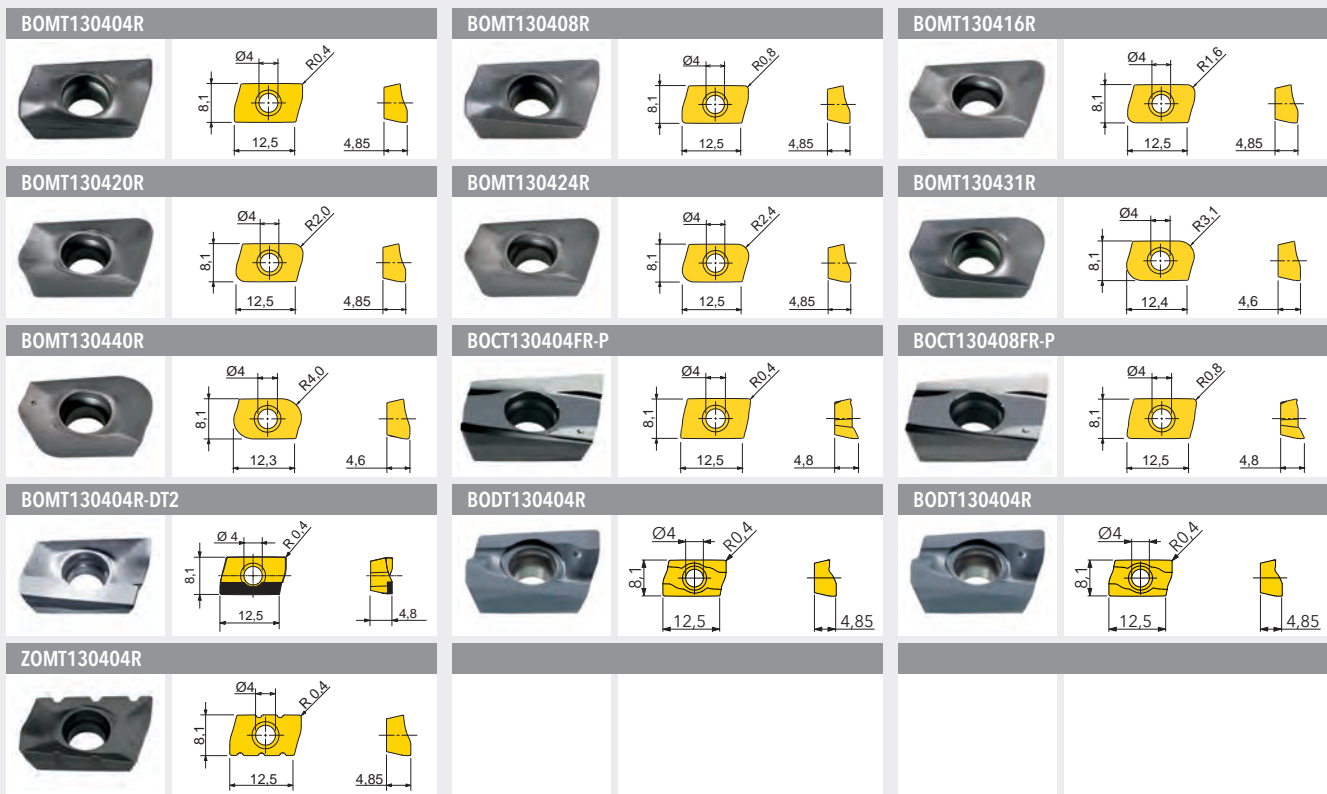
Designation Réf. de l'article	D	d	d1	L	a	Z	Zeff			
22J3R040035F0R01	40	16	36	55	35	6	2	3,2	✓	0,28
22J3R040035F0R00	40	16	36	55	35	9	3	3,2	✓	0,23
22J3R050046F1R00	50	22	48	70	46	16	4	2,1	✓	0,54
22J3R050046F2R00	50	27	48	70	46	16	4	2,1	✓	0,48
22J3R063046F2R00	63	27	55	70	46	16	4	1,4	✓	0,98
22J3R080046F3R01	80	32	73	70	46	16	4	1,0	✓	1,66
22J3R080046F3R00	80	32	73	70	46	20	5	1,0	✓	1,62

SPARE PARTS
 ACCESSOIRES



SM35-088-10 (3,0Nm) DS-T10S

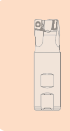
① = Insert screw / Vis de serrage plaquette ② = Screw driver / Tournevis



Designation Réf. de l'article	fz(min/max)	Design Execution	Grade Nuance	IN10K	IN0560	IN2035	IN2504	IN2505	IN2530	IN4030	IN90D
BOMT130404R	0,12/0,20	positive geometry R0,4 / Géométrie positive R 0,4				●	●	●	●	●	
BOMT130408R	0,12/0,20	positive geometry R0,8 / Géométrie positive R 0,8				●	●	●	●	●	
BOMT130416R	0,12/0,20	positive geometry R1,6 / Géométrie positive R 1,6					●	●	●		
BOMT130420R	0,12/0,20	positive geometry R2,0 / Géométrie positive R 2,0					●	●	●		
BOMT130424R ¹⁾	0,12/0,20	positive geometry R2,4 / Géométrie positive R 2,4					●	●	●		
BOMT130431R ¹⁾	0,12/0,20	positive geometry R3,1 / Géométrie positive R 3,1				●		●	●		
BOMT130440R ¹⁾	0,12/0,20	positive geometry R4,0 / Géométrie positive R 4,0						●	●		
BOCT130404FR-P	0,05/0,25	non-ferrous geometry, polished R0,4 / Géo. pour mat. non fer., polie R0,4	●								
BOCT130408FR-P	0,05/0,25	non-ferrous geometry, polished R0,8 / Géo. pour mat. non fer., polie R0,8	●								
BOMT130404R-DT2	0,05/0,25	with long PCD-tip R0,4 / avec insert PCD version longue R0,4									●
BODT130404R	0,05/0,20	ground finishing geometry R0,4 / Géométrie de finition affûtée R0,4		●			●				
BODT130404R	0,05/0,20	ground finishing geometry R0,4 / Géométrie de finition affûtée R0,4		●			●				
ZOMT130404R ²⁾	0,12/0,20	chip splitter geometry R0,4 / Géométrie avec brise-copeaux R0,4				●		●	●	●	

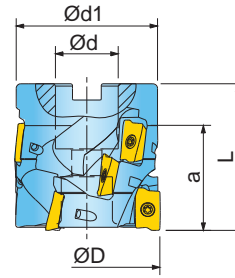
● = P ● = M ● = K ● = N ● = S ○ = H

¹⁾ Cutter body has to be modified / Modifier le corps de fraise; ²⁾ Best results are achieved on tools with an even number of teeth. Please mount inserts alternating. / Les meilleurs résultats sont obtenus avec une fraise ayant un nombre de dents pair. Merci de monter les arêtes de manière alternée.

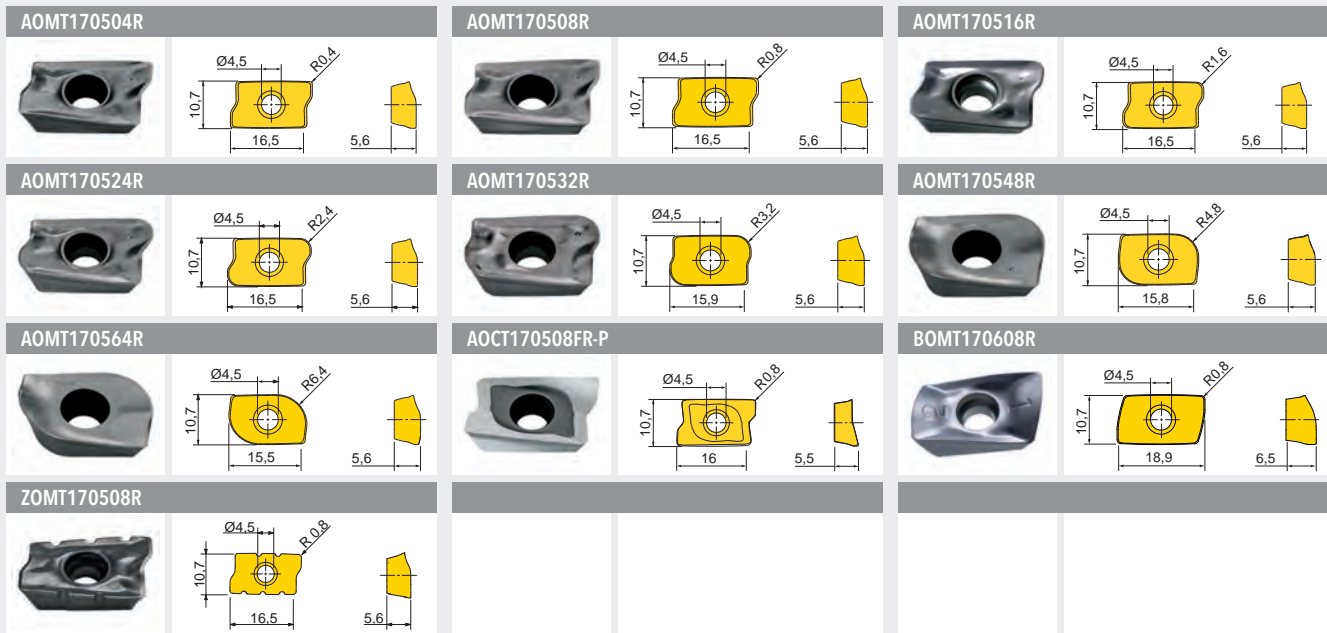


HIPOPOS⁺™ EXTENDED FLUTE END MILL 22J3G...F
FRAISE HÉRISSEON 22J3G...F

ADAPTION ACC. TO DIN 8030
 ATTACHEMENT DIN 8030



Designation Réf. de l'article	D	d	d1	L	a	Z	Zeff			
22J3G063045F2R00	63	27	61	63	45	9	3	3,2	✓	0,86
22J3G063059F2R00	63	27	61	75	59	12	3	3,2	✓	0,95
22J3G063059F2R01	63	27	61	75	59	16	4	3,2	✓	0,98
22J3G080074F3R00	80	32	77	95	74	20	4	2,3	✓	2,44
22J3G080074F3R01	80	32	77	95	74	25	5	2,3	✓	2,27
22J3G100088F4R00	100	40	98	110	88	36	6	1,8	✓	4,41



Designation Réf. de l'article	fz(min/max)	Design Execution	Grade Nuance	IN10K	IN2035	IN2504	IN2505	IN2510	IN2530	IN4030
AOMT170504R	0,18/0,30	positive geometry R0,4 / Géométrie positive R0,4					●	●	●	
AOMT170508R	0,18/0,30	positive geometry R0,8 / Géométrie positive R0,8				●	●	●	●	●
AOMT170516R	0,18/0,30	positive geometry R1,6 / Géométrie positive R1,6					●	●	●	
AOMT170524R ¹⁾	0,18/0,30	positive geometry R2,4 / Géométrie positive R2,4					●	●	●	
AOMT170532R ¹⁾	0,18/0,30	positive geometry R3,2 / Géométrie positive R3,2					●	●	●	
AOMT170548R ¹⁾	0,18/0,30	positive geometry R4,8 / Géométrie positive R4,8					●	●	●	
AOMT170564R ¹⁾	0,18/0,30	positive geometry R6,4 / Géométrie positive R6,4					●	●	●	
AOCT170508FR-P	0,05/0,30	non-ferrous geometry, polished R0,8 / Géo. pour mat. non fer., polie R0,8	●							
BOMT170608R	0,15/0,30	positive geometry R0,8 / Géométrie positive R0,8		●	●	●	●	●	●	●
ZOMT170508R ²⁾	0,18/0,30	chip splitter geometry R0,8 / Géométrie avec brise-copeaux R0,8		●	●	●	●	●	●	●

● = P ● = M ● = K ● = N ● = S ○ = H

¹⁾ Cutter body has to be modified / Modifier le corps de fraise; ²⁾ Best results are achieved on tools with an even number of teeth. Please mount inserts alternating. / Les meilleurs résultats sont obtenus avec une fraise ayant un nombre de dents pair. Merci de monter les arêtes de manière alternée.

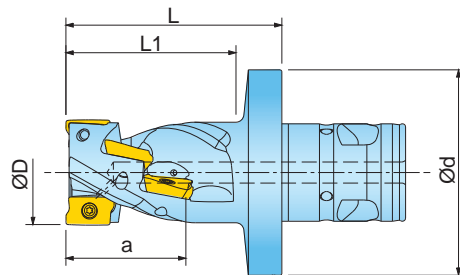
SPARE PARTS
ACCESSOIRES



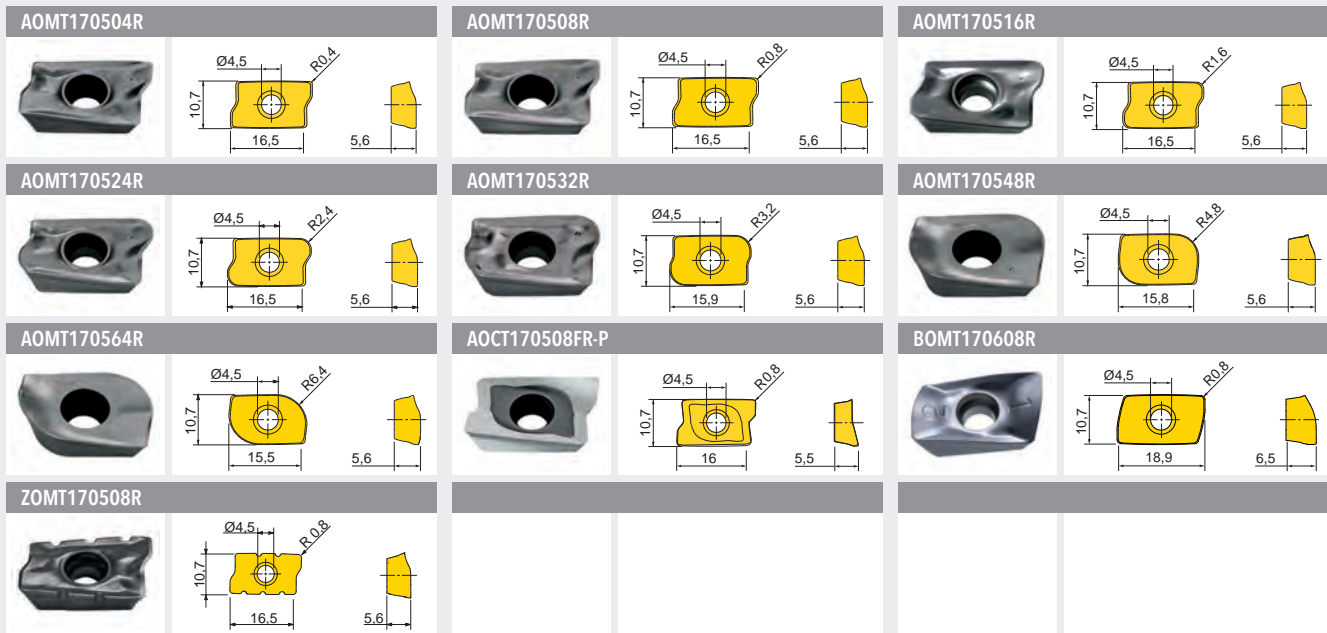
SM40-093-20 (4,5Nm) DS-T15S

① = Insert screw / Vis de serrage plaquette ② = Screw driver / Tournevis

MODULAR MILLING ADAPTOR INNOFIT
 ATTACHEMENT MODULAIRE INNOFIT



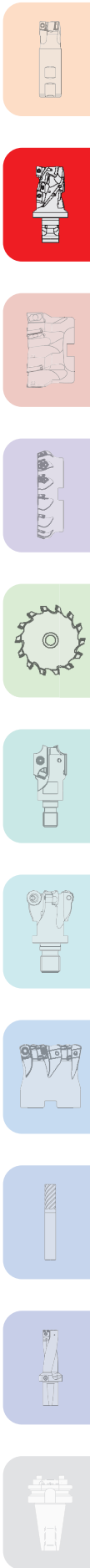
Designation Réf. de l'article	D	d	L	L1	a	MOD	Z	Zeff			
22J3G040045Z5R00	40	78	82	65	45	50	6	2	5,0	✓	1,19
22J3G050060Z5R00	50	78	96	79	60	50	12	3	4,4	✓	1,50
22J3G063088Z5R00	63	78	125	108	88	50	18	3	3,2	✓	2,35
22J3G063117Z5R00	63	78	154	137	117	50	24	3	3,2	✓	2,75
22J3G063146Z5R00	63	78	183	166	146	50	30	3	3,2	✓	3,04
22J3G080088Z5R00	80	78	125	125	88	50	24	4	2,3	✓	3,68
22J3G080117Z5R00	80	78	154	154	117	50	40	5	2,3	✓	4,54



Designation Réf. de l'article	fz(min/max)	Design Execution	Grade Nuance	IN10K	IN2035	IN2504	IN2505	IN2510	IN2530	IN4030
AOMT170504R	0,18/0,30	positive geometry R0,4 / Géométrie positive R0,4					●	●	●	
AOMT170508R	0,18/0,30	positive geometry R0,8 / Géométrie positive R0,8				●	●	●	●	●
AOMT170516R	0,18/0,30	positive geometry R1,6 / Géométrie positive R1,6					●	●	●	
AOMT170524R ¹⁾	0,18/0,30	positive geometry R2,4 / Géométrie positive R2,4					●	●	●	
AOMT170532R ¹⁾	0,18/0,30	positive geometry R3,2 / Géométrie positive R3,2					●	●	●	
AOMT170548R ¹⁾	0,18/0,30	positive geometry R4,8 / Géométrie positive R4,8					●	●	●	
AOMT170564R ¹⁾	0,18/0,30	positive geometry R6,4 / Géométrie positive R6,4					●	●	●	
AOCT170508FR-P	0,05/0,30	non-ferrous geometry, polished R0,8 / Géo. pour mat. non fer., polie R0,8	●							
BOMT170608R	0,15/0,30	positive geometry R0,8 / Géométrie positive R0,8		●	●	●	●	●	●	●
ZOMT170508R ²⁾	0,18/0,30	chip splitter geometry R0,8 / Géométrie avec brise-copeaux R0,8		●			●	●	●	●

● = P ● = M ● = K ● = N ● = S ○ = H

¹⁾ Cutter body has to be modified / Modifier le corps de fraise; ²⁾ Best results are achieved on tools with an even number of teeth. Please mount inserts alternating. / Les meilleurs résultats sont obtenus avec une fraise ayant un nombre de dents pair. Merci de monter les arêtes de manière alternée.



**SPARE PARTS
ACCESSOIRES**

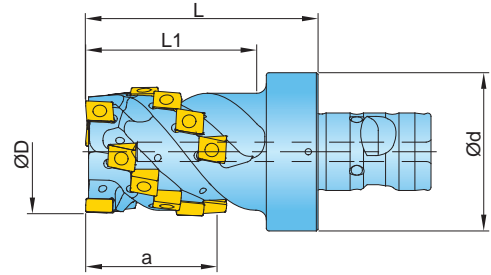
① ②

SM40-093-20 (4,5Nm) DS-T15S

① = Insert screw / Vis de serrage plaquette ② = Screw driver / Tournevis

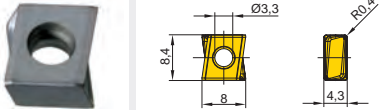
EVOTECOMAX™ EXTENDED FLUTE END MILL 2SJ3Y...Z FRAISE HÉRISSEON 2SJ3Y...Z

MODULAR MILLING ADAPTOR INNOFIT
ATTACHEMENT MODULAIRE INNOFIT

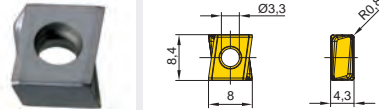


Designation Réf. de l'article	D	d	L	L1	a	MOD	Z	Zeff		
2SJ3Y032036Z4R00	32	49	72	53	36	40	15	3	✓	0,53
2SJ3Y040043Z4R00	40	49	72	53	43	40	18	3	✓	0,65
2SJ3Y050050Z5R00	50	78	90	69	50	50	28	4	✓	1,70

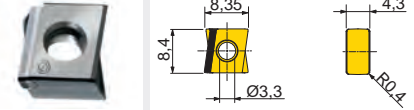
DGM212R100



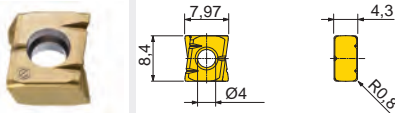
DGM212R101



DGM212R110



ZGM212R101



Designation Réf. de l'article	fz(min/max)	Design Execution	Grade Nuance	IN2004	IN2505	IN2530	IN4015	IN4030	IN4035	IN90D
DGM212R100	0,10/0,15	positive geometry R0,4 / Géométrie positive R 0,4								
DGM212R101	0,10/0,15	positive geometry R0,8 / Géométrie positive R 0,8								
DGM212R110	0,10/0,15	with long PCD-tip R0,4 / avec insert PCD version longue R0,4								
ZGM212R101	0,10/0,15	chipbreaker geometry R0,8 / Géométrie avec brise-copeaux R0,8								

● = P ● = M ● = K ● = N ● = S ○ = H

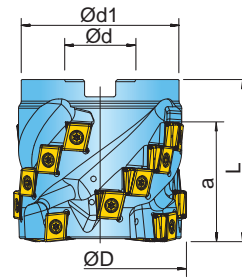
SPARE PARTS
ACCESSOIRES



SM30-082-20 (2,0Nm) DS-TP08S (TX-Plus)

① = Insert screw / Vis de serrage plaquette ② = Screw driver / Tournevis

ADAPTION ACC. TO DIN 8030
 ATTACHEMENT DIN 8030



Designation Réf. de l'article	D	d	d1	L	κ	a	Z	Zeff		
2EJ3J063033F2R00	63	27	55	60	90	33	9	3	✓	0,95
2EJ3J063063F2R00	63	27	55	90	90	63	18	3	✓	1,40
2EJ3J080054F3R00	80	32	73	75	90	54	20	4	✓	2,00
2EJ3J080075F3R00	80	32	73	100	90	75	28	4	✓	2,70
2EJ3J100085F4R00	100	40	92	120	90	85	40	5	✓	5,50
2EJ3J125085F4R00	125	40	114	120	90	85	48	6	✓	9,20

DGM324R300	DGM324R301	DGM324R302

ZGM324R300		

Designation Réf. de l'article	fz(min/max)	Design Execution	Grade Nuance	IN2505	IN4015	IN4030	IN4035	IN4040		
DGM324R300	0,10/0,25	positive geometry R0,8 / Géométrie positive R0,8								
DGM324R301	0,10/0,25	positive geometry R1,6 / Géométrie positive R1,6								
DGM324R302	0,10/0,25	positive geometry R3,2 / Géométrie positive R3,2								
ZGM324R300	0,10/0,25	chipbreaker geometry R0,8 / Géométrie avec brise-copeaux R0,8								

● = P ● = M ● = K ● = N ● = S ○ = H

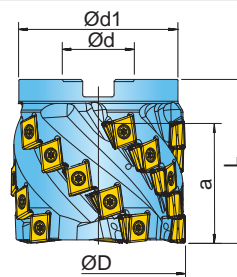
SPARE PARTS
 ACCESSOIRES

① ②


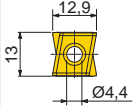
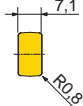

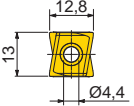
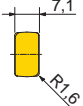

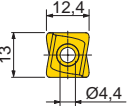
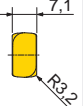

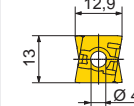


















SM40-143-H0 (4,5Nm) DS-T15S

① = Insert screw / Vis de serrage plaquette ② = Screw driver / Tournevis

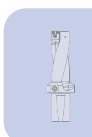
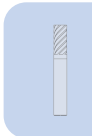
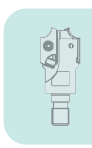
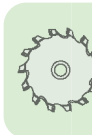
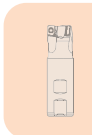
ADAPTION ACC. TO DIN 8030
 ATTACHEMENT DIN 8030



Designation Réf. de l'article	D	d	d1	L	κ	a	Z	Z _{eff}		
2EJ4J063033F2R00	63	27	55	60	90	33	12	4	✓	0,94
2EJ4J063063F2R00	63	27	55	90	90	63	24	4	✓	1,40
2EJ4J080054F3R00	80	32	73	75	90	54	25	5	✓	2,00
2EJ4J080075F3R00	80	32	73	100	90	75	35	5	✓	2,72
2EJ4J100085F4R00	100	40	92	120	90	85	48	6	✓	5,70
2EJ4J125085F4R00	125	40	114	120	90	85	56	7	✓	9,18

DGM324R300			DGM324R301			DGM324R302					
											
ZGM324R300											
											
Designation Réf. de l'article	fz(min/max)	Design Execution	Grade Nuance	IN2505	IN4015	IN4030	IN4035	IN4040			
DGM324R300	0,10/0,25	positive geometry R0,8 / Géométrie positive R0,8									
DGM324R301	0,10/0,25	positive geometry R1,6 / Géométrie positive R1,6									
DGM324R302	0,10/0,25	positive geometry R3,2 / Géométrie positive R3,2									
ZGM324R300	0,10/0,25	chipbreaker geometry R0,8 / Géométrie avec brise-copeaux R0,8									

● = P ● = M ● = K ● = N ● = S ○ = H

















SPARE PARTS
ACCESSOIRES



SM40-143-H0 (4,5Nm) DS-T15S













① = Insert screw / Vis de serrage plaquette ② = Screw driver / Tournevis

SHOULDER-TYPE FACE MILLS / FRAISES À SURFACER & DRESSER

	D	a	Description	Code / Série	Page
	32 - 40	5,7	HIPOPOS™ Shoulder-Type Face Mill 2J1D Fraise à surfacer-dresser 2J1D	2J1D	78
	32 - 100	9	HIPOPOS™ Adjustable Shoulder-Type Face Mill 2J5P Fraise à surfacer-dresser réglable 2J5P	2J5P	79
	32 - 100	9	HIPOPOS™ Shoulder-Type Face Mill 2J1P Fraise à surfacer-dresser 2J1P	2J1P	80
	35 - 125	12	HIPOPOS™ Shoulder-Type Face Mill 2J1R Fraise à surfacer-dresser 2J1R	2J1R	82
	40 - 160	16	HIPOPOS™ Shoulder-Type Face Mill 2J1G Fraise à surfacer-dresser 2J1G	2J1G	84
	32 - 40	4,7	DIPOSETETRA™ Shoulder-Type Face Mill TJ1C Fraise à surfacer-dresser TJ1C	TJ1C	86
	32 - 63	6	DIPOSETETRA™ Shoulder-Type Face Mill TJ1D Fraise à surfacer-dresser TJ1D	TJ1D	87
	32 - 63	3,8	DIPOSEXHA™ Shoulder-Type Face Mill WJ_D Fraise à surfacer-dresser WJ_D	WJ_D	88
	40 - 125	5,8	DIPOSEXHA™ Shoulder-Type Face Mill WJ_F Fraise à surfacer-dresser WJ_F	WJ_F	89
	50 - 160	9,2	DIPOSEXHA™ Shoulder-Type Face Mill DJ_P Fraise à surfacer-dresser DJ_P	DJ_P	90
	40 - 80	7,5	HIPOSQUAD™ Shoulder-Type Face Mill 5J1E Fraise à surfacer-dresser 5J1E	5J1E	91
	40 - 315	8,3	ISOPLUS™ Shoulder-Type Face Mill DK1G Fraise à surfacer-dresser DK1G	DK1G	92
	50 - 160	11,3	GOLDQUAD™ Shoulder-Type Face Mill 5J5P Fraise à surfacer-dresser 5J5P	5J5P	93
	35 - 63	7	GOLDTRIO™ Shoulder-Type Face Mill KJ_D Fraise à surfacer-dresser KJ_D	KJ_D	94

Subject to printing error or technical changes. / Sous réserve d'erreurs d'impression ou de modifications techniques.

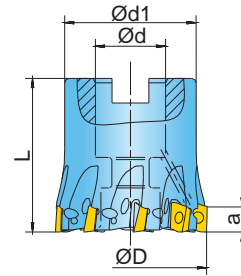
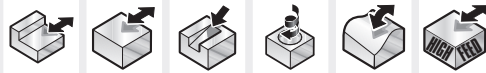
■ SHOULDER-TYPE FACE MILLS / FRAISES À SURFACER & DRESSER

	D	a	Description	Code / Série	Page
	50 - 125	11	GOLD•TRIO™ Shoulder-Type Face Mill KJ_G Fraise à surfacer-dresser KJ_G	KJ_G	95
	63 - 160	15	GOLD•TRIO™ Shoulder-Type Face Mill KJ_P Fraise à surfacer-dresser KJ_P	KJ_P	96
	50 - 100	8,4	ALU•MINATOR™ Shoulder-Type Face Mill 5H6G Fraise à surfacer-dresser 5H6G	5H6G	97
	40 - 125	16	HIPOS•ALU™ Shoulder-Type Face Mill AX2K Fraise à surfacer-dresser AX2K	AX2K	98
	50 - 250	0,5 - 1	QUAD•PLUS^{FINISH}™ Finish Mill DJ1H Fraise de finition DJ1H	DJ1H	100
	50 - 160	8,7	GOLD•MAX[®] Shoulder-Type Face Mill VJ_K Fraise à surfacer-dresser VJ_K	VJ_K	101
	32 - 80	7,5	EVOTEC•MAX™ Shoulder-Type Face Mill SJ_Y Fraise à surfacer-dresser SJ_Y	SJ_Y	102
	40 - 125	9,7	EVOTEC•MAX™ Shoulder-Type Face Mill EJ_E Fraise à surfacer-dresser EJ_E	EJ_E	103
	50 - 125	12	EVOTEC•MAX™ Shoulder-Type Face Mill EJ_J Fraise à surfacer-dresser EJ_J	EJ_J	104
	100 - 315	12	EVOTEC•MAX™ Semi-Finish / Finish Mill EF2J Fraise de finition & semi-finition EF2J	EF2J	105
	50 - 315	0,5	MICRO•MILL™ Finish Mill 6F2B Fraise de finition 6F2B	6F2B	106
	50 - 315	0,5	MICRO•MILL™ Finish Mill SF2B Fraise de finition SF2B	SF2B	107

Subject to printing error or technical changes. / Sous réserve d'erreurs d'impression ou de modifications techniques.

HIPOPOS™ SHOULDER-TYPE FACE MILL 2J1D
FRAISE À SURFACER-DRESSER 2J1D

ADAPTION ACC. TO DIN 8030
 ATTACHEMENT DIN 8030



Designation Réf. de l'article	D	d	d1	L	a	Z			
2J1D032R00	32	16	30	32	5,7	8	1,6	✓	0,11
2J1D035R00	35	16	30	35	5,7	9	1,4	✓	0,14
2J1D040R00	40	22	38	40	5,7	10	1,2	✓	0,22

Programming radius 1mm / Programmation - rayon 1mm

AOMT060202R 	AOMT060204R 	AOMT060208R
AOMT060216R 	AOCT060204FR-P 	AOMT060202R-DT1
UOMT0602TR 		

Designation Réf. de l'article	fz(min/max)	Design Execution	Grade Nuance	IN05S	IN2035	IN2504	IN2505	IN2530	IN90D
AOMT060202R	0,06/0,12	positive geometry R0,2 / Géométrie positive R0,2							
AOMT060204R	0,06/0,12	positive geometry R0,4 / Géométrie positive R0,4							
AOMT060208R	0,06/0,12	positive geometry R0,8 / Géométrie positive R0,8							
AOMT060216R¹⁾	0,06/0,12	positive geometry R1,6 / Géométrie positive R1,6							
AOCT060204FR-P	0,05/0,12	non-ferrous geometry, polished R0,4 / Géo. pour mat. non fer., polie R0,4							
AOMT060202R-DT1	0,05/0,12	with short PCD-tip R0,2 / avec insert PCD version courte R0,2							
UOMT0602TR	0,30/0,80	high feed geometry / Géométrie haute avance							

¹⁾Cutter body has to be modified / Modifier le corps de fraise

● = P ● = M ● = K ● = N ● = S ○ = H

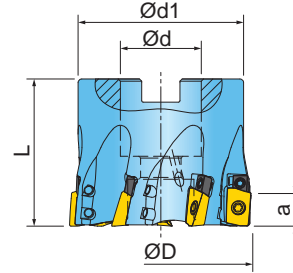
**SPARE PARTS
ACCESSOIRES**

① ②

SM18-041-00 (0,5Nm) DS-TP06S (TX-Plus)

① = Insert screw / Vis de serrage plaquette ② = Screw driver / Tournevis

ADAPTION ACC. TO DIN 8030
 ATTACHEMENT DIN 8030



Designation Réf. de l'article	D	d	d1	L	a	Z	IK	kg
2J5P032R00	32	16	30	32	9	5	✓	0,09
2J5P040R00	40	16	30	40	9	6	✓	0,16
2J5P050R00	50	22	45	40	9	7	✓	0,32
2J5P063R00	63	22	55	40	9	8	✓	0,56
2J5P080R00	80	27	70	50	9	10	✓	1,30
2J5P100R00	100	32	85	50	9	13	✓	1,95

BOCT09T304FR-P 	BOCT09T308FR-P 	BODT09T304R
BODT09T304R-001 	BODT09T308R 	BODT09T308R-001
BODT09T320R-001 	BOMT09T304R-DT1 	BOMT09T304R-DT2

Designation Réf. de l'article	fz(min/max)	Design Execution	Grade Nuance	IN10K	IN0560	IN2504	IN90D			
BOCT09T304FR-P	0,05/0,20	non-ferrous geometry, polished R0,4 / Géo. pour mat. non fer., polie R0,4	●							
BOCT09T308FR-P	0,05/0,20	non-ferrous geometry, polished R0,8 / Géo. pour mat. non fer., polie R0,8	●							
BODT09T304R	0,05/0,15	ground finishing geometry R0,4 / Géométrie de finition affûtée R0,4		●	●	●				
BODT09T304R-001	0,05/0,15	finishing geometry, short R0,4 / Géométrie de finition, courte R0,4		●	●	●				
BODT09T308R	0,05/0,15	ground finishing geometry R0,8 / Géométrie de finition affûtée R0,8		●	●	●				
BODT09T308R-001	0,05/0,15	finishing geometry, short R0,8 / Géométrie de finition, courte R0,8		●	●	●				
BODT09T320R-001	0,05/0,15	finishing geometry, short R2,0 / Géométrie de finition, courte R2,0		●	●	●				
BOMT09T304R-DT1	0,05/0,20	with short PCD-tip R0,4 / avec insert PCD version courte R0,4					●			
BOMT09T304R-DT2	0,05/0,20	with long PCD-tip R0,4 / avec insert PCD version longue R0,4					●			

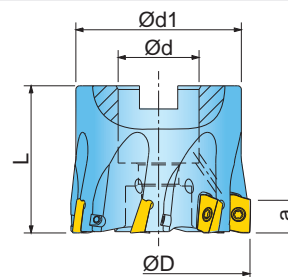
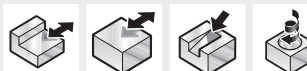
● = P ● = M ● = K ● = N ● = S ○ = H

SPARE PARTS ACCESSOIRES	①	②	③	④	⑤
	SM25-064-00 (1,1Nm) DS-T08S	PAR5092	PAR5092	SB025-00	DS-T05F

① = Insert screw / Vis de serrage plaquette ② = Screw driver / Tournevis ③ = Wedge / Cale de réglage ④ = Differential screw / Vis à pas différentiel ⑤ = Screw driver / Tournevis

HIPOPOS⁺™ SHOULDER-TYPE FACE MILL 2J1P
 FRAISE À SURFACER-DRESSER 2J1P

ADAPTION ACC. TO DIN 8030
 ATTACHEMENT DIN 8030



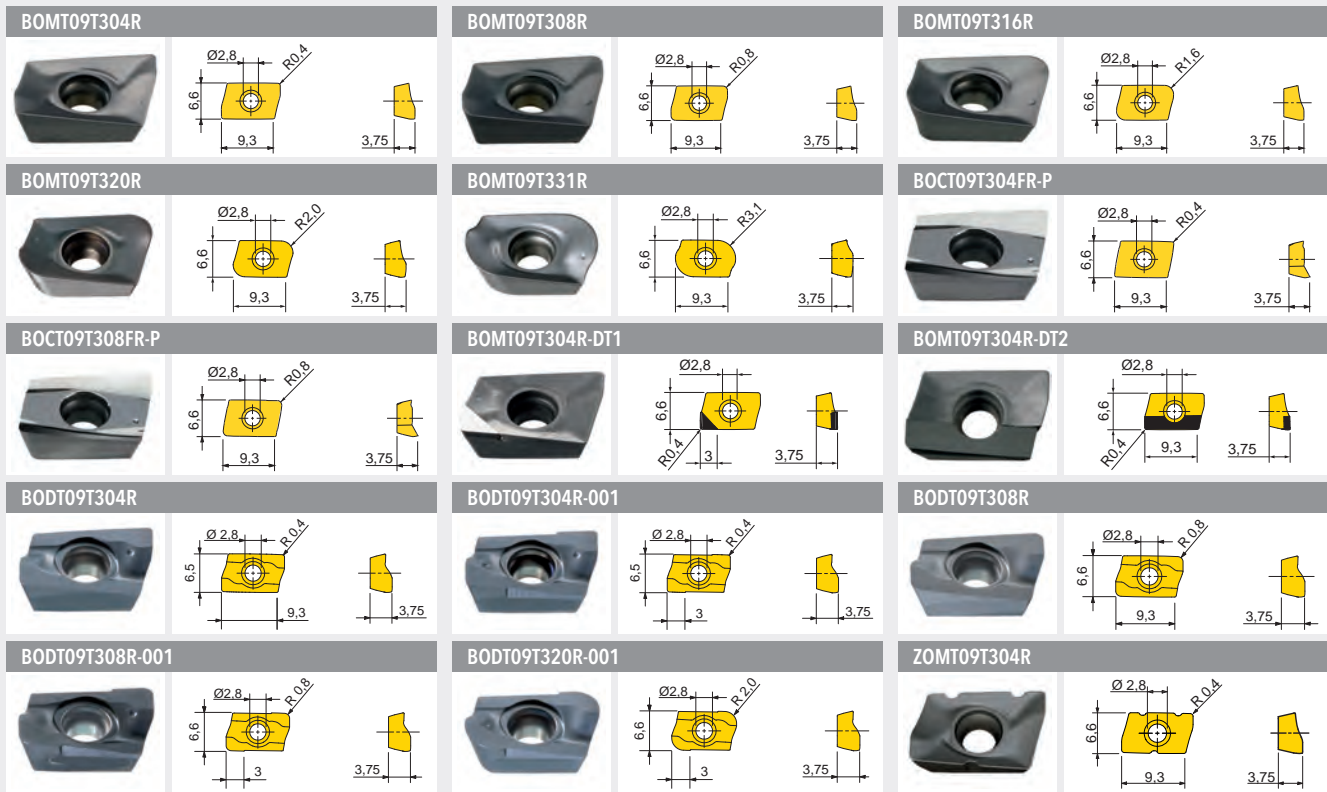
Designation Réf. de l'article	D	d	d1	L	a	Z			
2J1P032R01	32	16	30	32	9	4	2,8	✓	0,09
2J1P032R00	32	16	30	32	9	5	2,8	✓	0,09
2J1P035R00	35	16	30	32	9	6	2,5	✓	0,10
2J1P040R01	40	16	30	40	9	4	2,4	✓	0,15
2J1P040R00	40	16	30	40	9	6	2,4	✓	0,16
2J1P050R01	50	22	45	40	9	4	1,3	✓	0,32
2J1P050R02	50	22	45	40	9	6	1,3	✓	0,32
2J1P050R00	50	22	45	40	9	7	1,3	✓	0,32
2J1P063R01	63	22	55	40	9	6	1,0	✓	0,55
2J1P063R00	63	22	55	40	9	8	1,0	✓	0,55
2J1P080R00	80	27	70	50	9	10	0,6	✓	1,25
2J1P100R00	100	32	85	50	9	12	0,5	✓	1,95

SPARE PARTS
 ACCESSOIRES



SM25-064-00 (1,1Nm) DS-T08S

① = Insert screw / Vis de serrage plaquette ② = Screw driver / Tournevis



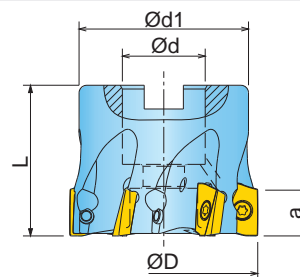
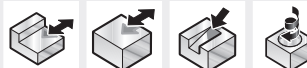
Designation Réf. de l'article	fz(min/max)	Design Exécution	Grade Nuance	IN10K	IN0560	IN2035	IN2504	IN2505	IN2530	IN4030	IN90D
BOMT09T304R	0,10/0,15	positive geometry R0,4 / Géométrie positive R 0,4				●	●	●	●	●	
BOMT09T308R	0,10/0,15	positive geometry R0,8 / Géométrie positive R 0,8				●	●	●	●	●	
BOMT09T316R ¹⁾	0,10/0,15	positive geometry R1,6 / Géométrie positive R 1,6				●	●	●	●	●	
BOMT09T320R ¹⁾	0,10/0,15	positive geometry R2,0 / Géométrie positive R 2,0				●	●	●	●	●	
BOMT09T331R ¹⁾	0,10/0,15	positive geometry R3,1 / Géométrie positive R 3,1				●	●	●	●	●	
BOCT09T304FR-P	0,05/0,20	non-ferrous geometry, polished R0,4 / Géo. pour mat. non fer., polie R0,4	●								
BOCT09T308FR-P	0,05/0,20	non-ferrous geometry, polished R0,8 / Géo. pour mat. non fer., polie R0,8	●								
BOMT09T304R-DT1	0,05/0,20	with short PCD-tip R0,4 / avec insert PCD version courte R0,4									●
BOMT09T304R-DT2	0,05/0,20	with long PCD-tip R0,4 / avec insert PCD version longue R0,4									●
BODT09T304R	0,05/0,15	ground finishing geometry R0,4 / Géométrie de finition affûtée R0,4		●			●				
BODT09T304R-001	0,05/0,15	finishing geometry, short R0,4 / Géométrie de finition, courte R0,4		●			●				
BODT09T308R	0,05/0,15	ground finishing geometry R0,8 / Géométrie de finition affûtée R0,8		●			●				
BODT09T308R-001	0,05/0,15	finishing geometry, short R0,8 / Géométrie de finition, courte R0,8		●			●				
BODT09T320R-001	0,05/0,15	finishing geometry, short R2,0 / Géométrie de finition, courte R2,0		●			●				
ZOMT09T304R ²⁾	0,10/0,15	chip splitter geometry R0,4 / Géométrie avec brise-copeaux R0,4				●		●	●	●	

● = P ● = M ● = K ● = N ● = S ○ = H

¹⁾ Cutter body has to be modified / Modifier le corps de fraise; ²⁾ Best results are achieved on tools with an even number of teeth. Please mount inserts alternating. / Les meilleurs résultats sont obtenus avec une fraise ayant un nombre de dents pair. Merci de monter les arêtes de manière alternée.

HIPOPOS⁺™ SHOULDER-TYPE FACE MILL 2J1R
 FRAISE À SURFACER-DRESSER 2J1R

ADAPTION ACC. TO DIN 8030
 ATTACHEMENT DIN 8030



Designation
 Réf. de l'article

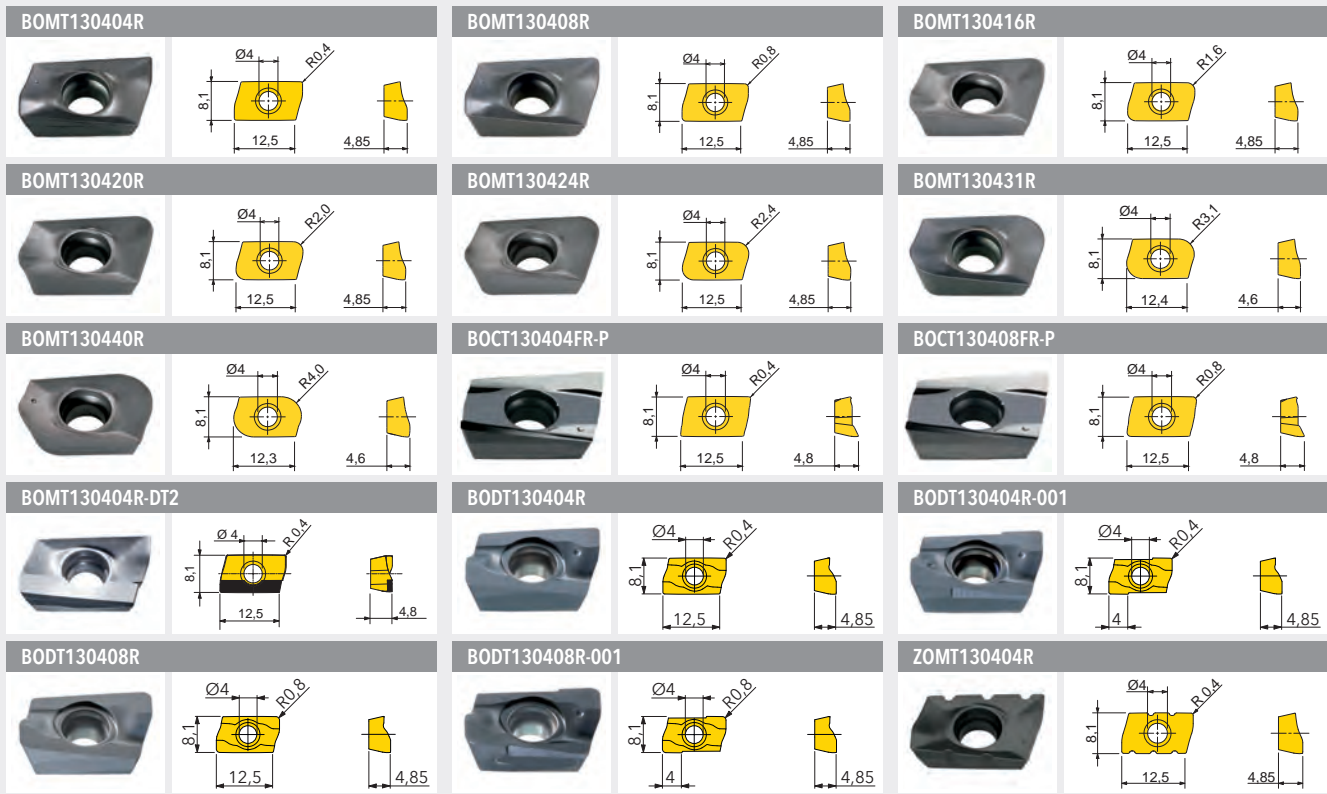
Designation Réf. de l'article	D	d	d1	L	a	Z			
2J1R035R00	35	16	30	35	12	4	4,2	✓	0,10
2J1R040R02	40	16	38	40	12	4	3,2	✓	0,22
2J1R040R00	40	16	38	40	12	5	3,2	✓	0,21
2J1R040R03	40	22	38	40	12	4	3,2	✓	0,18
2J1R040R01	40	22	38	40	12	5	3,2	✓	0,18
2J1R050R01	50	22	45	40	12	4	2,1	✓	0,29
2J1R050R00	50	22	45	40	12	6	2,1	✓	0,30
2J1R052R00	52	22	40	50	12	5	2,0	✓	0,37
2J1R063R01	63	22	55	40	12	6	1,4	✓	0,54
2J1R063R00	63	22	55	40	12	7	1,4	✓	0,54
2J1R066R00	66	27	48	50	12	6	1,2	✓	0,60
2J1R080R01	80	27	70	50	12	6	1,0	✓	1,21
2J1R080R00	80	27	70	50	12	9	1,0	✓	1,20
2J1R085R00	85	27	70	50	12	7	0,9	✓	1,33
2J1R100R01	100	32	85	50	12	8	0,8	✓	1,88
2J1R100R00	100	32	85	50	12	11	0,8	✓	1,89
2J1R125R01	125	40	100	63	12	10	0,6	✓	3,70
2J1R125R00	125	40	100	63	12	13	0,6	✓	3,76

SPARE PARTS
 ACCESSOIRES



SM35-088-10 (3,0Nm) DS-T10S

① = Insert screw / Vis de serrage plaquette ② = Screw driver / Tournevis



Designation Réf. de l'article	fz(min/max)	Design Execution	Grade Nuance	IN10K	IN0560	IN2035	IN2504	IN2505	IN2530	IN4030	IN90D
BOMT130404R	0,12/0,20	positive geometry R0,4 / Géométrie positive R 0,4				●	●	●	●	●	
BOMT130408R	0,12/0,20	positive geometry R0,8 / Géométrie positive R 0,8				●	●	●	●	●	
BOMT130416R	0,12/0,20	positive geometry R1,6 / Géométrie positive R 1,6					●	●	●	●	
BOMT130420R	0,12/0,20	positive geometry R2,0 / Géométrie positive R 2,0					●	●	●	●	
BOMT130424R ¹⁾	0,12/0,20	positive geometry R2,4 / Géométrie positive R 2,4					●	●	●	●	
BOMT130431R ¹⁾	0,12/0,20	positive geometry R3,1 / Géométrie positive R 3,1				●	●	●	●	●	
BOMT130440R ¹⁾	0,12/0,20	positive geometry R4,0 / Géométrie positive R 4,0					●	●	●	●	
BOCT130404FR-P	0,05/0,25	non-ferrous geometry, polished R0,4 / Géo. pour mat. non fer., polie R0,4	●								
BOCT130408FR-P	0,05/0,25	non-ferrous geometry, polished R0,8 / Géo. pour mat. non fer., polie R0,8	●								
BOMT130404R-DT2	0,05/0,25	with long PCD-tip R0,4 / avec insert PCD version longue R0,4									●
BODT130404R	0,05/0,20	ground finishing geometry R0,4 / Géométrie de finition affûtée R0,4		●			●				
BODT130404R-001	0,05/0,20	finishing geometry, short R0,4 / Géométrie de finition, courte R0,4		●			●				
BODT130408R	0,05/0,20	ground finishing geometry R0,8 / Géométrie de finition affûtée R0,8		●			●				
BODT130408R-001	0,05/0,20	finishing geometry, short R0,8 / Géométrie de finition, courte R0,8		●			●				
ZOMT130404R ²⁾	0,12/0,20	chip splitter geometry R0,4 / Géométrie avec brise-copeaux R0,4				●		●	●	●	

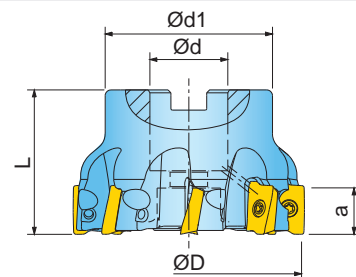
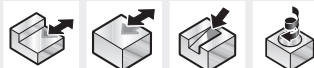
● = P ● = M ● = K ● = N ● = S ○ = H

¹⁾ Cutter body has to be modified / Modifier le corps de fraise; ²⁾ Best results are achieved on tools with an even number of teeth. Please mount inserts alternating. / Les meilleurs résultats sont obtenus avec une fraise ayant un nombre de dents pair. Merci de monter les arêtes de manière alternée.

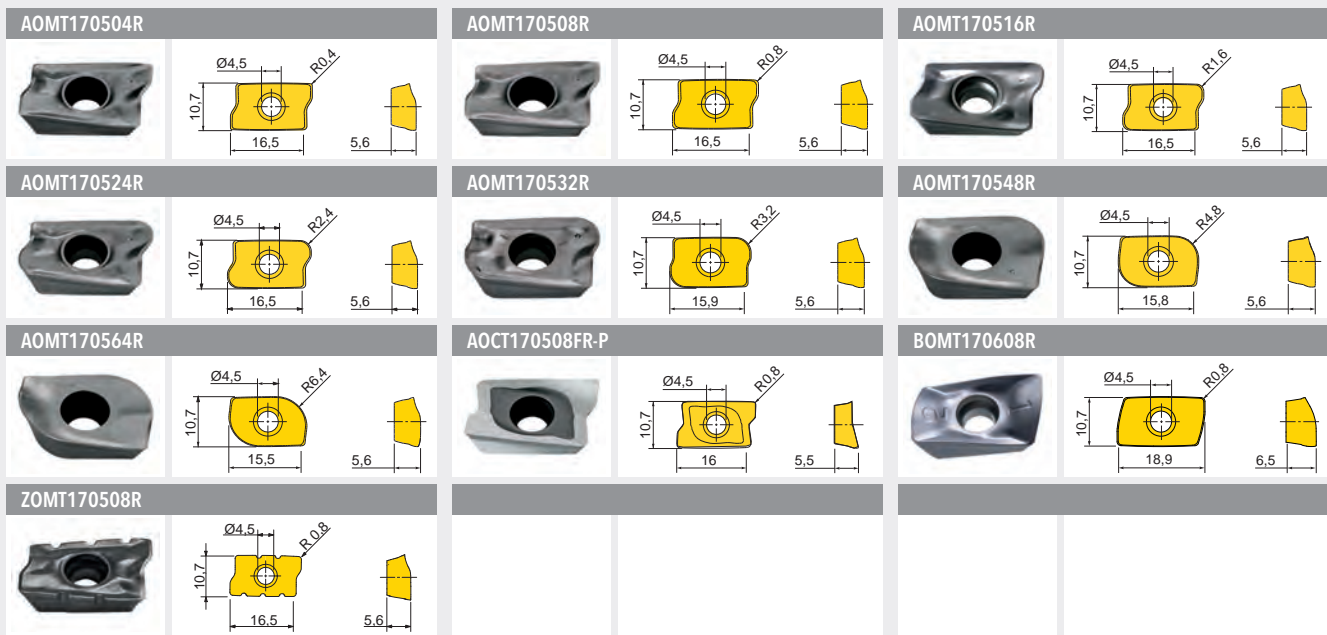


HIPOPOS⁺™ SHOULDER-TYPE FACE MILL 2J1G
 FRAISE À SURFACER-DRESSER 2J1G

ADAPTION ACC. TO DIN 8030
 ATTACHEMENT DIN 8030



Designation Réf. de l'article	D	d	d1	L	a	Z			
2J1G040R00	40	16	30	40	16	3	5,0	✓	0,15
2J1G050R00	50	22	45	40	16	4	4,4	✓	0,23
2J1G050R01	50	22	45	40	16	5	4,4	✓	0,40
2J1G063R00	63	22	55	40	16	5	3,2	✓	0,59
2J1G063R01	63	22	55	40	16	6	3,2	✓	0,52
2J1G080R00	80	27	70	50	16	6	2,3	✓	1,12
2J1G080R01	80	27	70	50	16	8	2,3	✓	1,12
2J1G100R00	100	32	85	50	16	6	1,8	✓	1,92
2J1G100R01	100	32	85	50	16	9	1,8	✓	1,80
2J1G125R00	125	40	100	63	16	7	1,4		3,48
2J1G160R00	160	40	100	63	16	8	0,7		5,30



Designation Réf. de l'article	fz(min/max)	Design Execution	Grade Nuance	IN10K	IN2035	IN2504	IN2505	IN2510	IN2530	IN4030
AOMT170504R	0,18/0,30	positive geometry R0,4 / Géométrie positive R0,4					●	●	●	
AOMT170508R	0,18/0,30	positive geometry R0,8 / Géométrie positive R0,8				●	●	●	●	●
AOMT170516R	0,18/0,30	positive geometry R1,6 / Géométrie positive R1,6					●	●	●	
AOMT170524R ¹⁾	0,18/0,30	positive geometry R2,4 / Géométrie positive R2,4					●	●	●	
AOMT170532R ¹⁾	0,18/0,30	positive geometry R3,2 / Géométrie positive R3,2					●	●	●	
AOMT170548R ¹⁾	0,18/0,30	positive geometry R4,8 / Géométrie positive R4,8					●	●	●	
AOMT170564R ¹⁾	0,18/0,30	positive geometry R6,4 / Géométrie positive R6,4					●	●	●	
AOCT170508FR-P	0,05/0,30	non-ferrous geometry, polished R0,8 / Géo. pour mat. non fer., polie R0,8	●							
BOMT170608R	0,15/0,30	positive geometry R0,8 / Géométrie positive R0,8		●	●	●	●	●	●	●
ZOMT170508R ²⁾	0,18/0,30	chip splitter geometry R0,8 / Géométrie avec brise-copeaux R0,8		●			●	●	●	●

● = P ● = M ● = K ● = N ● = S ○ = H

¹⁾ Cutter body has to be modified / Modifier le corps de fraise; ²⁾ Best results are achieved on tools with an even number of teeth. Please mount inserts alternating. / Les meilleurs résultats sont obtenus avec une fraise ayant un nombre de dents pair. Merci de monter les arêtes de manière alternée.

SPARE PARTS
ACCESSOIRES



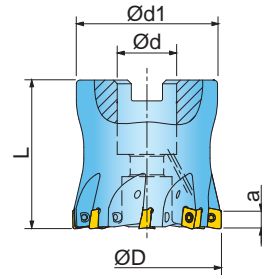
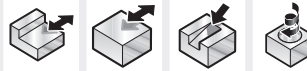
SM40-093-20 (4,5Nm) DS-T15S

① = Insert screw / Vis de serrage plaquette ② = Screw driver / Tournevis

DIPOSOTETRA™ SHOULDER-TYPE FACE MILL TJ1C

FRAISE À SURFACER-DRESSER TJ1C

ADAPTION ACC. TO DIN 8030
ATTACHEMENT DIN 8030



Designation Réf. de l'article	D	d	d1	L	a	Z			
TJ1C032R00	32	16	30	32	4,7	7	1,6	✓	0,13
TJ1C040R00	40	16	38	40	4,7	8	1,2	✓	0,24

ENHU050304R			ENHU050304R-PH								
Designation Réf. de l'article	fz(min/max)	Design Execution	Grade Nuance	IN2505	IN2530						
ENHU050304R	0,06/0,18	positive geometry R0,4 / Géométrie positive R0,4									
ENHU050304R-PH	0,05/0,12	high-positive geometry R0,4 / Géométrie très positive R0,4									

● = P ● = M ● = K ● = N ● = S ○ = H

SPARE PARTS ACCESSOIRES		
	①	②

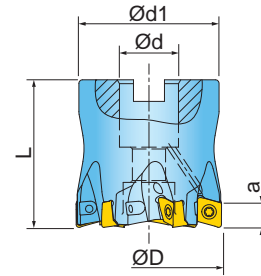
SM20-043-00 (0,7Nm) DS-TP06S (TX-Plus)

① = Insert screw / Vis de serrage plaquette ② = Screw driver / Tournevis

DIPOSOTETRA™ SHOULDER-TYPE FACE MILL TJ1D

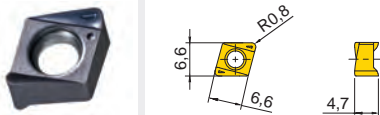
FRAISE À SURFACER-DRESSER TJ1D

ADAPTION ACC. TO DIN 8030
ATTACHEMENT DIN 8030

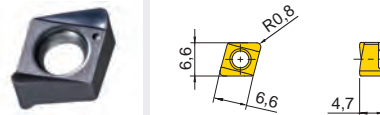


Designation Réf. de l'article	D	d	d1	L	a	Z			
TJ1D032R00	32	16	30	32	6	5	3,5	✓	0,12
TJ1D032R01	32	16	30	32	6	4	3,5	✓	0,09
TJ1D040R00	40	16	38	40	6	6	2,6	✓	0,24
TJ1D040R01	40	16	38	40	6	5	2,6	✓	0,24
TJ1D050R00	50	22	45	40	6	7	2,0	✓	0,33
TJ1D050R01	50	22	45	40	6	6	2,0	✓	0,33
TJ1D063R00	63	22	47	40	6	8	1,5	✓	0,47
TJ1D063R01	63	22	47	40	6	7	1,5	✓	0,48

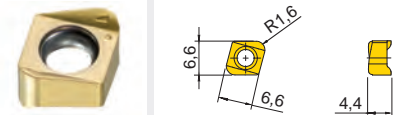
MNHU060308R



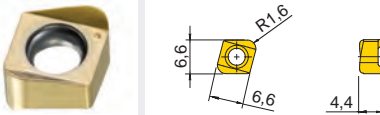
MNHU060308R-PH



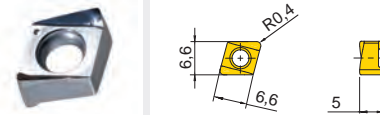
MNHU060316R



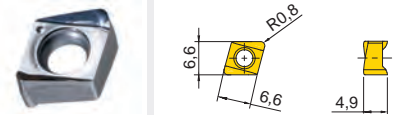
MNHU060316R-PH



MNCU060304FR-P



MNCU060308FR-P



Designation Réf. de l'article	fz(min/max)	Design Execution	Grade Nuance	IN10K	IN2035	IN2505	IN2510	IN2530			
MNHU060308R	0,07/0,15	positive geometry R0,8 / Géométrie positive R0,8									
MNHU060308R-PH	0,05/0,10	high-positive geometry R0,8 / Géométrie très positive R0,8									
MNHU060316R ¹⁾	0,07/0,15	positive geometry R1,6 / Géométrie positive R1,6									
MNHU060316R-PH ¹⁾	0,05/0,10	high-positive geometry R1,6 / Géométrie très positive R1,6									
MNCU060304FR-P	0,05/0,15	non-ferrous geometry, polished R0,4 / Géo. pour mat. non fer., polie R0,4									
MNCU060308FR-P	0,05/0,15	non-ferrous geometry, polished R0,8 / Géo. pour mat. non fer., polie R0,8									

¹⁾ Cutter body has to be modified / Modifier le corps de fraise

= P = M = K = N = S = H

SPARE PARTS ACCESSOIRES

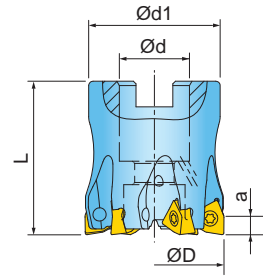
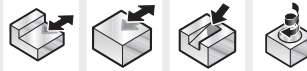


SM30-068-30 (1,1Nm) DS-T08S

① = Insert screw / Vis de serrage plaquette ② = Screw driver / Tournevis

DIPOSOHEXA™ SHOULDER-TYPE FACE MILL WJ_D FRAISE À SURFACER-DRESSER WJ_D

ADAPTION ACC. TO DIN 8030
ATTACHEMENT DIN 8030



Designation Réf. de l'article	D	d	d1	L	a	Z			
WJ5D032R00 ¹⁾	32	16	30	35	3,8	6	1,5	✓	0,13
WJ5D040R01 ¹⁾	40	16	30	40	3,8	7	2,1	✓	0,18
WJ6D040R01	40	16	30	40	3,8	5	2,1	✓	0,18
WJ5D040R00 ¹⁾	40	22	38	40	3,8	7	2,1	✓	0,23
WJ6D040R00	40	22	38	40	3,8	5	2,1	✓	0,23
WJ5D050R00 ¹⁾	50	22	45	40	3,8	9	2,5	✓	0,35
WJ6D050R00	50	22	45	40	3,8	6	2,5	✓	0,36
WJ5D063R00 ¹⁾	63	22	55	40	3,8	11	2,4	✓	0,62
WJ6D063R00	63	22	55	40	3,8	8	2,4	✓	0,61

¹⁾Narrow spacing (only for short chip producing materials) / Pas réduit (pour matières à copeaux courts)

WNMU04T302N	WNMU04T304N	WNCU04T302FN-P
 Ø 3.1 Ø 6.25 R0,2 4,05	 Ø 3.1 Ø 6.25 R0,4 4	 Ø 3.1 Ø 6.25 R0,2 4,05
WNCU04T304FN-P	WNCU04T308FN-P	
 Ø 3.1 Ø 6.25 R0,4 4	 Ø 3.1 Ø 6.25 R0,8 3,85	

Designation Réf. de l'article	fz(min/max)	Design Execution	Grade Nuance	IN10K	IN2035	IN2504	IN2505	IN2530	IN4030
WNMU04T302N	0,07/0,18	positive geometry R0,2 / Géométrie positive R0,2							
WNMU04T304N	0,07/0,18	positive geometry R0,4 / Géométrie positive R0,4							
WNCU04T302FN-P	0,05/0,20	non-ferrous geometry R0,2 / Géométrie pour mat. non fer. R0,2							
WNCU04T304FN-P	0,05/0,20	non-ferrous geometry R0,4 / Géométrie pour mat. non fer. R0,4							
WNCU04T308FN-P	0,05/0,20	non-ferrous geometry R0,8 / Géométrie pour mat. non fer. R0,8							

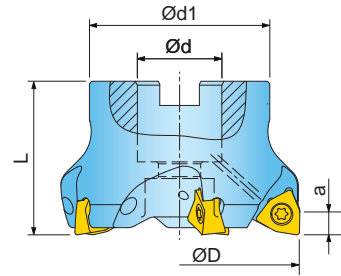
● = P ● = M ● = K ● = N ● = S ○ = H



SM25-064-00 (1,1Nm) DS-T08S

① = Insert screw / Vis de serrage plaquette ② = Screw driver / Tournevis

ADAPTION ACC. TO DIN 8030
 ATTACHEMENT DIN 8030



Designation Réf. de l'article	D	d	d1	L	a	Z			
WJ5F040R00 ¹⁾	40	16	38	40	5,8	4	1,8	✓	0,22
WJ6F050R00	50	22	45	40	5,8	4	1,7	✓	0,32
WJ5F050R00 ¹⁾	50	22	45	40	5,8	6	1,7	✓	0,31
WJ6F063R00	63	22	47	40	5,8	5	2,6	✓	0,45
WJ5F063R00 ¹⁾	63	22	47	40	5,8	7	2,6	✓	0,46
WJ6F080R00	80	27	58	50	5,8	7	2,9	✓	0,94
WJ5F080R00 ¹⁾	80	27	58	50	5,8	9	2,9	✓	0,94
WJ6F100R00	100	32	85	50	5,8	8	2,2	✓	1,80
WJ5F100R00 ¹⁾	100	32	85	50	5,8	11	2,2	✓	1,80
WJ6F125R00	125	40	85	63	5,8	10	1,3	✓	2,87
WJ5F125R00 ¹⁾	125	40	85	63	5,8	14	1,3	✓	2,87

¹⁾Narrow spacing (only for short chip producing materials) / Pas réduit (pour matières à copeaux courts)

Designation Réf. de l'article	fz(min/max)	Design Execution	Grade Nuance	IN10K	IN2035	IN2504	IN2505	IN2530	IN4030
WNUMU060604N	0,13/0,35	positive geometry R0,4 / Géométrie positive R 0,4							
WNUMU060608N	0,13/0,35	positive geometry R0,8 / Géométrie positive R0,8							
WNCU060604FN-P	0,05/0,35	non-ferrous geometry R0,4 / Géo. pour mat. non fer. R0,4							
WNCU060608FN-P	0,05/0,35	non-ferrous geometry R0,8 / Géo. pour mat. non fer. R0,8							
WNCU060616FN-P	0,05/0,35	non-ferrous geometry R1,6 / Géo. pour mat. non fer. R1,6							

● = P ● = M ● = K ● = N ● = S ○ = H

SPARE PARTS
 ACCESSOIRES

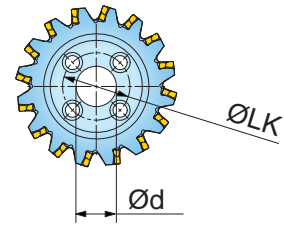
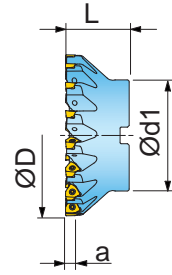
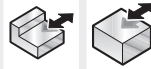


SM35-088-60 (3,0Nm) DS-T10S

① = Insert screw / Vis de serrage plaquette ② = Screw driver / Tournevis

DIPOS HEXA™ SHOULDER-TYPE FACE MILL DJ_P FRAISE À SURFACER-DRESSER DJ_P

ADAPTION ACC. TO DIN 8030
ATTACHEMENT DIN 8030



Designation Réf. de l'article	D	d	d1	LK	L	a	Z		
DJ6P050R00	50	22	45	-	40	9,2	4	✓	0,31
DJ5P050R00 ¹⁾	50	22	45	-	40	9,2	5	✓	0,35
DJ6P063R00	63	22	47	-	40	9,2	5	✓	0,46
DJ5P063R00 ¹⁾	63	22	47	-	40	9,2	7	✓	0,51
DJ6P080R00	80	27	58	-	50	9,2	6	✓	0,95
DJ5P080R00 ¹⁾	80	27	58	-	50	9,2	9	✓	1,07
DJ6P100R00	100	32	85	-	50	9,2	7	✓	1,40
DJ5P100R00 ¹⁾	100	32	85	-	50	9,2	11	✓	1,90
DJ6P125R00	125	40	85	-	63	9,2	9	✓	3,04
DJ5P125R00 ¹⁾	125	40	85	-	63	9,2	14	✓	3,15
DJ6P160R00	160	40	110	66,7	63	9,2	11		3,86
DJ5P160R00 ¹⁾	160	40	110	66,7	63	9,2	16		4,29

¹⁾Narrow spacing (only for short chip producing materials) / Pas réduit (pour matières à copeaux courts)

WNGU130604R	WNGU130608R	WNGU130616R
 Ø5 Ø13,05 R0,4 6,7	 Ø5 Ø13,05 R0,8 6,7	 Ø5 Ø13,05 R1,6 6,7
WNGU130604FR-P	WNGU130608FR-P	
 Ø5 Ø12,9 R0,4 6,8	 Ø5 Ø12,9 R0,8 6,8	

Designation Réf. de l'article	fz(min/max)	Design Execution	Grade Nuance	IN10K	IN2504	IN2505	IN2510	IN2530		
WNGU130604R	0,10/0,25	positive geometry R0,4 / Géométrie positive R0,4								
WNGU130608R	0,10/0,25	positive geometry R0,8 / Géométrie positive R0,8								
WNGU130616R	0,10/0,25	positive geometry R1,6 / Géométrie positive R1,6								
WNGU130604FR-P	0,05/0,40	non-ferrous geometry, polished R0,4 / Géo. pour mat. non fer., polie R0,4								
WNGU130608FR-P	0,05/0,40	non-ferrous geometry, polished R0,8 / Géo. pour mat. non fer., polie R0,8								

● = P ● = M ● = K ● = N ● = S ○ = H

SPARE PARTS
ACCESSOIRES



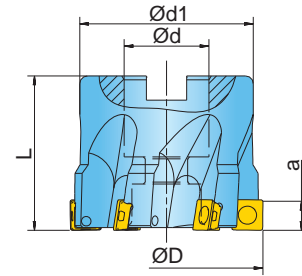
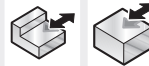
SM40-100-R0 (4,5Nm) DS-T15T



① = Insert screw / Vis de serrage plaquette ② = Screw driver / Tournevis

HIPOSSQUAD™ SHOULDER-TYPE FACE MILL 5J1E






FRAISE À SURFACER-DRESSER 5J1E

ADAPTION ACC. TO DIN 8030
ATTACHEMENT DIN 8030



Designation Réf. de l'article	D	d	d1	L	a	Z		 kg
5J1E040R00	40	22	38	40	7,5	5	1,5	0,21
5J1E050R00	50	22	45	40	7,5	6	1,2	0,34
5J1E063R00	63	22	55	40	7,5	5	1,0	0,56
5J1E063R01 ¹⁾	63	22	55	40	7,5	7	1,0	0,59
5J1E080R00	80	27	70	50	7,5	7	0,5	1,26
5J1E080R01 ¹⁾	80	27	70	50	7,5	9	0,5	1,25

¹⁾Narrow spacing (only for short chip producing materials) / Pas réduit (pour matières à copeaux courts)

Designation Réf. de l'article	fz(min/max)	Design Execution	Grade Nuance	IN05S	IN2505	IN4030					
SDMT080305N	0,13/0,17	positive geometry R0,5 / Géométrie positive R0,5									
SDMW080305TN	0,13/0,20	neutral geometry, K-land R0,5 / Géo. neutre avec chan. d'arête R0,5									
SDCT080305FN-P	0,05/0,20	non-ferrous geometry, polished R0,5 / Géo. pour mat. non fer., polie R0,5									
SDMW080305TN-W	0,13/0,20	wiper insert R0,5 / Plaquette racleuse R0,5									

● = P ● = M ● = K ● = N ● = S ○ = H

SPARE PARTS
ACCESSOIRES

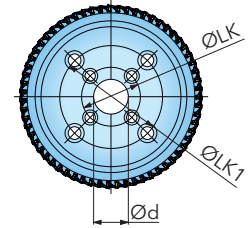
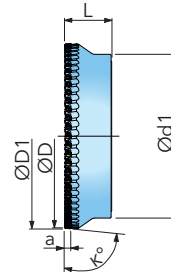


SM30-065-00 (2,0Nm) DS-T09S

① = Insert screw / Vis de serrage plaquette ② = Screw driver / Tournevis

ISOPLUS™ SHOULDER-TYPE FACE MILL DK1G
FRAISE À SURFACER-DRESSER DK1G

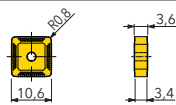
ADAPTION ACC. TO DIN 8030
 ATTACHEMENT DIN 8030



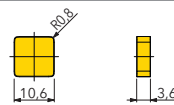
Designation Réf. de l'article	D	D1	d	d1	LK	LK1	L	κ	a	Z		
DK1G040R00	40	41,4	16	30	-	-	40	85,5	8,3	6	✓	0,27
DK1G050R00	50	51,4	22	45	-	-	40	85,5	8,3	8	✓	0,45
DK1G063R00	63	64,4	22	47	-	-	40	85,5	8,3	11	✓	0,60
DK1G080R00	80	81,4	27	58	-	-	50	85,5	8,3	15	✓	1,35
DK1G100R00	100	101,4	32	85	-	-	50	85,5	8,3	19	✓	2,35
DK1G125R00	125	126,3	40	100	-	-	63	85,5	8,3	23	✓	4,50
DK1G160R00	160	161,3	40	130	66,7	-	63	85,5	8,3	31		5,50
DK1G200R00	200	201,3	60	160	101,6	-	63	85,5	8,3	39		9,60
DK1G250R00	250	251,3	60	190	101,6	-	63	85,5	8,3	51		12,95
DK1G315R00	315	316,3	60	255	101,6	177,8	80	85,5	8,3	63		24,05

for using internal coolant mount the locking wedge 2M0408R01. / -

SNCG11T308TN-HR



SNCN11T308TN



Designation Réf. de l'article	fz(min/max)	Design Execution	Grade Nuance	IN2035	IN2504	IN4005	IN4030	IN70N			
SNCG11T308TN-HR	0,10/0,25	positive geometry R0,8 / Géométrie positive R0,8									
SNCN11T308TN	0,10/0,25	neutral geometry silicon nitride / Géométrie neutre céramique									

● = P ● = M ● = K ● = N ● = S ○ = H

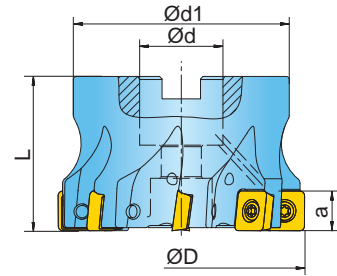

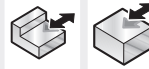
**SPARE PARTS
ACCESSOIRES**



SB040-03 (2,0Nm) DS-T09S 2M0408R02

① = Differential screw / Vis à pas différentiel ② = Screw driver / Tournevis ③ = Locking wedge / Coin de blocage

ADAPTION ACC. TO DIN 8030
 ATTACHEMENT DIN 8030



Designation Réf. de l'article	D	d	d1	L	a	Z			
5J5P050R00	50	22	45	40	11,3	5	3,7	✓	0,30
5J5P063R00	63	22	55	40	11,3	6	2,0	✓	0,48
5J5P080R00	80	27	70	50	11,3	8	1,3	✓	1,06
5J5P100R00	100	32	85	50	11,3	10	1,0	✓	1,70
5J5P125R00	125	40	100	63	11,3	13	0,7	✓	3,20
5J5P160R00	160	40	100	63	11,3	16	0,5	✓	4,42

* fz-values see manual „Cutting Data for Milling & Boring Tools“ / * Valeurs fz voir le manuel "Données de coupe de fraisage et perçage" (Chapitre G_Quad)

SDES130515N 	SDES130515N-001 	SDMS130515R-PH
SDXS130515R-PH 	SDXS130515N-HR 	SDES130532R-001
SDES130540R-001 		

Designation Réf. de l'article	fz(min/max)	Design Execution	Grade Nuance	IN2035	IN2505	IN2530	IN4030	IN4035		
SDES130515N	*/*	neutral geometry, K-land R1,5 / Géométrie neutre avec chan. d'arête R1,5								
SDES130515N-001	*/*	neutral geometry, sharp R1,5 / Géométrie neutre vive R1,5								
SDMS130515R-PH	*/*	positive geometry, chamfered R1,5 / Géométrie positive, renforcée R1,5								
SDXS130515R-PH	*/*	positive geometry, chamfered R1,5 / Géométrie positive, renforcée R1,5								
SDXS130515N-HR	*/*	positive titanium geometry R1,5, K-land / -								
SDES130532R-001	*/*	neutral geometry, sharp R3,2 / Géométrie neutre vive R3,2								
SDES130540R-001 ¹⁾	*/*	neutral geometry, sharp R4,0 / Géométrie neutre vive R4,0								

¹⁾ Cutter body has to be modified / Modifier le corps de fraise

● = P ● = M ● = K ● = N ● = S ○ = H

SPARE PARTS
 ACCESSOIRES

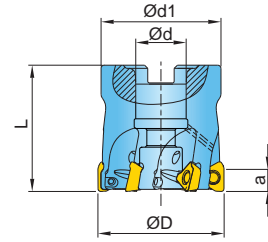
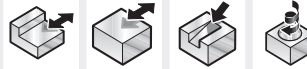


SM40-100-R0 (4,5Nm) DS-T15S

① = Insert screw / Vis de serrage plaquette ② = Screw driver / Tournevis

GOLDOTRIO™ SHOULDER-TYPE FACE MILL KJ_D FRAISE À SURFACER-DRESSER KJ_D

ADAPTION ACC. TO DIN 8030
ATTACHEMENT DIN 8030



Designation Réf. de l'article	D	d	d1	L	a	Z			
KJ5D035R00 ¹⁾	35	16	30	40	7	5	1,6	✓	0,11
KJ6D040R00	40	16	38	40	7	4	1,3	✓	0,22
KJ5D040R00 ¹⁾	40	16	38	40	7	6	1,3	✓	0,30
KJ6D050R00	50	22	45	40	7	5	1,0	✓	0,30
KJ5D050R00 ¹⁾	50	22	45	40	7	7	1,0	✓	0,40
KJ6D063R00	63	22	47	40	7	7	0,8	✓	0,46
KJ5D063R00 ¹⁾	63	22	47	40	7	9	0,8	✓	0,50

¹⁾Narrow spacing (only for short chip producing materials) / Pas réduit (pour matières à copeaux courts)

THLS060404R 	THLS060404R-HR 	THES060404R
THLS060408R 	THLS060408R-HR 	THES060408R
THLS060416R 	THES060404FR-P 	THES060408FR-P

Designation Réf. de l'article	fz(min/max)	Design Execution	Grade Nuance	IN10K	IN0560	IN2035	IN2504	IN2505	IN2510	IN2530	IN4030
THLS060404R	0,08/0,12	positive geometry R0,4 / Géométrie positive R0,4									
THLS060404R-HR	0,08/0,12	high positive geometry R0,4 / Géométrie très positive R0,4									
THES060404R	0,08/0,12	positive geometry, ground R0,4 / Géométrie positive affûtée R0,4									
THLS060408R	0,08/0,12	positive geometry R0,8 / Géométrie positive R0,8									
THLS060408R-HR	0,08/0,12	high positive geometry R0,8 / Géométrie très positive R0,8									
THES060408R	0,08/0,12	positive geometry, ground R0,8 / Géométrie positive affûtée R0,8									
THLS060416R	0,08/0,12	positive geometry R1,6 / Géométrie positive R1,6									
THES060404FR-P	0,05/0,30	non-ferrous geometry, polished R0,4 / Géo. pour mat. non fer., polie R0,4									
THES060408FR-P	0,05/0,30	non-ferrous geometry, polished R0,8 / Géo. pour mat. non fer., polie R0,8									

● = P ● = M ● = K ● = N ● = S ○ = H

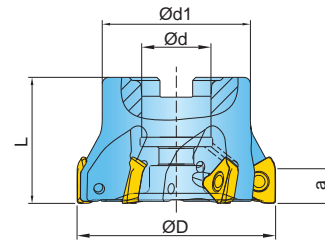
SPARE PARTS
ACCESSOIRES



SM25-065-R0 (1,1Nm) DS-T08S

① = Insert screw / Vis de serrage plaquette ② = Screw driver / Tournevis

ADAPTION ACC. TO DIN 8030
 ATTACHEMENT DIN 8030



Designation Réf. de l'article	D	d	d1	L	a	Z			
KJ6G050R00	50	22	45	40	11	4	1,5	✓	0,27
KJ5G050R00 ¹⁾	50	22	45	40	11	5	1,5	✓	0,30
KJ6G063R00	63	22	47	40	11	4	1,1	✓	0,40
KJ5G063R00 ¹⁾	63	22	47	40	11	6	1,1	✓	0,50
KJ6G080R00	80	27	58	50	11	6	0,8	✓	0,91
KJ5G080R00 ¹⁾	80	27	58	50	11	8	0,8	✓	1,00
KJ6G100R00	100	32	85	50	11	8	0,6	✓	1,78
KJ5G100R00 ¹⁾	100	32	85	50	11	10	0,6	✓	1,90
KJ6G125R00	125	40	85	63	11	9	0,5	✓	2,77
KJ5G125R00 ¹⁾	125	40	85	63	11	12	0,5	✓	3,10

¹⁾Narrow spacing (only for short chip producing materials) / Pas réduit (pour matières à copeaux courts)

THS100504R 	THLS100508R 	THS100508R-HR
THS100508R 	THLS100516R 	THS100516R
THLS100524R 	THS100504FR-P 	THS100508FR-P

Designation Réf. de l'article	fz(min/max)	Design Execution	Grade Nuance	IN10K	IN0560	IN2035	IN2504	IN2505	IN2510	IN2530	IN4030
THS100504R	0,10/0,20	positive geometry, ground R0,4 / Géométrie positive affûtée R0,4									
THLS100508R	0,10/0,20	positive geometry R0,8 / Géométrie positive R0,8									
THS100508R-HR	0,08/0,20	high positive geometry R0,8 / Géométrie très positive R0,8									
THS100508R	0,10/0,20	positive geometry, ground R0,8 / Géométrie positive affûtée R0,8									
THLS100516R	0,10/0,20	positive geometry R1,6 / Géométrie positive R1,6									
THS100516R	0,10/0,20	positive geometry, ground R1,6 / Géométrie positive affûtée R1,6									
THLS100524R	0,10/0,20	positive geometry R2,4 / Géométrie positive R2,4									
THS100504FR-P	0,05/0,35	non-ferrous geometry, polished R0,4 / Géo. pour mat. non fer., polie R0,4	●								
THS100508FR-P	0,05/0,35	non-ferrous geometry, polished R0,8 / Géo. pour mat. non fer., polie R0,8	●								

● = P ● = M ● = K ● = N ● = S ○ = H

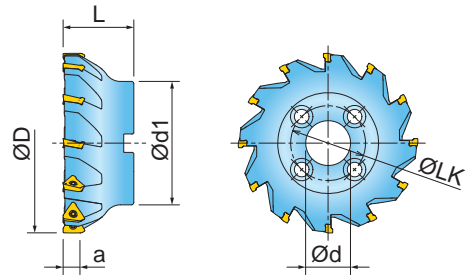

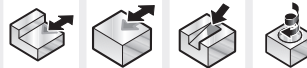


SM40-100-R0 (4,5Nm) DS-T15S

① = Insert screw / Vis de serrage plaquette ② = Screw driver / Tournevis

GOLDOTRIO™ SHOULDER-TYPE FACE MILL KJ_P FRAISE À SURFACER-DRESSER KJ_P

ADAPTION ACC. TO DIN 8030
ATTACHEMENT DIN 8030



Designation Réf. de l'article	D	d	d1	LK	L	a	Z			
KJ6P063R00	63	22	47	-	40	15	4	1,7	✓	0,40
KJ5P063R00 ¹⁾	63	22	47	-	40	15	6	1,7	✓	0,93
KJ6P080R00	80	27	58	-	50	15	5	1,3	✓	0,89
KJ5P080R00 ¹⁾	80	27	58	-	50	15	7	1,3	✓	0,95
KJ6P100R00	100	32	85	-	50	15	6	1,0	✓	1,71
KJ5P100R00 ¹⁾	100	32	85	-	50	15	8	1,0	✓	2,56
KJ6P125R00	125	40	85	-	63	15	8	0,8	✓	2,86
KJ5P125R00 ¹⁾	125	40	85	-	63	15	10	0,8	✓	3,10
KJ6P160R00	160	40	110	66,7	63	15	9	0,6		3,91
KJ5P160R00 ¹⁾	160	40	110	66,7	63	15	12	0,6		4,33

¹⁾Narrow spacing (only for short chip producing materials) / Pas réduit (pour matières à copeaux courts)

THLS130608R 	THLS130608R-HR 	THES130608R
THLS130616R 	THLS130624R 	THLS130632R
THES130608FR-P 		

Designation Réf. de l'article	fz(min/max)	Design Execution	Grade Nuance	IN10K	IN2035	IN2504	IN2505	IN2530	IN4030		
THLS130608R	0,10/0,25	positive geometry R0,8 / Géométrie positive R0,8									
THLS130608R-HR	0,08/0,25	high positive geometry R0,8 / Géométrie très positive R0,8									
THES130608R	0,10/0,25	positive geometry, ground R0,8 / Géométrie positive affûtée R0,8									
THLS130616R	0,10/0,25	positive geometry R1,6 / Géométrie positive R1,6									
THLS130624R	0,10/0,25	positive geometry R2,4 / Géométrie positive R2,4									
THLS130632R	0,10/0,25	positive geometry R3,2 / Géométrie positive R3,2									
THES130608FR-P	0,05/0,40	non-ferrous geometry, polished R0,8 / Géo. pour mat. non fer., polie R0,8									

● = P ● = M ● = K ● = N ● = S ○ = H



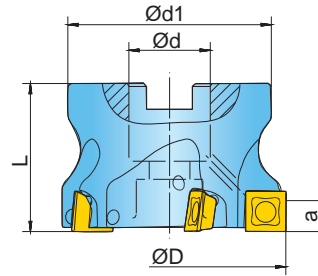
SM45-120-R0 (5,0Nm) DS-T20T

① = Insert screw / Vis de serrage plaquette ② = Screw driver / Tournevis

ALUMINATOR™ SHOULDER-TYPE FACE MILL 5H6G

FRAISE À SURFACER-DRESSER 5H6G

ADAPTION ACC. TO DIN 8030
ATTACHEMENT DIN 8030



Designation Réf. de l'article	D	d	d1	L	a	Z			
5H6G050R00	50	22	45	40	8,4	4	2,0	✓	0,24
5H6G063R00	63	22	55	40	8,4	5	1,0	✓	0,45
5H6G080R00	80	27	70	50	8,4	7	0,5	✓	1,08
5H6G100R00	100	32	85	50	8,4	9	0,5	✓	1,72

SHET110502FR-P	SHET110505FR-P	SHET110508FR-P
SHET110516FR-P	SHET110524FN-P	SHET110532FN-P
SHET110540FN-P		

Designation Réf. de l'article	fz(min/max)	Design Execution	Grade Nuance	IN15K							
SHET110502FR-P	0,05/0,30	non-ferrous geometry, polished R0,2 / Géo. pour mat. non fer., polie R0,2									
SHET110505FR-P	0,05/0,30	non-ferrous geometry, polished R0,5 / Géo. pour mat. non fer., polie R0,5									
SHET110508FR-P	0,05/0,30	non-ferrous geometry, polished R0,8 / Géo. pour mat. non fer., polie R0,8									
SHET110516FR-P	0,05/0,30	non-ferrous geometry, polished R1,6 / Géo. pour mat. non fer., polie R1,6									
SHET110524FN-P	0,05/0,30	non-ferrous geometry, polished R2,4 / Géo. pour mat. non fer., polie R2,4									
SHET110532FN-P	0,05/0,30	non-ferrous geometry, polished R3,2 / Géo. pour mat. non fer., polie R3,2									
SHET110540FN-P	0,05/0,30	non-ferrous geometry, polished R4,0 / Géo. pour mat. non fer., polie R4,0									

● = P ● = M ● = K ● = N ● = S ○ = H

SPARE PARTS
ACCESSOIRES

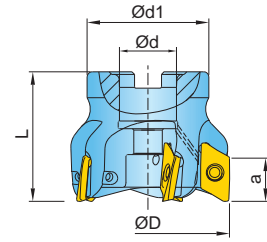


SM40-093-20 (4,5Nm) DS-T15S

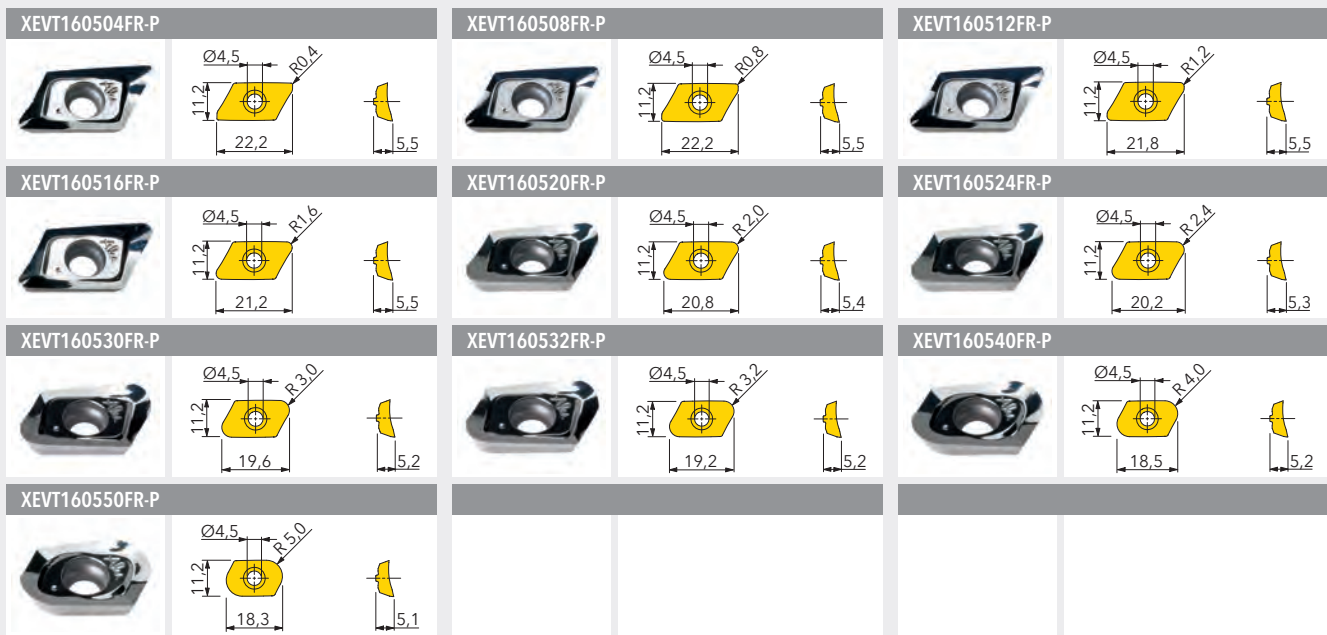
① = Insert screw / Vis de serrage plaquette ② = Screw driver / Tournevis

HIPOS^oALU™ SHOULDER-TYPE FACE MILL AX2K
 FRAISE À SURFACER-DRESSER AX2K

ADAPTION ACC. TO DIN 8030
 ATTACHEMENT DIN 8030



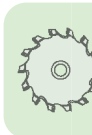
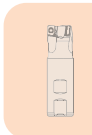
Designation Réf. de l'article	D	d	d1	L	a	Z			
AX2K040R00	40	16	38	50	16	3	10	✓	0,21
AX2K050R00	50	22	45	50	16	4	7,5	✓	0,30
AX2K063R00	63	22	47	50	16	5	5,5	✓	0,50
AX2K080R00	80	27	58	50	16	5	4,5	✓	0,82
AX2K100R00	100	32	66	63	16	6	3,3	✓	1,50
AX2K125R00	125	40	85	63	16	7	2,5	✓	2,50



Designation Réf. de l'article	fz(min/max)	Design Execution	Grade Nuance	IN10K							
XEVT160504FR-P	0,05/0,35	non-ferrous geometry, polished R0,4 / Géo. pour mat. non fer., polie R0,4									
XEVT160508FR-P	0,05/0,35	non-ferrous geometry, polished R0,8 / Géo. pour mat. non fer., polie R0,8									
XEVT160512FR-P	0,05/0,35	non-ferrous geometry, polished R1,2 / Géo. pour mat. non fer., polie R1,2									
XEVT160516FR-P	0,05/0,35	non-ferrous geometry, polished R1,6 / Géo. pour mat. non fer., polie R1,6									
XEVT160520FR-P	0,05/0,35	non-ferrous geometry, polished R2,0 / Géo. pour mat. non fer., polie R2,0									
XEVT160524FR-P	0,05/0,35	non-ferrous geometry, polished R2,4 / Géo. pour mat. non fer., polie R2,4									
XEVT160530FR-P	0,05/0,35	non-ferrous geometry, polished R3,0 / Géo. pour mat. non fer., polie R3,0									
XEVT160532FR-P	0,05/0,35	non-ferrous geometry, polished R3,2 / Géo. pour mat. non fer., polie R3,2									
XEVT160540FR-P¹⁾	0,05/0,35	non-ferrous geometry, polished R4,0 / Géo. pour mat. non fer., polie R4,0									
XEVT160550FR-P¹⁾	0,05/0,35	non-ferrous geometry, polished R5,0 / Géo. pour mat. non fer., polie R5,0									

¹⁾ Cutter body has to be modified / Modifier le corps de fraise

● = P ● = M ● = K ● = N ● = S ○ = H



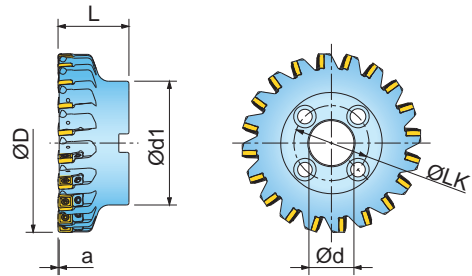
SPARE PARTS
ACCESSOIRES



SM40-093-21 (4,5Nm) DS-T15T

① = Insert screw / Vis de serrage plaquette ② = Screw driver / Tournevis

ADAPTION ACC. TO DIN 8030
 ATTACHEMENT DIN 8030



Designation Réf. de l'article	D	d	d1	LK	L	a	Z		
DJ1H050R00	50	22	45	-	50	0,5-1	3	✓	0,32
DJ1H063R00	63	22	47	-	50	0,5-1	4	✓	0,82
DJ1H080R00	80	27	58	-	50	0,5-1	6	✓	0,82
DJ1H100R01	100	32	66	-	63	0,5-1	8	✓	1,91
DJ1H100R00	100	32	66	-	63	0,5-1	12	✓	2,38
DJ1H125R01	125	40	85	-	63	0,5-1	10		3,60
DJ1H125R00	125	40	85	-	63	0,5-1	16		2,75
DJ1H160R01	160	40	110	66,7	63	0,5-1	12		5,01
DJ1H160R00	160	40	110	101,6	63	0,5-1	20		6,00
DJ1H200R01	200	60	130	101,6	63	0,5-1	16		5,76
DJ1H200R00	200	60	130	101,6	63	0,5-1	24		5,77
DJ1H250R00	250	60	160	101,6	63	0,5-1	30		10,50

SNES1204ANN	SNEX120404R-W	SNED120420
SNEV1204ANN-PH	SNED1204ANR-DT	

Designation Réf. de l'article	fz(min/max)	Design Execution	Grade Nuance	IN2504	IN2505	IN2510	IN80B					
SNES1204ANN	0,10/0,50	short wiper finishing edge / wiper court pour la finition										
SNEX120404R-W	0,10/0,50	wiper finishing edge R0,4 / wiper pour la finition R0,4										
SNED120420	0,10/0,50	roughing geometry / géométrie pour ébauche										
SNEV1204ANN-PH	0,10/0,50	positive short wiper finishing edge / wiper court positif pour la finition										
SNED1204ANR-DT	0,10/0,50	CBN wiper finishing edge / wiper pour la finition avec insert CBN										

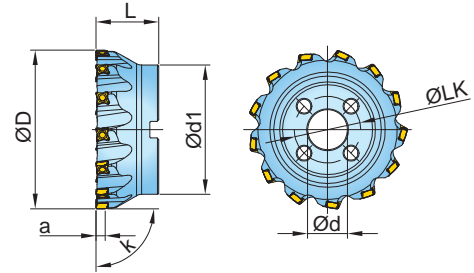
● = P ● = M ● = K ● = N ● = S ○ = H

SPARE PARTS ACCESSOIRES				
	SM35-110-R0 (3,0Nm)	2E-831-01	SB060-10	DS-T15T

① = Insert screw / Vis de serrage plaquelette ② = Wedge / Cale de réglage ③ = Differential screw / Vis à pas différentiel ④ = Screw driver / Tournevis

GOLD•MAX⁸ SHOULDER-TYPE FACE MILL VJ_K
 FRAISE À SURFACER-DRESSER VJ_K

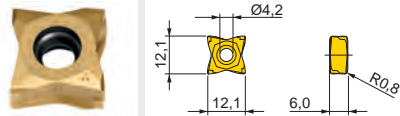
ADAPTION ACC. TO DIN 8030
 ATTACHEMENT DIN 8030



Designation Réf. de l'article	D	d	d1	LK	L	κ	a	Z		
VJ5K050R00 ¹⁾	50	22	45	-	40	90	8,7	6	✓	0,39
VJ6K050R00	50	22	45	-	40	90	8,7	5	✓	0,37
VJ5K063R00 ¹⁾	63	22	55	-	40	90	8,7	8	✓	0,65
VJ6K063R00	63	22	55	-	40	90	8,7	6	✓	0,63
VJ5K080R00 ¹⁾	80	27	70	-	50	90	8,7	10	✓	1,31
VJ6K080R00	80	27	70	-	50	90	8,7	8	✓	1,28
VJ5K100R00 ¹⁾	100	32	80	-	50	90	8,7	13	✓	2,02
VJ6K100R00	100	32	80	-	50	90	8,7	9	✓	1,93
VJ5K125R00 ¹⁾	125	40	100	-	63	90	8,7	16		4,00
VJ6K125R00	125	40	100	-	63	90	8,7	10		3,97
VJ5K160R00 ¹⁾	160	40	130	66,7	63	90	8,7	21		5,16
VJ6K160R00	160	40	130	66,7	63	90	8,7	13		4,90

¹⁾Narrow spacing (only for short chip producing materials) / Pas réduit (pour matières à copeaux courts)

SGM-44R001



Designation Réf. de l'article	fz(min/max)	Design Execution	Grade Nuance	IN2505	IN2530	IN4005	IN4015	IN4030		
SGM-44R001	0,10/0,25	positive geometry R0,8 / Géométrie positive R0,8								

● = P ● = M ● = K ● = N ● = S ○ = H

SPARE PARTS
 ACCESSOIRES

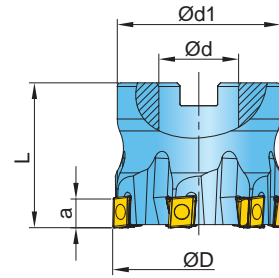


SM40-120-20 (4,5Nm) DS-T15S

① = Insert screw / Vis de serrage plaquette ② = Screw driver / Tournevis

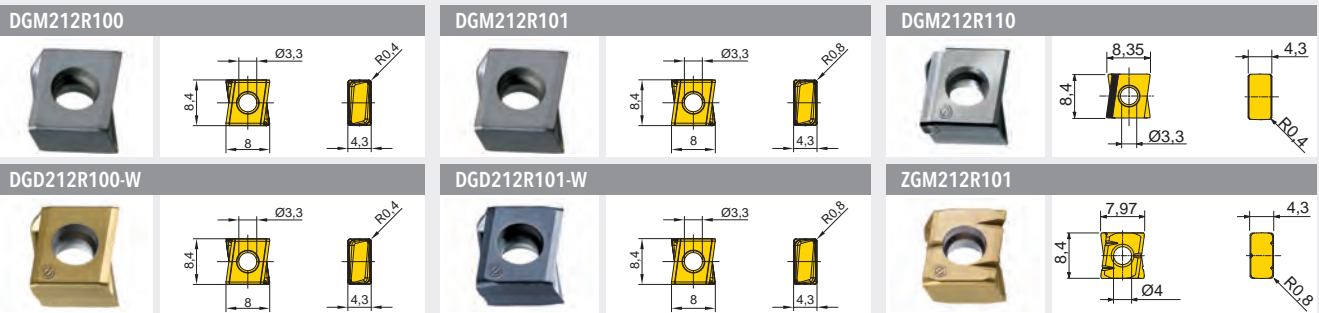
EVOTECOMAX™ SHOULDER-TYPE FACE MILL SJ_Y FRAISE À SURFACER-DRESSER SJ_Y

ADAPTION ACC. TO DIN 8030
ATTACHEMENT DIN 8030



Designation Réf. de l'article	D	d	d1	L	a	Z			
SJ6Y032R00	32	16	30	32	7,5	3	0,3	✓	0,09
SJ5Y032R00 ¹⁾	32	16	30	32	7,5	5	0,3	✓	0,10
SJ6Y040R00	40	22	38	40	7,5	4	0,3	✓	0,19
SJ5Y040R00 ¹⁾	40	22	38	40	7,5	6	0,3	✓	0,35
SJ6Y050R00	50	22	45	40	7,5	5	0,2	✓	0,33
SJ5Y050R00 ¹⁾	50	22	45	40	7,5	7	0,2	✓	0,35
SJ6Y063R00	63	22	55	40	7,5	6	0,2	✓	0,53
SJ5Y063R00 ¹⁾	63	22	55	40	7,5	9	0,2	✓	0,54
SJ6Y080R00	80	27	70	50	7,5	7	0,1	✓	1,22
SJ5Y080R00 ¹⁾	80	27	70	50	7,5	11	0,1	✓	1,25

¹⁾Narrow spacing (only for short chip producing materials) / Pas réduit (pour matières à copeaux courts)



Designation Réf. de l'article	fz(min/max)	Design Execution	Grade Nuance	IN2004	IN2505	IN2530	IN4015	IN4030	IN4035	IN90D
DGM212R100	0,10/0,15	positive geometry R0,4 / Géométrie positive R 0,4								
DGM212R101	0,10/0,15	positive geometry R0,8 / Géométrie positive R 0,8								
DGM212R110	0,10/0,15	with long PCD-tip R0,4 / avec insert PCD version longue R0,4								
DGD212R100-W	0,10/0,18	positive wiper geometry R0,4 / Géométrie wiper positive R0,4								
DGD212R101-W	0,10/0,18	positive wiper geometry R0,8 / géométrie wiper positive R0,8								
ZGM212R101	0,10/0,15	chipbreaker geometry R0,8 / Géométrie avec brise-copeaux R0,8								

● = P ● = M ● = K ● = N ● = S ○ = H

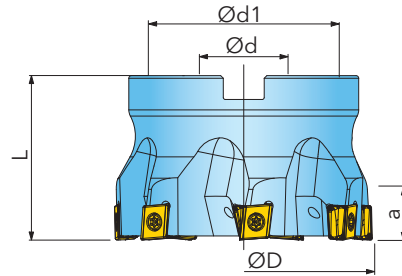
SPARE PARTS
ACCESSOIRES



SM30-082-20 (2,0Nm) DS-TP08S (TX-Plus)

① = Insert screw / Vis de serrage plaquette ② = Screw driver / Tournevis

ADAPTION ACC. TO DIN 8030
 ATTACHEMENT DIN 8030



Designation Réf. de l'article	D	d	d1	L	κ	a	Z		
EJ6E040R00	40	16	38	40	90	9,7	4	✓	0,26
EJ5E040R00 ¹⁾	40	16	38	40	90	9,7	5	✓	0,27
EJ6E050R00	50	22	45	40	90	9,7	5	✓	0,37
EJ5E050R00 ¹⁾	50	22	45	40	90	9,7	6	✓	0,38
EJ6E063R00	63	22	55	40	90	9,7	6	✓	0,60
EJ5E063R00 ¹⁾	63	22	55	40	90	9,7	8	✓	0,63
EJ6E080R00	80	27	70	50	90	9,7	7	✓	1,28
EJ5E080R00 ¹⁾	80	27	70	50	90	9,7	10	✓	1,35
EJ6E100R00	100	32	80	50	90	9,7	9	✓	1,93
EJ5E100R00 ¹⁾	100	32	80	50	90	9,7	13	✓	2,02
EJ6E125R00	125	40	100	63	90	9,7	11	✓	3,88
EJ5E125R00 ¹⁾	125	40	100	63	90	9,7	16	✓	4,04

¹⁾Narrow spacing (only for short chip producing materials) / Pas réduit (pour matières à copeaux courts)

Designation Réf. de l'article	fz(min/max)	Design Execution	Grade Nuance	IN2505	IN4015	IN4030	IN4035				
DGM313R300	0,10/0,20	positive geometry R0,4 / Géométrie positive R0,4									
DGM313R301	0,10/0,20	positive geometry R0,8 / Géométrie positive R0,8									
DGM313R302	0,10/0,20	positive geometry R1,2 / Géométrie positive R1,2									
DGM313R303	0,10/0,20	positive geometry R1,6 / Géométrie positive R1,6									

● = P ● = M ● = K ● = N ● = S ○ = H

SPARE PARTS
 ACCESSOIRES

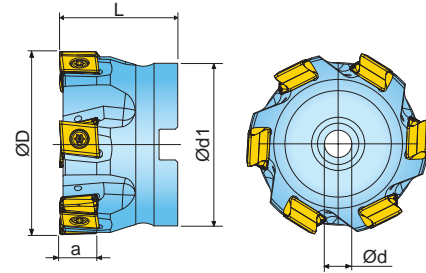


SM35-107-H0 (3,0Nm) DS-T15S

① = Insert screw / Vis de serrage plaquette ② = Screw driver / Tournevis

EVOTECOMAX™ SHOULDER-TYPE FACE MILL EJ_J FRAISE À SURFACER-DRESSER EJ_J

ADAPTION ACC. TO DIN 8030
ATTACHEMENT DIN 8030



Designation Réf. de l'article	D	d	d1	L	κ	a	Z		
EJ6J050R00	50	22	45	40	90	12	5	✓	0,38
EJ5J050R00	50	22	45	40	90	12	6	✓	0,39
EJ6J063R00	63	22	55	40	90	12	6	✓	0,63
EJ5J063R00 ¹⁾	63	22	55	40	90	12	8	✓	0,65
EJ6J080R00	80	27	70	50	90	12	7	✓	1,35
EJ5J080R00 ¹⁾	80	27	70	50	90	12	10	✓	1,37
EJ6J100R00	100	32	80	50	90	12	9	✓	1,97
EJ5J100R00 ¹⁾	100	32	80	50	90	12	13	✓	1,99
EJ6J125R00	125	40	100	63	90	12	11	✓	3,97
EJ5J125R00 ¹⁾	125	40	100	63	90	12	16	✓	4,00

¹⁾Narrow spacing (only for short chip producing materials) / Pas réduit (pour matières à copeaux courts)

DGM324R300	DGM324R301	DGM324R302
ZGM324R300		

Designation Réf. de l'article	fz(min/max)	Design Execution	Grade Nuance	IN2505	IN4015	IN4030	IN4035	IN4040		
DGM324R300	0,10/0,25	positive geometry R0,8 / Géométrie positive R0,8								
DGM324R301	0,10/0,25	positive geometry R1,6 / Géométrie positive R1,6								
DGM324R302	0,10/0,25	positive geometry R3,2 / Géométrie positive R3,2								
ZGM324R300	0,10/0,25	chipbreaker geometry R0,8 / Géométrie avec brise-copeaux R0,8								

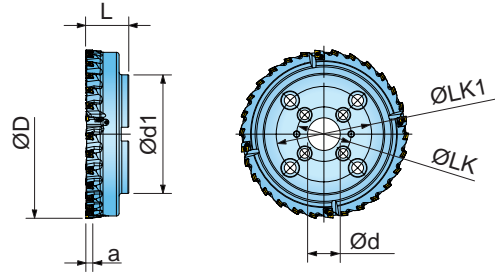
● = P ● = M ● = K ● = N ● = S ○ = H



SM40-143-H0 (4,5Nm) DS-T15S

① = Insert screw / Vis de serrage plaquette ② = Screw driver / Tournevis

ADAPTION ACC. TO DIN 8030
 ATTACHEMENT DIN 8030



Designation Réf. de l'article	D	d	d1	LK	LK1	L	κ	a	Z	Zeff	Zs	kg
EF2J100R00	100	32	80	-	-	50	90	12	8/2	10	2	1,70
EF2J125R00	125	40	100	-	-	63	90	12	10/2	12	2	3,75
EF2J160R00	160	40	130	66,7	-	63	90	12	12/3	15	3	5,20
EF2J200R00	200	60	160	101,6	-	63	90	12	15/3	18	3	8,07
EF2J250R00	250	60	221	101,6	-	63	90	12	20/4	24	4	13,20
EF2J315R00	315	60	221	101,6	177,8	80	90	12	26/4	30	4	26,80

Cutter is supplied with cartridge 56B183R01. / Fraise livrée avec cartouche 56B183R01.

DGM324R300 	DGM324R301 	DGM324R302
ZGM324R300 	YDA323L101 	YDA323L114

Designation Réf. de l'article	fz(min/max)	Design Execution	Grade Nuance	IN10K	IN0560	IN2010	IN2040	IN2505	IN4015	IN4030	IN4035
DGM324R300	0,10/0,25	positive geometry R0,8 / Géométrie positive R0,8						●	●	●	●
DGM324R301	0,10/0,25	positive geometry R1,6 / Géométrie positive R1,6						●	●	●	●
DGM324R302	0,10/0,25	positive geometry R3,2 / Géométrie positive R3,2						●	●	●	●
ZGM324R300	0,10/0,25	chipbreaker geometry R0,8 / Géométrie avec brise-copeaux R0,8						●		●	
YDA323L101	fu 1/5	wiper finishing edge R1,0 / Plaquette racluse R1,0		●	●	●	●				
YDA323L114	fu 1/5	short wiper finishing edge R1,0 / Plaquette avec Wiper court R1,0		●	●	●	●				

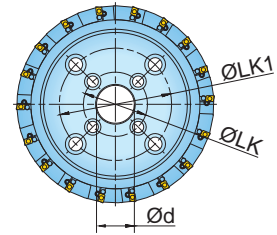
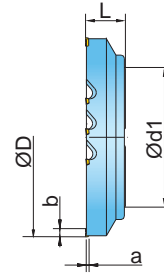
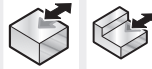
● = P ● = M ● = K ● = N ● = S ○ = H

SPARE PARTS ACCESSOIRES	①	②	③	④	⑤	⑥	⑦
	SM40-143-H0 (4,5Nm)	SM40-110-00 (4,5Nm)	DS-T15S	56B183R01	5EJ183R00	KR012-002	SB060-01

① = Insert screw / Vis de serrage plaquette ② = Insert screw / Vis de serrage ③ = Screw driver / Tournevis ④ = Cartridge for YDA323... / Cartouche pour YDA323...
 ⑤ = Cartridge for DGM324R3... / Cartouche DGM324R3... ⑥ = Circular wedge / Butée ⑦ = Differential screw / Vis à pas différentiel

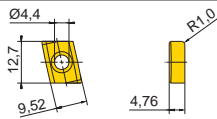
MICROMILL™ FINISH MILL 6F2B FRAISE DE FINITION 6F2B

ADAPTION ACC. TO DIN 8030
ATTACHEMENT DIN 8030

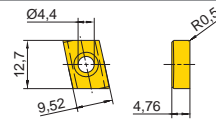


Designation Réf. de l'article	D	d	d1	LK	LK1	L	a	b	Z	kg
6F2B050R00	50	22	44	-	-	40	0,5	10	3	0,40
6F2B063R00	63	22	48	-	-	40	0,5	10	3	0,60
6F2B080R00	80	27	70	-	-	50	0,5	10	4	1,50
6F2B100R00	100	32	80	-	-	50	0,5	10	6	2,00
6F2B125R00	125	40	100	-	-	63	0,5	10	6	3,50
6F2B160R00	160	40	130	66,7	-	63	0,5	10	8	5,00
6F2B200R00	200	60	160	101,6	-	63	0,5	10	10	8,00
6F2B250R00	250	60	220	101,6	-	63	0,5	10	12	13,0
6F2B315R00	315	60	220	101,6	177,8	63	0,5	10	18	26,0

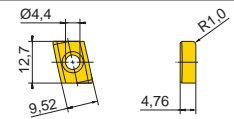
YDA323L101



YDA323L104



YDA323L114



Designation Réf. de l'article	fz(min/max)	Design Execution	Grade Nuance	IN10K	IN0560	IN2010	IN2040				
YDA323L101	fu 1/5	wiper finishing edge R1,0 / Plaquette racleuse R1,0									
YDA323L104	fu 1/5	wiper finishing edge R0,5 / Plaquette racleuse R0,5									
YDA323L114	fu 1/5	short wiper finishing edge R1,0 / Plaquette avec Wiper court R1,0									

● = P ● = M ● = K ● = N ● = S ○ = H

SPARE PARTS ACCESSOIRES



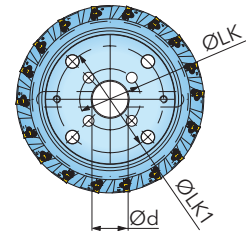
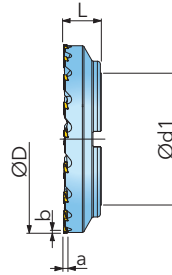
SM40-110-00 (4,5Nm) DS-T15S

SC050-01

PN072-03

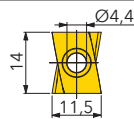
① = Insert screw / Vis de serrage ② = Screw driver / Tournevis ③ = Setting screw / Vis de réglage ④ = Eccentric pin / Pion excentrique

ADAPTION ACC. TO DIN 8030
 ATTACHEMENT DIN 8030

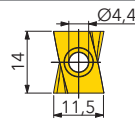



Designation Réf. de l'article	D	d	d1	LK	LK1	L	κ	a	b	Z	kg
SF2B050R00	50	22	44	-	-	40	90	0,5	12	3	0,38
SF2B063R00	63	22	48	-	-	40	90	0,5	12	3	0,62
SF2B080R00	80	27	70	-	-	50	90	0,5	12	4	1,21
SF2B100R00	100	32	80	-	-	50	90	0,5	12	6	1,80
SF2B125R00	125	40	100	-	-	63	90	0,5	12	6	3,50
SF2B160R00	160	40	130	66,7	-	63	90	0,5	12	8	5,20
SF2B200R00	200	60	160	101,6	-	63	90	0,5	12	10	7,50
SF2B250R00	250	60	220	101,6	-	63	90	0,5	12	12	12,85
SF2B315R00	315	60	220	101,6	177,8	63	90	0,5	12	18	18,53

YDA223L101



YDA223L114



Designation Réf. de l'article	fz(min/max)	Design Execution	Grade Nuance	IN10K	IN0560	IN2010	IN2040				
YDA223L101	fu 1/11	wiper finishing edge R1,0 / Plaquette racleuse R1,0									
YDA223L114	fu 1/5	short wiper finishing edge R1,0 / Plaquette avec Wiper court R1,0									

● = P ● = M ● = K ● = N ● = S ○ = H

SPARE PARTS
 ACCESSOIRES



























SM40-110-00 (4,5Nm) DS-T15S

SC050-01

PN072-03

① = Insert screw / Vis de serrage ② = Screw driver / Tournevis ③ = Setting screw / Vis de réglage ④ = Eccentric pin / Pion excentrique

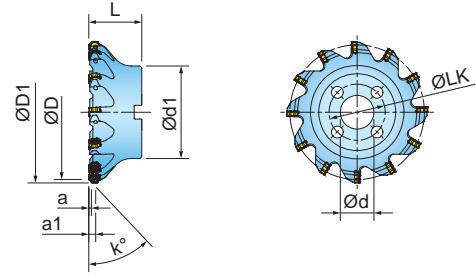
FACE MILLS / FRAISES À SURFACER

	D	a	Description	Code / Série	Page	
		40 - 160	3	OCTOPLUS™ Face Mill ON_H Fraise à surfacer ON_H	ON_H	110
		63 - 315	5	OCTOPLUS™ Face Mill OP6N Fraise à surfacer OP6N	OP6N	111
		80 - 315	5	OCTOPLUS™ Face Mill OP5N Fraise à surfacer OP5N	OP5N	112
		24,3 - 32	3,4	ROTO•MILL™ Face Mill 15N1H...X Fraise à surfacer 15N1H...X	15N1H...X	113
		33 - 125	3,4	ROTO•MILL™ Face Mill 5N_H Fraise à surfacer 5N_H	5N_H	114
		50 - 160	4,8	ROTO•MILL™ Face Mill 5N_L Fraise à surfacer 5N_L	5N_L	115
		40 - 160	6	DIPOSEDEKA™ Face Mill DM_G Fraise à surfacer DM_G	DM_G	116
		50 - 250	6	ISOPLUS™ Face Mill DN_H Fraise à surfacer DN_H	DN_H	117
		20,1 - 22,1	4,9	GOLD•QUAD^{XXXX}™ Face Mill 30° 15M1P...X Fraise à surfacer 30° 15M1P...X	15M1P...X	118
		30,1 - 80,1	4,9	GOLD•QUAD^{XXXX}™ Face Mill 30° 5M_P Fraise à surfacer 30° 5M_P	5M_P	119
		51,7 - 131,7	7,8	GOLD•QUAD^{XXXX}™ Face Mill 30° 5G5M Fraise à surfacer 30° 5G5M	5G5M	120
		30 - 42	1,5	MICRO•MILL™ Finish Mill 12F1D...X Fraise de finition 12F1D...X	12F1D...X	121
		50 - 125	1,5	MICRO•MILL™ Finish Mill 4W5D Fraise de finition 4W5D	4W5D	122
		160 - 400	0,5	MICRO•MILL™ Finish Mill 7F2K Fraise de finition 7F2K	7F2K	123

Subject to printing error or technical changes. / Sous réserve d'erreurs d'impression ou de modifications techniques.

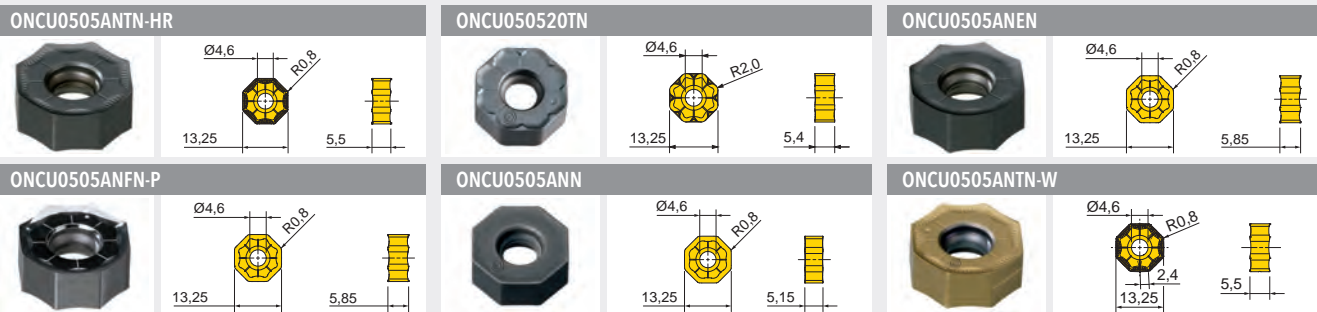
OCTOPLUS™ FACE MILL ON_H FRAISE À SURFACER ON_H

ADAPTION ACC. TO DIN 8030
ATTACHEMENT DIN 8030



Designation Réf. de l'article	D	D1	d	d1	LK	L	κ	a	a1	Z		
ON6H040R00	40	48,3	16	30	-	40	43	3	8	4	✓	0,17
ON6H050R00	50	58,3	22	45	-	40	43	3	8	4	✓	0,31
ON5H050R00 ¹⁾	50	58,3	22	45	-	40	43	3	8	6	✓	0,32
ON6H063R00	63	71,3	22	55	-	40	43	3	8	6	✓	0,53
ON5H063R00 ¹⁾	63	71,3	22	55	-	40	43	3	8	8	✓	0,55
ON6H080R00	80	88,3	27	70	-	50	43	3	8	7	✓	1,17
ON5H080R00 ¹⁾	80	88,3	27	70	-	50	43	3	8	10	✓	1,25
ON6H100R00	100	108,3	32	85	-	55	43	3	8	8	✓	2,00
ON5H100R00 ¹⁾	100	108,3	32	85	-	55	43	3	8	12	✓	2,16
ON6H125R00	125	133,3	40	100	-	63	43	3	8	10	✓	3,54
ON5H125R00 ¹⁾	125	133,3	40	100	-	63	43	3	8	16	✓	3,70
ON6H160R00	160	168,3	40	110	66,7	63	43	3	8	12		3,62
ON5H160R00 ¹⁾	160	168,3	40	110	66,7	63	43	3	8	20		3,74

¹⁾Narrow spacing (only for short chip producing materials) / Pas réduit (pour matières à copeaux courts)



Designation Réf. de l'article	fz(min/max)	Design Execution	Grade Nuance	IN10K	IN2035	IN2504	IN2505	IN4010	IN4030	IN6535	IN70N
ONCU0505ANTN-HR	0,22/0,40	positive geometry / Géométrie positive									
ONCU050520TN	0,08/0,35	roughing geometry / Géométrie d'ébauche									
ONCU0505ANEN	0,08/0,30	high positive geometry / Géométrie hautement positive									
ONCU0505ANFN-P	0,05/0,30	non-ferrous geometry, polished / Géo. pour mat. non fer., polie									
ONCU0505ANN	0,10/0,18	positive geometry silicon nitride / Géométrie positive céramique									
ONCU0505ANTN-W	fu max. = 2,4	wiper finishing insert / Plaquette racluse									

● = P ● = M ● = K ● = N ● = S ○ = H



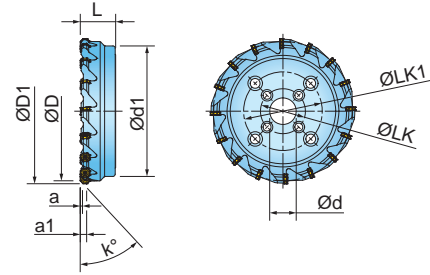
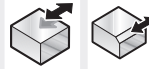
SM40-100-10 (4,5Nm) DS-T15S

① = Insert screw / Vis de serrage plaquette ② = Screw driver / Tournevis

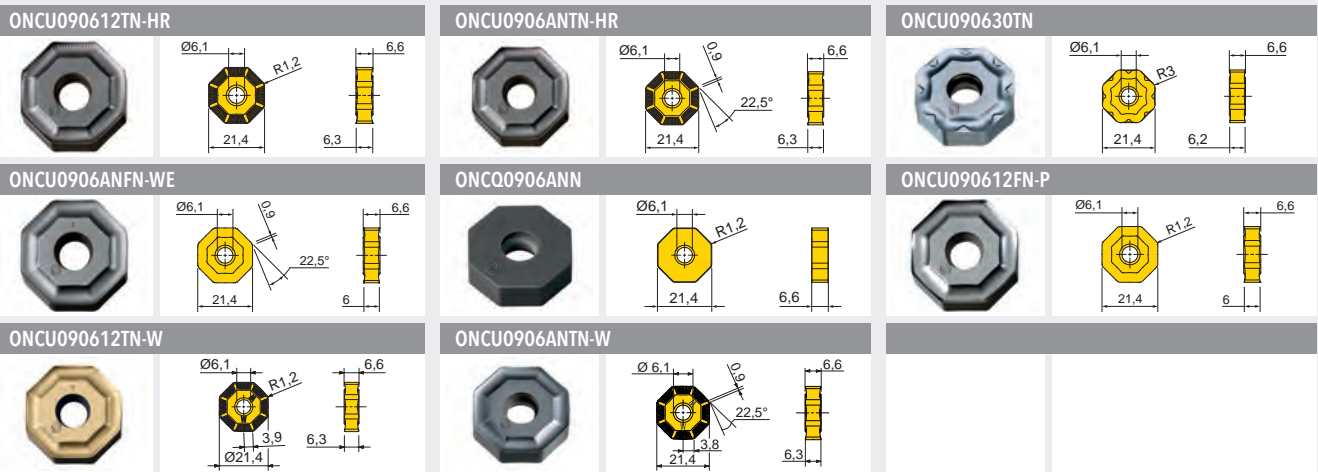
OCTOPLUS™ FACE MILL OP6N

FRAISE À SURFACER OP6N

ADAPTION ACC. TO DIN 8030
ATTACHEMENT DIN 8030



Designation Réf. de l'article	D	D1	d	d1	LK	LK1	L	κ	a	a1	Z	🚰	📊 kg
OP6N063R00	63	76,6	22	55	-	-	40	43	5	14	5	✓	0,55
OP6N080R00	80	93,6	27	70	-	-	55	43	5	14	6	✓	1,37
OP6N100R00	100	113,6	32	85	-	-	55	43	5	14	7	✓	2,16
OP6N125R00	125	138,6	40	100	-	-	63	43	5	14	8	✓	3,87
OP6N160R00	160	173,6	40	130	66,7	-	63	43	5	14	10		5,95
OP6N200R00	200	213,6	60	160	101,6	-	63	43	5	14	12		8,65
OP6N250R00	250	263,6	60	190	101,6	-	63	43	5	14	14		14,05
OP6N315R00	315	328,6	60	255	101,6	177,8	80	43	5	14	16		26,38



Designation Réf. de l'article	fz(min/max)	Design Execution	Grade Nuance	IN10K	IN2035	IN2505	IN2510	IN4005	IN4010	IN4030	IN70N
ONCU090612TN-HR	0,30/0,40	positive geometry R1,2 / Géométrie positive R1,2			🟡			🟡			
ONCU0906ANTN-HR	0,30/0,40	positive geometry / Géométrie positive							🟡	🟡	
ONCU090630TN	0,08/0,40	roughing geometry / Géométrie d'ébauche							🟡	🟡	
ONCU0906ANFN-WE	0,08/0,40	positive cast iron geometry / Géométrie positive pour fonte								🟡	
ONCQ0906ANN	0,10/0,30	neutral geometry silicon nitride / Géométrie neutre céramique									🟡
ONCU090612FN-P	0,05/0,40	non-ferrous geometry, polished / Géo. pour mat. non fer., polie		🟢							
ONCU090612TN-W	fu max. = 3,9	wiper finishing insert / Plaquette racleuse					🟡				
ONCU0906ANTN-W	fu max. = 3,8	wiper finishing insert / Plaquette racleuse							🟡		

🟡 = P 🟢 = M 🟣 = K 🟠 = N 🟤 = S ⬜ = H

SPARE PARTS
ACCESSOIRES



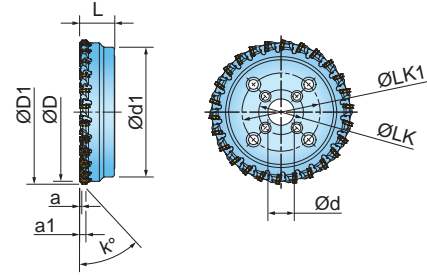
SM50-130-R0 (6,0Nm) DS-T20T

① = Insert screw / Vis de serrage plaquette ② = Screw driver / Tournevis

OCTOPLUS™ FACE MILL OP5N

FRAISE À SURFACER OP5N

ADAPTION ACC. TO DIN 8030
ATTACHEMENT DIN 8030



Designation Réf. de l'article	D	D1	d	d1	LK	LK1	L	κ	a	a1	Z		
OP5N080R00	80	93,8	27	70	-	-	55	43	5	14	7	✓	1,42
OP5N100R00	100	113,7	32	85	-	-	55	43	5	14	9	✓	2,15
OP5N125R00	125	138,6	40	100	-	-	63	43	5	14	12	✓	3,87
OP5N160R00	160	173,6	40	130	66,7	-	63	43	5	14	15		6,03
OP5N200R00	200	213,6	60	160	101,6	-	63	43	5	14	18		8,77
OP5N250R00	250	263,4	60	190	101,6	-	63	43	5	14	22		14,15
OP5N315R00	315	328,5	60	255	101,6	177,8	80	43	5	14	26		26,71

Narrow spacing (only for short chip producing materials) / Pas réduit (pour matières à copeaux courts)

ONCU090612TN-HR 	ONCU0906ANTN-HR 	ONCU090630TN
ONCU0906ANFN-WE 	ONCQ0906ANN 	ONCU090612FN-P
ONCU090612TN-W 	ONCU0906ANTN-W 	

Designation Réf. de l'article	fz(min/max)	Design Execution	Grade Nuance	IN10K	IN2035	IN2505	IN2510	IN4005	IN4010	IN4030	IN70N
ONCU090612TN-HR	0,30/0,40	positive geometry R1,2 / Géométrie positive R1,2									
ONCU0906ANTN-HR	0,30/0,40	positive geometry / Géométrie positive									
ONCU090630TN	0,08/0,40	roughing geometry / Géométrie d'ébauche									
ONCU0906ANFN-WE	0,08/0,40	positive cast iron geometry / Géométrie positive pour fonte									
ONCQ0906ANN	0,10/0,30	neutral geometry silicon nitride / Géométrie neutre céramique									
ONCU090612FN-P	0,05/0,40	non-ferrous geometry, polished / Géo. pour mat. non fer., polie									
ONCU090612TN-W	fu max. = 3,9	wiper finishing insert / Plaquette racleuse									
ONCU0906ANTN-W	fu max. = 3,8	wiper finishing insert / Plaquette racleuse									

● = P ● = M ● = K ● = N ● = S ○ = H

SPARE PARTS
ACCESSOIRES

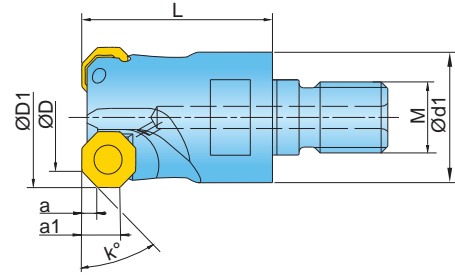


SM50-130-R0 (6,0Nm) DS-T20T

① = Insert screw / Vis de serrage plaquette ② = Screw driver / Tournevis

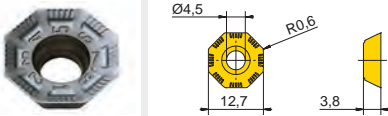
ROTO-MILL™ FACE MILL 15N1H...X FRAISE À SURFACER 15N1H...X

SCREW-IN TYPE ADAPTION
ATTACHEMENT FILETÉ

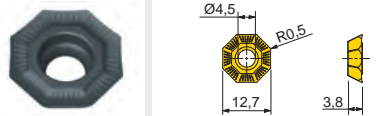


Designation Réf. de l'article	D	D1	d1	L	κ	a	a1	M	Z			
15N1H024043X8R00	24,3	32	29	43	43	3,4	8,3	M16	2	17,0	✓	0,19
15N1H032043X8R00	32	40	29	43	43	3,4	8,3	M16	3	9,0	✓	0,21

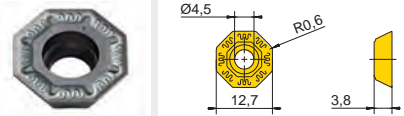
OFMT05T3AFN-HR



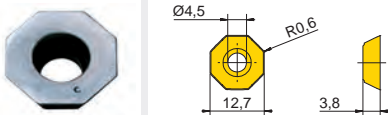
OFCT05T3AFN-HR



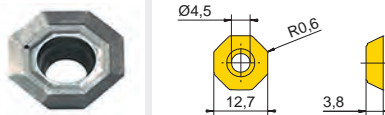
OFCT05T3TN



OFMW05T3AFN



OFCT05T3AFFN-P



Designation Réf. de l'article	fz(min/max)	Design Execution	Grade Nuance	IN10K	IN2035	IN2505	IN2510	IN2530	IN4030	IN6535
OFMT05T3AFN-HR	0,10/0,25	high-positive geometry / Géométrie positive								
OFCT05T3AFN-HR	0,18/0,30	positive geometry, ground / Géométrie positive affûtée								
OFCT05T3TN	0,20/0,35	semi-positive geometry / Géométrie semi-positive								
OFMW05T3AFN	0,20/0,40	neutral geometry, K-land / Géométrie neutre avec chan. d'arête								
OFCT05T3AFFN-P	0,05/0,30	non-ferrous geometry, polished / Géo. pour mat. non fer., polie								

● = P ● = M ● = K ● = N ● = S ○ = H

SPARE PARTS
ACCESSOIRES



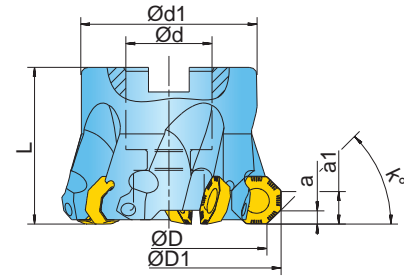
SM40-080-10 (4,5Nm) DS-T15S

① = Insert screw / Vis de serrage plaquette ② = Screw driver / Tournevis

ROTOOMILL™ FACE MILL 5N_H

FRAISE À SURFACER 5N_H

ADAPTION ACC. TO DIN 8030
ATTACHEMENT DIN 8030



Designation Réf. de l'article	D	D1	d	d1	L	κ	a	a1	Z			
5N6H032R00	33	41,2	16	30	40	43	3,4	8,3	3	8,7	✓	0,14
5N6H040R00	40	48,1	16	30	40	43	3,4	8,3	4	6,4	✓	0,18
5N5H040R00 ¹⁾	40	48,1	16	30	40	43	3,4	8,3	5	6,4	✓	0,15
5N6H050R00	50	58	22	45	40	43	3,4	8,3	5	4,7	✓	0,34
5N5H050R00 ¹⁾	50	58	22	45	40	43	3,4	8,3	6	4,7	✓	0,31
5N6H063R00	63	71	22	55	40	43	3,4	8,3	6	3,4	✓	0,57
5N5H063R00 ¹⁾	63	71	22	55	40	43	3,4	8,3	8	3,4	✓	0,55
5N6H080R00	80	87,9	27	70	50	43	3,4	8,3	7	2,6	✓	1,23
5N5H080R00 ¹⁾	80	87,9	27	70	50	43	3,4	8,3	9	2,6	✓	1,22
5N6H100R00	100	108	32	85	50	43	3,4	8,3	8	2,0	✓	1,91
5N5H100R00 ¹⁾	100	108	32	85	50	43	3,4	8,3	10	2,0	✓	1,82
5N6H125R00	125	133	40	100	63	43	3,4	8,3	9	1,5	✓	3,66
5N5H125R00 ¹⁾	125	133	40	100	63	43	3,4	8,3	11	1,5	✓	3,64

¹⁾Narrow spacing (only for short chip producing materials) / Pas réduit (pour matières à copeaux courts)

Designation Réf. de l'article	fz(min/max)	Design Execution	Grade Nuance	IN10K	IN2035	IN2505	IN2510	IN2530	IN4030	IN6535
OFMT05T3AFN-HR	0,10/0,25	high-positive geometry / Géométrie positive								
OFCT05T3AFTN-HR	0,18/0,30	positive geometry, ground / Géométrie positive affûtée								
OFCT05T3TN	0,20/0,35	semi-positive geometry / Géométrie semi-positive								
OFMW05T3AFTN	0,20/0,40	neutral geometry, K-land / Géo. neutre avec chan. d'arête								
OFCT05T3AFFN-P	0,05/0,30	non-ferrous geometry, polished / Géo. pour mat. non fer., polie								

● = P ● = M ● = K ● = N ● = S ○ = H

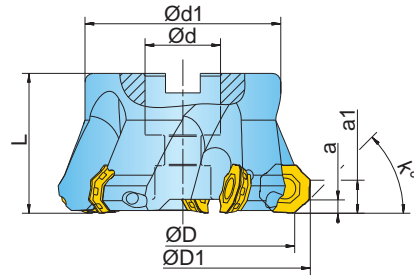
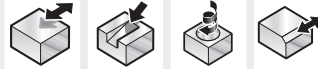
SPARE PARTS
ACCESSOIRES



SM40-100-R0 (4,5Nm) DS-T15S

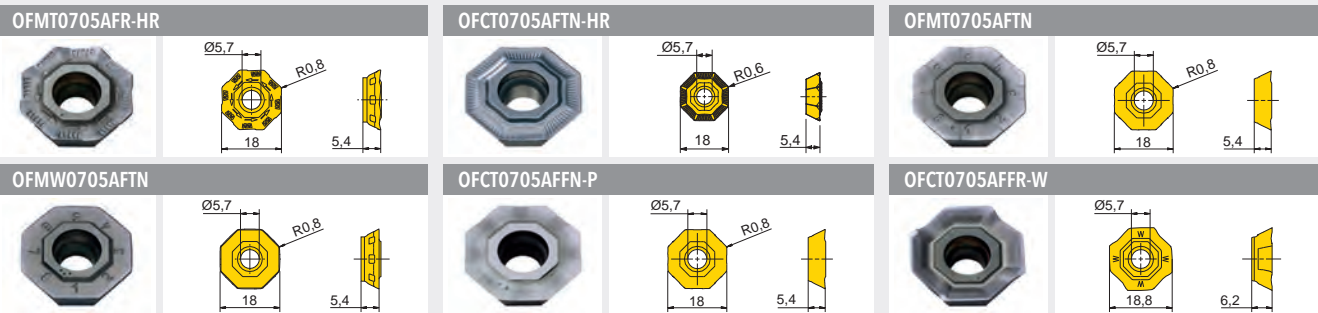
① = Insert screw / Vis de serrage plaquette ② = Screw driver / Tournevis

ADAPTION ACC. TO DIN 8030
 ATTACHEMENT DIN 8030



Designation Réf. de l'article	D	D1	d	d1	L	κ	a	a1	Z			
5N6L050R00	50	62	22	45	50	41	4,8	11,8	3	7,1	✓	0,41
5N5L050R00 ¹⁾	50	62	22	45	50	41	4,8	11,8	4	7,1	✓	0,38
5N6L063R00	63	75	22	55	40	41	4,8	11,8	4	5,1	✓	0,51
5N5L063R00 ¹⁾	63	75	22	55	40	41	4,8	11,8	5	5,1	✓	0,50
5N6L080R00	80	92	27	70	50	41	4,8	11,8	5	3,7	✓	1,22
5N5L080R00 ¹⁾	80	92	27	70	50	41	4,8	11,8	7	3,7	✓	1,17
5N6L100R00	100	112	32	85	50	41	4,8	11,8	6	2,8	✓	1,82
5N5L100R00 ¹⁾	100	112	32	85	50	41	4,8	11,8	8	2,8	✓	1,74
5N6L125R00	125	137	40	100	63	41	4,8	11,8	8	2,2	✓	3,58
5N5L125R00 ¹⁾	125	137	40	90	63	41	4,8	11,8	9	2,2	✓	3,40
5N6L160R00	160	172	40	100	63	41	4,8	11,8	10	1,6		5,28
5N5L160R00 ¹⁾	160	172	40	90	63	41	4,8	11,8	11	1,6		5,12

¹⁾Narrow spacing (only for short chip producing materials) / Pas réduit (pour matières à copeaux courts)



Designation Réf. de l'article	fz(min/max)	Design Execution	Grade Nuance	IN05S	IN2035	IN2505	IN4005	IN4030	IN6535		
OFMT0705AFR-HR	0,15/0,30	high-positive geometry / Géométrie positive									
OFCT0705AFTN-HR	0,25/0,35	positive geometry, ground / Géométrie positive									
OFMT0705AFTN	0,15/0,30	semi-positive geometry / Géométrie semi-positive									
OFMW0705AFTN	0,25/0,50	neutral geometry, K-land / Géométrie neutre avec chan. d'arête									
OFCT0705AFFN-P	0,05/0,30	positive non-ferrous geometry, polished / Géométrie pos. pour mat. non fer., polie									
OFCT0705AFFR-W	0,15/0,30	wiper finishing insert / Plaquette racleuse									

● = P ● = M ● = K ● = N ● = S ○ = H

SPARE PARTS
 ACCESSOIRES



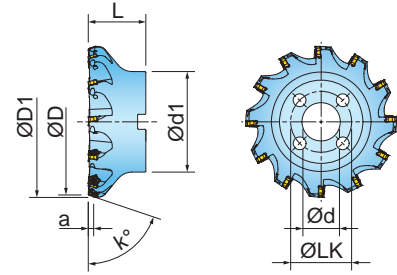
SM50-130-R0 (6,0Nm) DS-T20T

① = Insert screw / Vis de serrage plaquette ② = Screw driver / Tournevis

DIPOSODEKA™ FACE MILL DM_G


FRAISE À SURFACER DM_G

ADAPTION ACC. TO DIN 8030
ATTACHEMENT DIN 8030



Designation Réf. de l'article	D	D1	d	d1	LK	L	κ	a	Z		
DM6G040R00	40	45,4	16	30	-	40	70	6	4	✓	0,18
DM5G050R00 ¹⁾	50	55,4	22	45	-	40	70	6	6	✓	0,34
DM6G050R00	50	55,4	22	45	-	40	70	6	4	✓	0,32
DM5G063R00 ¹⁾	63	68,4	22	55	-	40	70	6	8	✓	0,58
DM6G063R00	63	68,4	22	55	-	40	70	6	6	✓	0,58
DM5G080R00 ¹⁾	80	85,4	27	70	-	50	70	6	10	✓	1,31
DM6G080R00	80	85,4	27	70	-	50	70	6	7	✓	1,30
DM5G100R00 ¹⁾	100	105,4	32	85	-	50	70	6	12	✓	2,00
DM6G100R00	100	105,4	32	85	-	50	70	6	8	✓	1,97
DM5G125R00 ¹⁾	125	130,4	40	100	-	63	70	6	16	✓	3,84
DM6G125R00	125	130,4	40	100	-	63	70	6	10	✓	3,82
DM5G160R00 ¹⁾	160	165,5	40	110	66,7	63	70	6	20		3,95
DM6G160R00	160	165,5	40	110	66,7	63	70	6	12		3,82

¹⁾Narrow spacing (only for short chip producing materials) / Pas réduit (pour matières à copeaux courts)



Designation Réf. de l'article	fz(min/max)	Design Execution	Grade Nuance	IN05S	IN0560	IN2035	IN2505	IN4005	IN4015	IN4030	IN70N
PNCU0805GNTR	0,22/0,40	positive geometry / Géométrie positive									
PNCU0805GNFR-HS	0,08/0,30	high positive geometry / Géométrie hautement positive									
PNCQ0804GNTN	0,21/0,40	neutral geometry, K-land / Géométrie neutre									
PNCU0805GNFR-P	0,05/0,40	positive non-ferrous geometry, polished / Géo. pour mat. non fer., polie									
PNCU0805GNR	0,10/0,18	positive geometry silicon nitride / Géométrie positive céramique									
PNCU0805GNTR-W	fu max. = 3,6	wiper insert / Plaquelette racleuse									

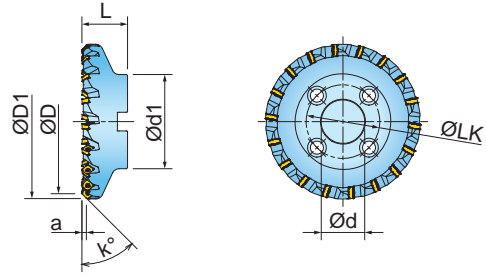
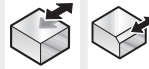
● = P ● = M ● = K ● = N ● = S ○ = H



SM40-100-10 (4,5Nm) DS-T15S

① = Insert screw / Vis de serrage plaquelette ② = Screw driver / Tournevis

ADAPTION ACC. TO DIN 8030
 ATTACHEMENT DIN 8030



Designation Réf. de l'article	D	D1	d	d1	LK	L	κ	a	Z		
DN6H050R00	50	64,5	22	45	-	40	45	6	4	✓	0,30
DN5H050R00 ¹⁾	50	64,5	22	45	-	40	45	6	6	✓	0,30
DN6H063R00	63	77,5	22	47	-	40	45	6	6	✓	0,50
DN5H063R00 ¹⁾	63	77,5	22	47	-	40	45	6	8	✓	0,50
DN6H080R00	80	94,5	27	70	-	50	45	6	7	✓	0,80
DN5H080R00 ¹⁾	80	94,5	27	70	-	50	45	6	10	✓	0,80
DN6H100R00	100	114,5	32	85	-	50	45	6	8	✓	2,10
DN5H100R00 ¹⁾	100	114,5	32	85	-	50	45	6	12	✓	2,10
DN6H125R00	125	139,5	40	85	-	63	45	6	10	✓	3,91
DN5H125R00 ¹⁾	125	139,5	40	85	-	63	45	6	16	✓	3,96
DN6H160R00	160	174,5	40	110	66,7	63	45	6	12		4,20
DN5H160R00 ¹⁾	160	174,5	40	110	66,7	63	45	6	20		4,20
DN6H200R00	200	214,6	60	130	101,6	63	45	6	18		7,26
DN5H200R00 ¹⁾	200	214,2	60	130	101,6	63	45	6	26		6,63
DN6H250R00	250	264,6	60	160	101,6	63	45	6	20		13,53

¹⁾Narrow spacing (only for short chip producing materials) / Pas réduit (pour matières à copeaux courts)

SNGU1205ENN			SNGS1205ANN-W			SNGU1205EFN-P								
Designation Réf. de l'article	fz(min/max)	Design Execution	Grade Nuance	IN10K	IN2035	IN2505	IN2510	IN2530	IN4030	IN6535				
SNGU1205ENN	0,20/0,35	positive geometry / Géométrie positive												
SNGS1205ANN-W	fu max. = 6,9	wiper finishing edge / wiper pour la finition												
SNGU1205EFN-P	0,05/0,40	non-ferrous geometry, polished R0,8 / Géo. pour mat. non fer., polie												

● = P ● = M ● = K ● = N ● = S ○ = H

SPARE PARTS
 ACCESSOIRES

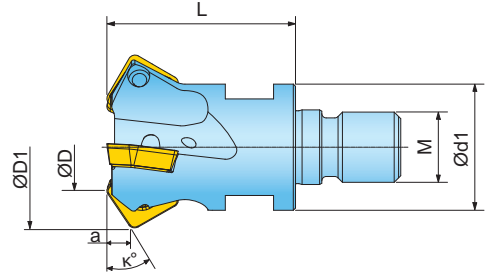


SM40-100-R0 (4,5Nm) DS-T15S

① = Insert screw / Vis de serrage plaquette ② = Screw driver / Tournevis

GOLDOQUAD^{XXX}™ FACE MILL 30° 15M1P...X FRAISE À SURFACER 30° 15M1P...X

SCREW-IN TYPE ADAPTION
ATTACHEMENT FILETÉ



Designation Réf. de l'article	D	D1	d1	L	κ	a	M	Z		
15M1P040043X8R30	20,1	40	29	43	30	4,9	M16	3	✓	0,18
15M1P042043X8R30	22,1	42	29	43	30	4,9	M16	3	✓	0,18

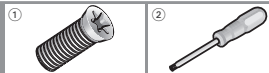
SDES1305MPR 	SDES1305MPR-001 	SDES130516N-PF
SDES130516N-PF1 	SDMS130516R-PP 	SDXS1305MPR-MR
SDXS130515R-PH 	SDXS130515N-HR 	

Designation Réf. de l'article	fz(min/max)	Design Execution	Grade Nuance	IN2035	IN2505	IN4005	IN4030	IN4035			
SDES1305MPR	*/*	neutral geometry convex, chamfered / Géométrie neutre convexe, renforcée									
SDES1305MPR-001	*/*	neutral geometry convex, sharp / Géométrie neutre convexe, vive									
SDES130516N-PF	*/*	neutral geometry, K-land R1,6 / Géométrie neutre, renforcée R1,6									
SDES130516N-PF1	*/*	neutral geometry, sharp R1,6 / Géométrie neutre, vive R1,6									
SDMS130516R-PP	*/*	positive geometry, sharp R1,6 / Géométrie positive, vive R1,6									
SDXS1305MPR-MR	*/*	neutral geometry convex, chamfered / Géométrie neutre convexe, renforcée									
SDXS130515R-PH	*/*	positive geometry, chamfered R1,5 / Géométrie positive, renforcée R1,5									
SDXS130515N-HR	*/*	positive titanium geometry R1,5, K-land / -									

* fz-values see manual „Cutting Data for Milling & Boring Tools“ / * Valeurs fz voir le manuel "Données de coupe de fraisage et perçage" (Chapitre G_Quad)

● = P ● = M ● = K ● = N ● = S ○ = H

SPARE PARTS
ACCESSOIRES

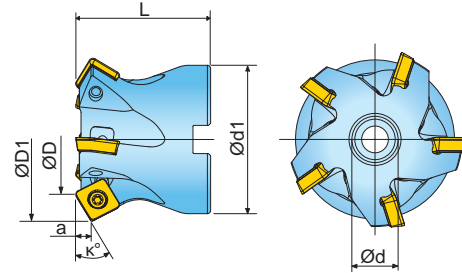


SM40-100-R0 (4,5Nm) DS-A00T

① = Insert screw / Vis de serrage plaquette ② = Screw driver / Tournevis

GOLDQUAD^{XXX}™ FACE MILL 30° 5M_P
 FRAISE À SURFACER 30° 5M_P

ADAPTION ACC. TO DIN 8030
 ATTACHEMENT DIN 8030



Designation Réf. de l'article	D	D1	d	d1	L	κ	a	Z	IK	kg
5M6P050R30	30,1	50	22	45	50	30	4,9	4	✓	0,30
5M5P050R30 ¹⁾	30,1	50	22	45	50	30	4,9	5	✓	0,30
5M6P063R30	43,1	63	22	55	50	30	4,9	5	✓	0,50
5M5P063R30 ¹⁾	43,1	63	22	55	50	30	4,9	6	✓	0,50
5M6P080R30	60,1	80	27	70	50	30	4,9	6	✓	1,00
5M5P080R30 ¹⁾	60,1	80	27	70	50	30	4,9	7	✓	1,00
5M6P100R30	80,1	100	32	85	55	30	4,9	7	✓	1,80
5M5P100R30 ¹⁾	80,1	100	32	85	55	30	4,9	9	✓	1,80

¹⁾ Narrow spacing (only for short chip producing materials) / Pas réduit (pour matières à copeaux courts)

SDES1305MPR			SDES1305MPR-001			SDES130516N-PF		
SDES130516N-PF1			SDMS130516R-PP			SDXS1305MPR-MR		
SDXS130515R-PH			SDXS130515N-HR					

Designation Réf. de l'article	fz(min/max)	Design Execution	Grade Nuance	IN2035	IN2505	IN4005	IN4030	IN4035				
SDES1305MPR	*/*	neutral geometry convex, chamfered / Géométrie neutre convexe, renforcée			●●	●●		●●				
SDES1305MPR-001	*/*	neutral geometry convex, sharp / Géométrie neutre convexe, vive			●●	●●	●●	●●				
SDES130516N-PF	*/*	neutral geometry, K-land R1,6 / Géométrie neutre, renforcée R1,6			●●	●●						
SDES130516N-PF1	*/*	neutral geometry, sharp R1,6 / Géométrie neutre, vive R1,6					●●	●●				
SDMS130516R-PP	*/*	positive geometry, sharp R1,6 / Géométrie positive, vive R1,6				●●	●●	●●				
SDXS1305MPR-MR	*/*	neutral geometry convex, chamfered / Géométrie neutre convexe, renforcée				●●	●●					
SDXS130515R-PH	*/*	positive geometry, chamfered R1,5 / Géométrie positive, renforcée R1,5					●●	●●				
SDXS130515N-HR	*/*	positive titanium geometry R1,5, K-land / -	●									

* fz-values see manual „Cutting Data for Milling & Boring Tools“ / * Valeurs fz voir le manuel "Données de coupe de fraisage et perçage" (Chapitre G_Quad)

● = P ● = M ● = K ● = N ● = S ○ = H

SPARE PARTS
 ACCESSOIRES

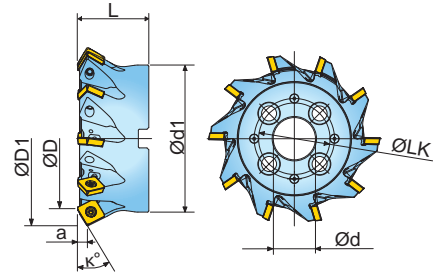

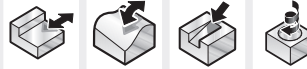


SM40-100-R0 (4,5Nm) DS-A00T

① = Insert screw / Vis de serrage plaquette ② = Screw driver / Tournevis

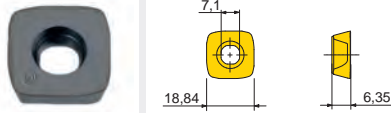
GOLDOQUAD^{XXX}™ FACE MILL 30° 5G5M FRAISE À SURFACER 30° 5G5M

ADAPTION ACC. TO DIN 8030
ATTACHEMENT DIN 8030

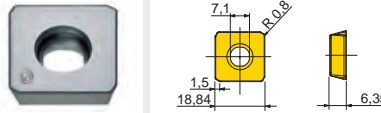


Designation Réf. de l'article	D	D1	d	d1	LK	L	κ	a	Z		
5G5M080R30	51,7	80	27	70	-	55	30	7,8	6	✓	0,90
5G5M100R30	71,7	100	32	85	-	55	30	7,8	7	✓	1,50
5G5M125R30	96,7	125	40	100	-	63	30	7,8	8	✓	2,70
5G5M160R30	131,7	160	40	130	66,7	63	30	7,8	10	✓	4,40

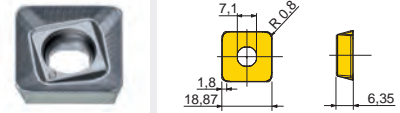
SDES1906MPR-001



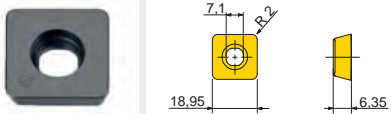
SDES1906ZPR-PF



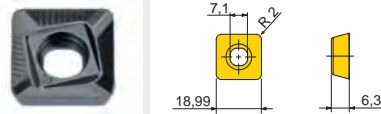
SDMS1906ZPR-PP



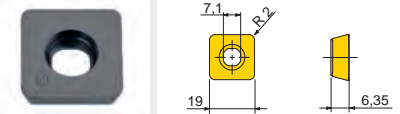
SDES190620N



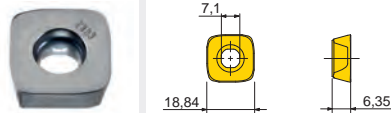
SDMS190620R-PH



SDES190620N-001



SDXS1906MPR-MR

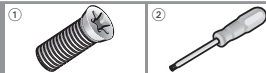


Designation Réf. de l'article	fz(min/max)	Design Execution	Grade Nuance	IN2505	IN4005	IN4030	IN4035				
SDES1906MPR-001	*/*	neutral geometry convex, sharp / Géométrie neutre convexe, vive									
SDES1906ZPR-PF	*/*	neutral wiper geometry with K-land / Géométrie wiper neutre renforcée									
SDMS1906ZPR-PP	*/*	positive wiper geometry / Géométrie wiper positive									
SDES190620N	*/*	neutral geometry, chamfered R2 / Géométrie neutre, renforcée R2									
SDMS190620R-PH	*/*	positive geometry, chamfered R2 / Géométrie positive, renforcée R2									
SDES190620N-001	*/*	neutral geometry, sharp R2 / Géométrie neutre, vive R2									
SDXS1906MPR-MR	*/*	neutral geometry convex, chamfered / Géométrie neutre convexe, renforcée									

* fz-values see manual „Cutting Data for Milling & Boring Tools“ / * Valeurs fz voir le manuel "Données de coupe de fraisage et perçage" (Chapitre G_Quad)

= P = M = K = N = S = H

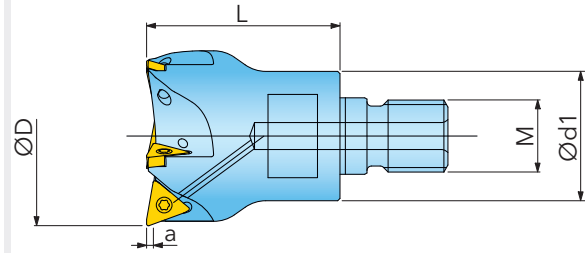
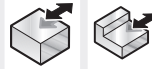
SPARE PARTS ACCESSOIRES



SM60-135-R0 (8,0Nm) DS-T25S

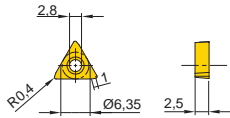
① = Insert screw / Vis de serrage plaquette ② = Screw driver / Tournevis

SCREW-IN TYPE ADAPTION
 ATTACHEMENT FILETÉ



Designation Réf. de l'article	D	d1	L	a	M	Z	IK	kg
12F1D030043X8R00	30	29	43	1,5	M16	4	✓	0,20
12F1D035043X8R00	35	29	43	1,5	M16	4	✓	0,24
12F1D040043X8R00	40	29	43	1,5	M16	5	✓	0,27
12F1D042043X8R00	42	29	43	1,5	M16	5	✓	0,28


TCHW110204R-W



Designation Réf. de l'article	fz(min/max)	Design Execution	Grade Nuance	IN0560	IN2035	IN2504	IN4004				
TCHW110204R-W	0,08/0,15	wiper finishing edge R0,4 / Plaquette racleuse R0,4		●	●	●	●				

● = P ● = M ● = K ● = N ● = S ○ = H

SPARE PARTS
 ACCESSOIRES

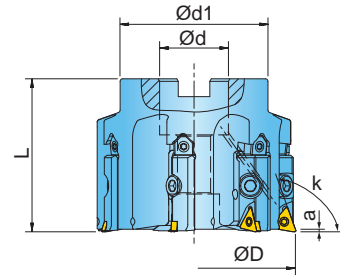
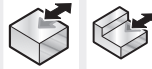


SM25-064-00 (1,1Nm) DS-T08S

① = Insert screw / Vis de serrage plaquette ② = Screw driver / Tournevis

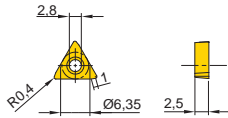
MICROMILL™ FINISH MILL 4W5D FRAISE DE FINITION 4W5D

ADAPTION ACC. TO DIN 8030
ATTACHEMENT DIN 8030



Designation Réf. de l'article	D	d	d1	L	κ	a	Z		
4W5D050R00	50	22	45	60	110	1,5	5	✓	0,57
4W5D063R00	63	22	45	60	110	1,5	6	✓	0,87
4W5D080R00	80	27	58	60	110	1,5	7	✓	1,46
4W5D100R00	100	32	85	60	110	1,5	8	✓	2,41
4W5D125R00	125	40	100	63	110	1,5	10	✓	4,21

TCHW110204R-W



Designation Réf. de l'article	fz(min/max)	Design Execution	Grade Nuance	IN0560	IN2035	IN2504	IN4004			
TCHW110204R-W	0,08/0,15	wiper finishing edge R0,4 / Plaquette racleuse R0,4								

● = P ● = M ● = K ● = N ● = S ○ = H

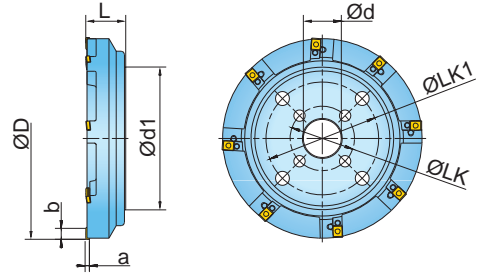
SPARE PARTS ACCESSOIRES



SM25-064-00 (1,1Nm) DS-T08S 55D133R00 ISO 4762 M5x16-12.9 PA-5233 SB040-03 (2,0Nm)

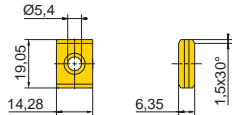
① = Insert screw / Vis de serrage plaquette ② = Screw driver / Tournevis ③ = Cartridge for TCHW110204R-W / Cartouche TCHW110204R-W ④ = Cylinder screw
⑤ = Wedge / Cale de réglage ⑥ = Differential screw / Vis à pas différentiel

ADAPTION ACC. TO DIN 8030
ATTACHEMENT DIN 8030



Designation Réf. de l'article	D	d	d1	LK	LK1	L	a	b	Z	kg
7F2K160R00	160	40	130	66,7	-	63	0,5	15	4	5,00
7F2K200R00	200	60	160	101,6	-	63	0,5	15	6	8,00
7F2K250R00	250	60	220	101,6	-	63	0,5	15	6	13,00
7F2K315R00	315	60	220	101,6	177,8	63	0,5	15	8	20,00
7F2K400R00	400	60	220	101,6	177,8	80	0,5	15	12	30,00

YCE434-001



Designation Réf. de l'article	fz(min/max)	Design Execution	Grade Nuance	IN10K	IN0560	IN2010	IN2040				
YCE434-001	fu 1/10	wiper insert / Plaquette raclouse									

● = P ● = M ● = K ● = N ● = S ○ = H

SPARE PARTS
ACCESSOIRES












SM50-160-10 (6,0Nm) DS-T20S

SC050-14

PN072-03

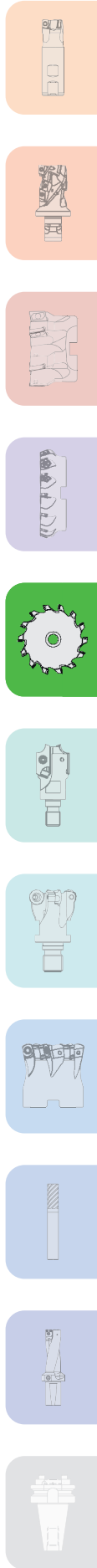
① = Insert screw / Vis de serrage plaquette ② = Screw driver / Tournevis ③ = Setting screw / Vis de réglage ④ = Eccentric pin / Pion excentrique

SLOT MILLS / FRAISES DISQUES

	D	b	Description	Code / Série	Page
	75 - 125	1,6 - 2,2	TOCLAMP™ Slot Mill TSC Fraise-disque 3 tailles TSC	TSC	126
	100 - 160	2,4 - 4,1	TOCLAMP™ Slot Mill TSC for Flange Drive Fraise-disque 3 tailles TSC à rainure de clavette	TSC	127
	63 - 200	10 - 14	HIPPOSQUAD™ Slot Mill 35J6E...F Fraise-disque 3 tailles 35J6E...F	35J6E...F	128
	63 - 160	4 - 15	SLOTMAX™ Slot Mill 38L5...F Fraise-disque 3 tailles 38L5...F	38L5...F	130
	50	3 - 6	GOLDOSLOT™ Slot Mill 3VJ5V...X Fraise-disque 3 tailles 3VJ5V...X	3VJ5V...X	132
	63 - 160	3 - 6	GOLDOSLOT™ Slot Mill 3VJ5V..F 3-6 mm cutting width Fraise-disque 3 tailles 3VJ5V..F largeur de coupe 3-6 mm	3VJ5V..F	134
	63 - 160	7 - 10	GOLDOSLOT™ Slot Mill 3VJ5V..F 7-10 mm cutting width Fraise-disque 3 tailles 3VJ5V..F largeur de coupe 7-10 mm	3VJ5V..F	136
	100 - 315	11 - 13	GOLDOSLOT™ Slot Mill 4VJ5V...F/E 11-13 mm cutting width Fraise-disque 3 tailles 4VJ5V...F/E largeur de coupe 11-13 mm	4VJ5V...F/E	138
	100 - 315	13 - 17	GOLDOSLOT™ Slot Mill 4VJ5V...F/E 13-17 mm cutting width Fraise-disque 3 tailles 4VJ5V...F/E largeur de coupe 13-17 mm	4VJ5V...F/E	139

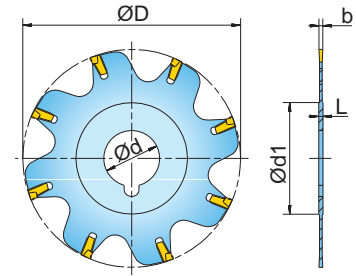
Subject to printing error or technical changes. / Sous réserve d'erreurs d'impression ou de modifications techniques.

D	b	Description	Code / Série	Page



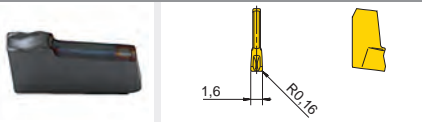
Subject to printing error or technical changes. / Sous réserve d'erreurs d'impression ou de modifications techniques.

ADAPTION ACC. TO DIN 138
ATTACHEMENT DIN 138

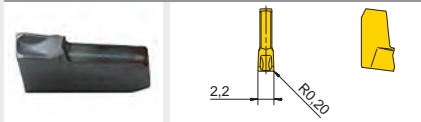


Designation Réf. de l'article	D	d	d1	L	b	n max.	Z	Insert-S	kg	Related Insert Plaquette préconisée
TSC 75 1.6 22A	75	22	39	2,4	1,6	1050	8	1	0,03	A
TSC 75 2 22A	75	22	39	2,4	2,2	1050	8	2	0,04	BC
TSC 100 1.6 22A	100	22	39	2,4	1,6	800	10	1	0,06	A
TSC 100 2 22A	100	22	39	2,4	2,2	800	10	2	0,08	BC
TSC 125 1.6 27A	125	27	64	2,4	1,6	640	12	1	0,11	A
TSC 125 2 27A	125	27	64	2,4	2,2	640	12	2	0,15	BC

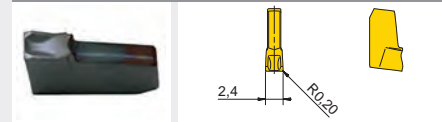
A TIMC 1.6



B TIMC 2



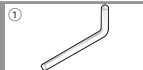
C TIMC 2.4



Designation Réf. de l'article	fz(min/max)	Design Execution	Grade Nuance	IN2005						
TIMC 1.6	0,04/0,12	positive geometry R0,15 / Géométrie positive R0,15								
TIMC 2	0,05/0,13	positive geometry R0,2 / Géométrie positive R0,2								
TIMC 2.4	0,06/0,15	positive geometry R0,2 / Géométrie positive R0,2								

● = P ● = M ● = K ● = N ● = S ○ = H

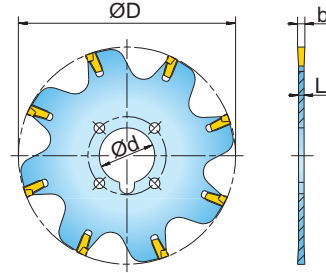
SPARE PARTS
ACCESSOIRES



ESG 0.5

① = Ejector / Extracteur

ADAPTION ACC. TO DIN 138
 ATTACHEMENT DIN 138



Designation Réf. de l'article	D	d	L	b	n max.	Z	Insert-S	kg	Related Insert Plaquette préconisée
TSC 100 2.4 22K	100	22	1,9	2,4	800	10	2	0,09	AB
TSC 100 3 22K	100	22	2,4	3,1	800	6	4	0,10	CDE
TSC 100 4 22K	100	22	3,2	4,1	800	6	4	0,12	CDE
TSC 125 2.4 32K	125	32	1,9	2,4	640	12	2	0,14	AB
TSC 125 3 32K	125	32	2,4	3,1	640	8	4	0,15	CDE
TSC 125 4 32K	125	32	3,2	4,1	640	8	4	0,20	CDE
TSC 160 2.4 32K	160	32	1,9	2,4	500	16	2	0,25	AB
TSC 160 3 40K	160	40	2,4	3,1	500	10	4	0,27	CDE
TSC 160 4 40K	160	40	3,2	4,1	500	10	4	0,35	CDE

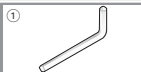
Spigot set has to be ordered separately. / Ensemble d'entraînement non inclus - à commander séparément.

A TIMC 2	B TIMC 2.4	C TIMC 3
D TIMC 4	E TIMC 5	

Designation Réf. de l'article	fz(min/max)	Design Execution	Grade Nuance	IN2005						
TIMC 2	0,05/0,13	positive geometry R0,2 / Géométrie positive R0,2								
TIMC 2.4	0,06/0,15	positive geometry R0,2 / Géométrie positive R0,2								
TIMC 3	0,06/0,18	positive geometry R0,2 / Géométrie positive R0,2								
TIMC 4	0,08/0,20	positive geometry R0,25 / Géométrie positive R0,25								
TIMC 5	0,08/0,20	positive geometry R0,3 / Géométrie positive R0,3								

● = P ● = M ● = K ● = N ● = S ○ = H

SPARE PARTS
 ACCESSOIRES



Cutting Width / Largeurs de coupe

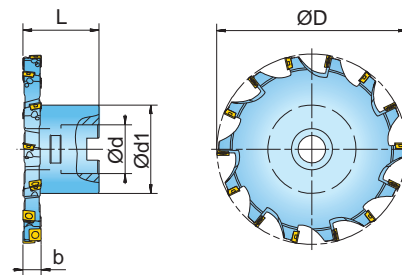
2,4	ESG 0.5
3,1 - 4,1	ESG 1

① = Ejector / Extracteur


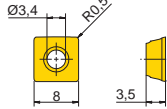

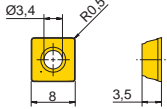

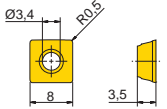




HIPOSSQUAD™ SLOT MILL 35J6E...F

FRAISE-DISQUE 3 TAILLES 35J6E...F

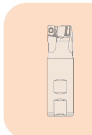
ADAPTION ACC. TO DIN 8030
ATTACHEMENT DIN 8030



Designation Réf. de l'article	D	d	d1	L	b	Z	Z _{eff}	kg
35J6E063010F0R00	63	16	30	32	10	8	4	0,20
35J6E063012F0R00	63	16	30	32	12	8	4	0,22
35J6E063014F0R00	63	16	30	32	14	8	4	0,24
35J6E080010F1R00	80	22	40	40	10	10	5	0,41
35J6E080012F1R00	80	22	40	40	12	10	5	0,44
35J6E080014F1R00	80	22	40	40	14	10	5	0,48
35J6E100010F2R00	100	27	45	45	10	12	6	0,68
35J6E100012F2R00	100	27	45	45	12	12	6	0,75
35J6E100014F2R00	100	27	45	45	14	12	6	0,80
35J6E125010F3R00	125	32	58	50	10	14	7	1,21
35J6E125012F3R00	125	32	58	50	12	14	7	1,30
35J6E125014F3R00	125	32	58	50	14	14	7	1,40
35J6E160010F4R00	160	40	70	60	10	16	8	2,10
35J6E160012F4R00	160	40	70	60	12	16	8	2,29
35J6E160014F4R00	160	40	70	60	14	16	8	2,52
35J6E200010F4R00	200	40	70	60	10	18	9	2,70
35J6E200012F4R00	200	40	70	60	12	18	9	3,03
35J6E200014F4R00	200	40	70	60	14	18	9	3,35

SDMT080305N		SDMW080305TN		SDCT080305FN-P							
											
Designation Réf. de l'article	fz(min/max)	Design Execution	Grade Nuance	IN05S	IN2505	IN4030					
SDMT080305N	0,13/0,17	positive geometry R0,5 / Géométrie positive R0,5									
SDMW080305TN	0,13/0,20	neutral geometry, K-land R0,5 / Géo. neutre avec chan. d'arête R0,5									
SDCT080305FN-P	0,05/0,20	non-ferrous geometry, polished R0,5 / Géo. pour mat. non fer., polie R0,5									

● = P ● = M ● = K ● = N ● = S ○ = H



SPARE PARTS
ACCESSOIRES



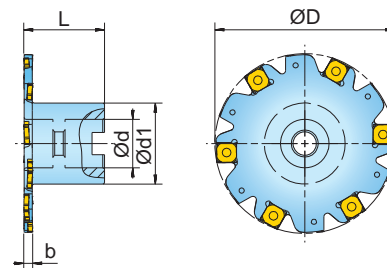
SM30-065-00 (2,0Nm) DS-T09S

① = Insert screw / Vis de serrage plaquette ② = Screw driver / Tournevis

SLOTOMAX™ SLOT MILL 38L5...F

FRAISE-DISQUE 3 TAILLES 38L5...F

ADAPTION ACC. TO DIN 8030
ATTACHEMENT DIN 8030



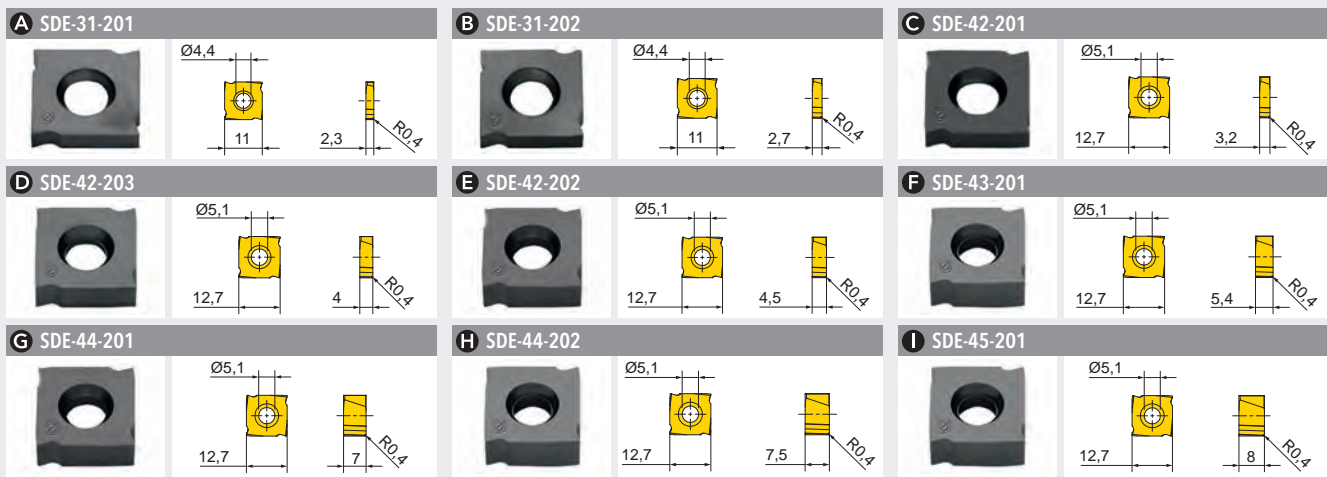
Designation
Réf. de l'article

D d d1 L b Z Zeff



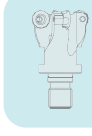
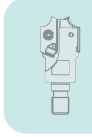
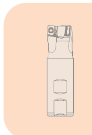
Related Insert
Plaquette préconisée

Designation Réf. de l'article	D	d	d1	L	b	Z	Zeff	kg	Related Insert Plaquette préconisée
38L5G063004F0R00	63	16	30	32	4	8	4	0,17	A
38L5G063005F0R00	63	16	30	32	5	8	4	0,18	B
38L5H063006F0R00	63	16	30	32	6	6	3	0,18	C
38L5H063007F0R00	63	16	30	32/32,5	7/8	6	3	0,20	DE
38L5H063009F0R00	63	16	30	32	9	6	3	0,21	F
38L5H063010F0R00	63	16	30	32	10	6	3	0,22	F
38L5H063012F0R00	63	16	30	32/32,5	12/13	6	3	0,22	GH
38L5H063014F0R00	63	16	30	32/32,5	14/15	6	3	0,24	HI
38L5G080004F1R00	80	22	38	40	4	10	5	0,33	A
38L5G080005F1R00	80	22	38	40	5	10	5	0,35	B
38L5H080006F1R00	80	22	38	40	6	8	4	0,36	C
38L5H080007F1R00	80	22	38	40/40,5	7/8	8	4	0,37	DE
38L5H080009F1R00	80	22	38	40	9	8	4	0,38	F
38L5H080010F1R00	80	22	38	40	10	8	4	0,40	F
38L5H080012F1R00	80	22	38	40/40,5	12/13	8	4	0,42	GH
38L5H080014F1R00	80	22	38	40/40,5	14/15	8	4	0,46	HI
38L5G100004F2R00	100	27	45	45	4	12	6	0,52	A
38L5G100005F2R00	100	27	45	45	5	12	6	0,56	B
38L5H100006F2R00	100	27	45	45	6	10	5	0,57	C
38L5H100007F2R00	100	27	45	45/45,5	7/8	10	5	0,61	DE
38L5H100009F2R00	100	27	45	45	9	10	5	0,62	F
38L5H100010F2R00	100	27	45	45	10	10	5	0,66	F
38L5H100012F2R00	100	27	45	45/45,5	12/13	10	5	0,72	GH
38L5H100014F2R00	100	27	45	45/45,5	14/15	10	5	0,79	HI
38L5G125004F3R00	125	32	58	50	4	14	7	0,99	A
38L5G125005F3R00	125	32	58	50	5	14	7	1,05	B
38L5H125006F3R00	125	32	58	50	6	12	6	1,08	C
38L5H125007F1R00	125	22	38	40/40,5	7/8	12	6	0,64	DE
38L5H125007F3R00	125	32	58	50/50,5	7/8	12	6	1,13	DE
38L5H125009F3R00	125	32	58	50	9	12	6	1,15	F
38L5H125010F3R00	125	32	58	50	10	12	6	1,21	F
38L5H125012F3R00	125	32	58	50/50,5	12/13	12	6	1,30	GH
38L5H125014F3R00	125	32	58	50/50,5	14/15	12	6	1,43	HI
38L5H140007F1R00	140	22	38	40	7/8	12	6	0,89	DE
38L5H160006F4R00	160	40	70	60	6	16	8	1,89	C
38L5H160007F4R00	160	40	70	60/60,5	7/8	16	8	1,99	DE
38L5H160009F4R00	160	40	70	60	9	16	8	2,01	F
38L5H160010F4R00	160	40	70	60	10	16	8	2,12	F
38L5H160012F4R00	160	40	70	60/60,5	12/13	16	8	2,30	GH
38L5H160014F4R00	160	40	70	60/60,5	14/15	16	8	2,50	HI



Designation Réf. de l'article	fz(min/max)	Design Execution	Grade Nuance	IN4030							
SDE-31-201	0,15/0,20	positive geometry / Géométrie positive	●								
SDE-31-202	0,15/0,20	positive geometry / Géométrie positive	●								
SDE-42-201	0,15/0,20	positive geometry / Géométrie positive	●								
SDE-42-203	0,15/0,20	positive geometry / Géométrie positive	●								
SDE-42-202	0,15/0,20	positive geometry / Géométrie positive	●								
SDE-43-201	0,15/0,20	positive geometry / Géométrie positive	●								
SDE-44-201	0,15/0,20	positive geometry / Géométrie positive	●								
SDE-44-202	0,15/0,20	positive geometry / Géométrie positive	●								
SDE-45-201	0,15/0,20	positive geometry / Géométrie positive	●								

● = P ● = M ● = K ● = N ● = S ○ = H



**SPARE PARTS
ACCESSOIRES**



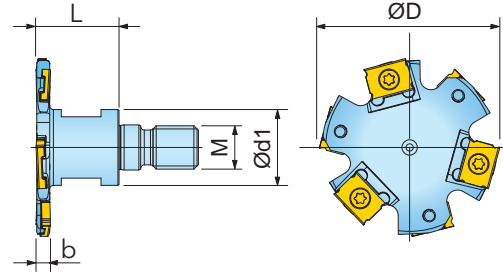
Cutting Width / Largeurs de coupe

4	SM35-034-50 (1,4Nm) DS-T09S
5	SM35-042-50 (1,4Nm) DS-T09S
6	SM40-050-50 (4,5Nm) DS-T15S
7/8	SM40-060-50 (4,5Nm) DS-T15S
9 - 10	SM40-080-50 (4,5Nm) DS-T15S
12/13 - 14/15	SM40-106-50 (4,5Nm) DS-T15S

① = Insert screw / Vis de serrage plaquette ② = Screw driver / Tournevis

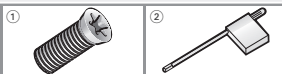
GOLDOSLOT™ SLOT MILL 3VJ5V...X
FRAISE-DISQUE 3 TAILLES 3VJ5V...X

SCREW-IN TYPE ADAPTION
 ATTACHEMENT FILETÉ



Designation Réf. de l'article	D	d1	L	b	M	Z	Z _{eff}	kg	Related Insert Plaquette préconisée
3VJ5V050003X7R00	50	21	23	3	M12	6	3	0,10	A B
3VJ5V050004X7R00	50	21	23	4	M12	6	3	0,10	C D E F G
3VJ5V050005X7R00	50	21	23	5	M12	6	3	0,12	H I J K L
3VJ5V050006X7R00	50	21	23	6	M12	4	2	0,13	M N O P Q R

SPARE PARTS
 ACCESSOIRES



Cutting Width / Largeurs de coupe

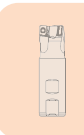
3	SM25-024-80 (0,7Nm) DS-T06F
4	SM35-034-50 (1,4Nm) DS-T09S
5	SM35-042-50 (1,4Nm) DS-T09S
6	SM40-050-50 (4,5Nm) DS-T15S

① = Insert screw / Vis de serrage plaquette ② = Screw driver / Tournevis



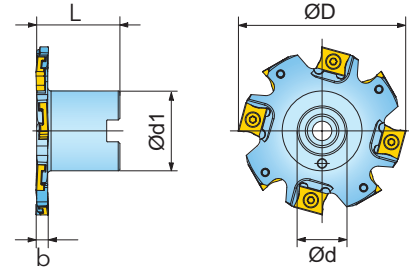

Designation Réf. de l'article	fz(min/max)	Design Execution	Grade Nuance	IN05S	IN2505	IN2515	IN2530	IN4035			
IEE211-001	0,05/0,12	positive geometry R0,4 / Géométrie positive R0,4			●		●	●			
IEE211-001-P	0,05/0,12	non-ferrous geometry, polished R0,4 / Géo. pour mat. non fer., polie R0,4	●								
IEE311-001	0,05/0,12	positive geometry R0,4 / Géométrie positive R0,4		●	●	●	●	●			
IEE311-001-P	0,05/0,12	non-ferrous geometry, polished R0,4 / Géo. pour mat. non fer., polie R0,4	●								
IEE311-002	0,05/0,15	positive geometry R0,8 / Géométrie positive R0,8		●	●	●	●	●			
IEE311-002-P	0,05/0,15	non-ferrous geometry, polished R0,8 / Géo. pour mat. non fer., polie R0,8	●								
IEE311-004	0,05/0,15	positive geometry 0,15x20° / Géométrie positive 0,15x20°		●			●				
IEE312-001	0,05/0,17	positive geometry R0,4 / Géométrie positive R0,4		●	●	●	●	●			
IEE312-001-P	0,05/0,17	non-ferrous geometry, polished R0,4 / Géo. pour mat. non fer., polie R0,4	●								
IEE312-002	0,05/0,17	positive geometry R0,8 / Géométrie positive R0,8		●	●	●	●	●			
IEE312-002-P	0,05/0,17	non-ferrous geometry, polished R0,8 / Géo. pour mat. non fer., polie R0,8	●								
IEE312-004	0,05/0,17	positive geometry 0,15x20° / Géométrie positive 0,15x20°		●			●				
IXE412-001	0,05/0,20	positive geometry R0,4 / Géométrie positive R0,4		●	●	●	●	●			
IXE412-001-P	0,05/0,20	non-ferrous geometry, polished R0,4 / Géo. pour mat. non fer., polie R0,4	●								
IXE412-002	0,05/0,20	positive geometry R0,8 / Géométrie positive R0,8		●	●	●	●	●			
IXE412-002-P	0,05/0,20	non-ferrous geometry, polished R0,8 / Géo. pour mat. non fer., polie R0,8	●								
IXE412-003	0,05/0,20	positive geometry R1,6 / Géométrie positive R1,6		●			●				
IXE412-004	0,05/0,20	positive geometry 0,3x17° / Géométrie positive 0,3x17°		●			●				

● = P ● = M ● = K ● = N ● = S ○ = H



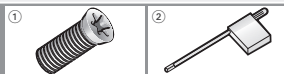
GOLDOSLOT™ SLOT MILL 3VJ5V..F 3-6 MM CUTTING WIDTH
FRAISE-DISQUE 3 TAILLES 3VJ5V..F LARGEUR DE COUPE 3-6 MM

ADAPTION ACC. TO DIN 8030
 ATTACHEMENT DIN 8030



Designation Réf. de l'article	D	d	d1	L	b	Z	Zeff	kg	Related Insert Plaquette préconisée
3VJ5V063003F0R00	63	16	30	32	3	8	4	0,16	AB
3VJ5V063004F0R00	63	16	30	32	4	8	4	0,19	CDEFG
3VJ5V063005F0R00	63	16	30	32	5	8	4	0,21	HIJKL
3VJ5V063006F0R00	63	16	30	32	6	6	3	0,22	MNOPQR
3VJ5V080003F1R00	80	22	38	40	3	10	5	0,32	AB
3VJ5V080004F1R00	80	22	38	40	4	10	5	0,36	CDEFG
3VJ5V080005F1R00	80	22	38	40	5	10	5	0,38	HIJKL
3VJ5V080006F1R00	80	22	38	40	6	8	4	0,40	MNOPQR
3VJ5V100003F2R00	100	27	45	45	3	14	7	0,52	AB
3VJ5V100004F2R00	100	27	45	45	4	12	6	0,56	CDEFG
3VJ5V100005F2R00	100	27	45	45	5	12	6	0,60	HIJKL
3VJ5V100006F2R00	100	27	45	45	6	10	5	0,62	MNOPQR
3VJ5V125004F3R00	125	32	58	50	4	14	7	1,04	CDEFG
3VJ5V125005F3R00	125	32	58	50	5	14	7	1,10	HIJKL
3VJ5V125006F3R00	125	32	58	50	6	12	6	1,14	MNOPQR
3VJ5V160004F4R00	160	40	70	60	4	18	9	1,83	CDEFG
3VJ5V160005F4R00	160	40	70	60	5	18	9	1,93	HIJKL
3VJ5V160006F4R00	160	40	70	60	6	16	8	2,00	MNOPQR

SPARE PARTS
 ACCESSOIRES



Cutting Width / Largeurs de coupe

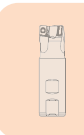
3	SM25-024-80 (0,7Nm) DS-T06F
4	SM35-034-50 (1,4Nm) DS-T09S
5	SM35-042-50 (1,4Nm) DS-T09S
6	SM40-050-50 (4,5Nm) DS-T15S

① = Insert screw / Vis de serrage plaquette ② = Screw driver / Tournevis



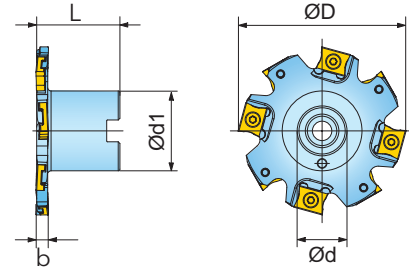

Designation Réf. de l'article	fz(min/max)	Design Execution	Grade Nuance	IN05S	IN2505	IN2515	IN2530	IN4035			
IEE211-001	0,05/0,12	positive geometry R0,4 / Géométrie positive R0,4			●		●	●			
IEE211-001-P	0,05/0,12	non-ferrous geometry, polished R0,4 / Géo. pour mat. non fer., polie R0,4	●								
IEE311-001	0,05/0,12	positive geometry R0,4 / Géométrie positive R0,4		●	●	●	●	●			
IEE311-001-P	0,05/0,12	non-ferrous geometry, polished R0,4 / Géo. pour mat. non fer., polie R0,4	●								
IEE311-002	0,05/0,15	positive geometry R0,8 / Géométrie positive R0,8		●	●	●	●	●			
IEE311-002-P	0,05/0,15	non-ferrous geometry, polished R0,8 / Géo. pour mat. non fer., polie R0,8	●								
IEE311-004	0,05/0,15	positive geometry 0,15x20° / Géométrie positive 0,15x20°		●			●				
IEE312-001	0,05/0,17	positive geometry R0,4 / Géométrie positive R0,4		●	●	●	●	●			
IEE312-001-P	0,05/0,17	non-ferrous geometry, polished R0,4 / Géo. pour mat. non fer., polie R0,4	●								
IEE312-002	0,05/0,17	positive geometry R0,8 / Géométrie positive R0,8		●	●	●	●	●			
IEE312-002-P	0,05/0,17	non-ferrous geometry, polished R0,8 / Géo. pour mat. non fer., polie R0,8	●								
IEE312-004	0,05/0,17	positive geometry 0,15x20° / Géométrie positive 0,15x20°		●			●				
IXE412-001	0,05/0,20	positive geometry R0,4 / Géométrie positive R0,4		●	●	●	●	●			
IXE412-001-P	0,05/0,20	non-ferrous geometry, polished R0,4 / Géo. pour mat. non fer., polie R0,4	●								
IXE412-002	0,05/0,20	positive geometry R0,8 / Géométrie positive R0,8		●	●	●	●	●			
IXE412-002-P	0,05/0,20	non-ferrous geometry, polished R0,8 / Géo. pour mat. non fer., polie R0,8	●								
IXE412-003	0,05/0,20	positive geometry R1,6 / Géométrie positive R1,6		●			●				
IXE412-004	0,05/0,20	positive geometry 0,3x17° / Géométrie positive 0,3x17°		●			●				

● = P ● = M ● = K ● = N ● = S ○ = H

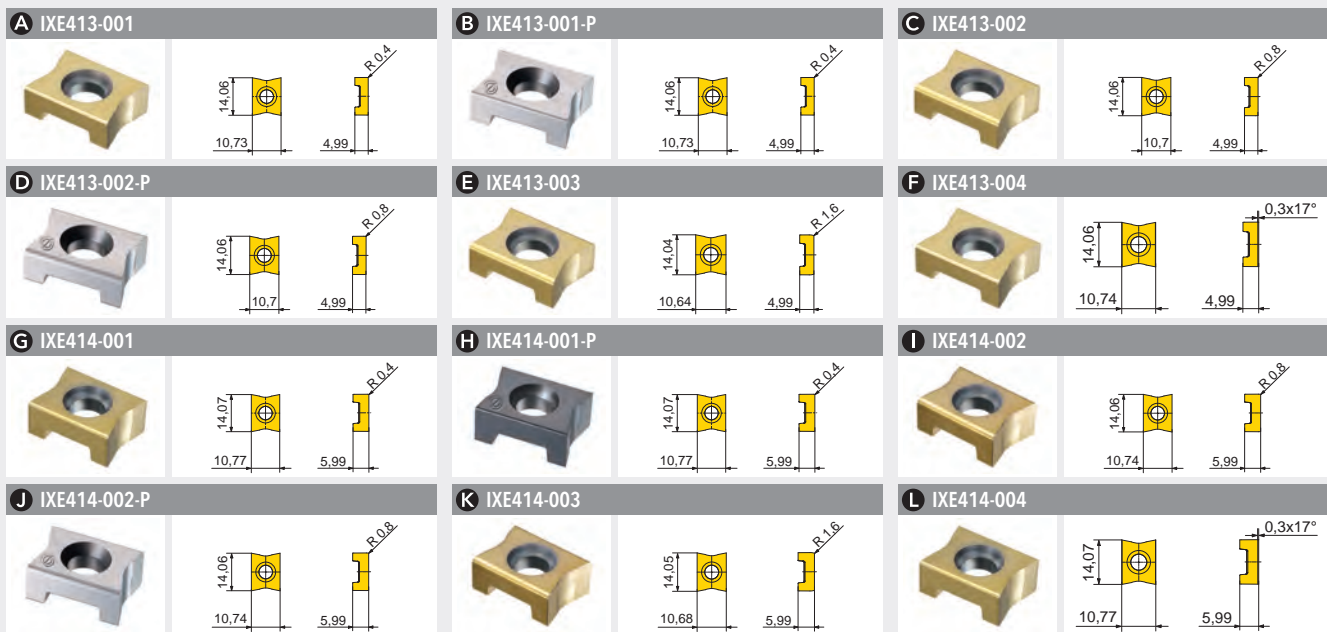


GOLDOSLOT™ SLOT MILL 3VJ5V..F 7-10 MM CUTTING WIDTH
FRAISE-DISQUE 3 TAILLES 3VJ5V..F LARGEUR DE COUPE 7-10 MM

ADAPTION ACC. TO DIN 8030
 ATTACHEMENT DIN 8030

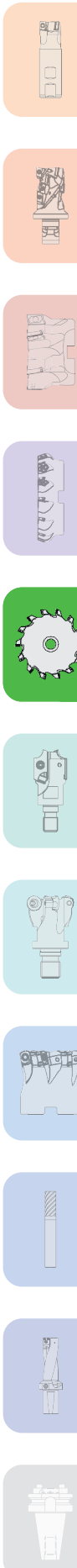


Designation Réf. de l'article	D	d	d1	L	b	Z	Zeff	kg	Related Insert Plaquette préconisée
3VJ5V063007F0R00	63	16	30	32	7	6	3	0,23	ABCDEF
3VJ5V063008F0R00	63	16	30	32	8	6	3	0,24	ABCDEF
3VJ5V063009F0R00	63	16	30	32	9	6	3	0,26	GHIJKL
3VJ5V063010F0R00	63	16	30	32	10	6	3	0,27	GHIJKL
3VJ5V080007F1R00	80	22	38	40	7	8	4	0,42	ABCDEF
3VJ5V080008F1R00	80	22	38	40	8	8	4	0,45	ABCDEF
3VJ5V080009F1R00	80	22	38	40	9	8	4	0,48	GHIJKL
3VJ5V080010F1R00	80	22	38	40	10	8	4	0,50	GHIJKL
3VJ5V100007F2R00	100	27	45	45	7	10	5	0,66	ABCDEF
3VJ5V100008F2R00	100	27	45	45	8	10	5	0,70	ABCDEF
3VJ5V100009F2R00	100	27	45	45	9	10	5	0,72	GHIJKL
3VJ5V100010F2R00	100	27	45	45	10	10	5	0,76	GHIJKL
3VJ5V125007F3R00	125	32	58	50	7	12	6	1,20	ABCDEF
3VJ5V125008F3R00	125	32	58	50	8	12	6	1,26	ABCDEF
3VJ5V125009F3R00	125	32	58	50	9	12	6	1,29	GHIJKL
3VJ5V125010F3R00	125	32	58	50	10	12	6	1,35	GHIJKL
3VJ5V160007F4R00	160	40	70	60	7	16	8	2,10	ABCDEF
3VJ5V160008F4R00	160	40	70	60	8	16	8	2,21	ABCDEF
3VJ5V160009F4R00	160	40	70	60	9	16	8	2,27	GHIJKL
3VJ5V160010F4R00	160	40	70	60	10	16	8	2,38	GHIJKL



Designation Réf. de l'article	fz(min/max)	Design Execution	Grade Nuance	IN05S	IN2505	IN2515	IN2530	IN4035			
IXE413-001	0,05/0,20	positive geometry R0,4 / Géométrie positive R0,4			●	●	●	●			
IXE413-001-P	0,05/0,20	non-ferrous geometry, polished R0,4 / Géo. pour mat. non fer., polie R0,4	●								
IXE413-002	0,05/0,20	positive geometry R0,8 / Géométrie positive R0,8			●	●	●	●			
IXE413-002-P	0,05/0,20	non-ferrous geometry, polished R0,8 / Géo. pour mat. non fer., polie R0,8	●								
IXE413-003	0,05/0,20	positive geometry R1,6 / Géométrie positive R1,6			●		●				
IXE413-004	0,05/0,20	positive geometry 0,3x17° / Géométrie positive 0,3x17°			●		●				
IXE414-001	0,05/0,25	positive geometry R0,4 / Géométrie positive R0,4			●	●	●	●			
IXE414-001-P	0,05/0,25	non-ferrous geometry, polished R0,4 / Géo. pour mat. non fer., polie R0,4	●								
IXE414-002	0,05/0,25	positive geometry R0,8 / Géométrie positive R0,8			●	●	●	●			
IXE414-002-P	0,05/0,25	non-ferrous geometry, polished R0,8 / Géo. pour mat. non fer., polie R0,8	●								
IXE414-003	0,05/0,25	positive geometry R1,6 / Géométrie positive R1,6			●		●				
IXE414-004	0,05/0,25	positive geometry 0,3x17° / Géométrie positive 0,3x17°			●		●				

● = P ● = M ● = K ● = N ● = S ○ = H

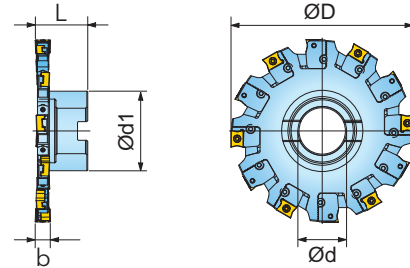



Cutting Width / Largeurs de coupe	
7	SM40-060-50 (4,5Nm) DS-T15S
8	SM40-070-50 (4,5Nm) DS-T15S
9 - 10	SM40-080-50 (4,5Nm) DS-T15S

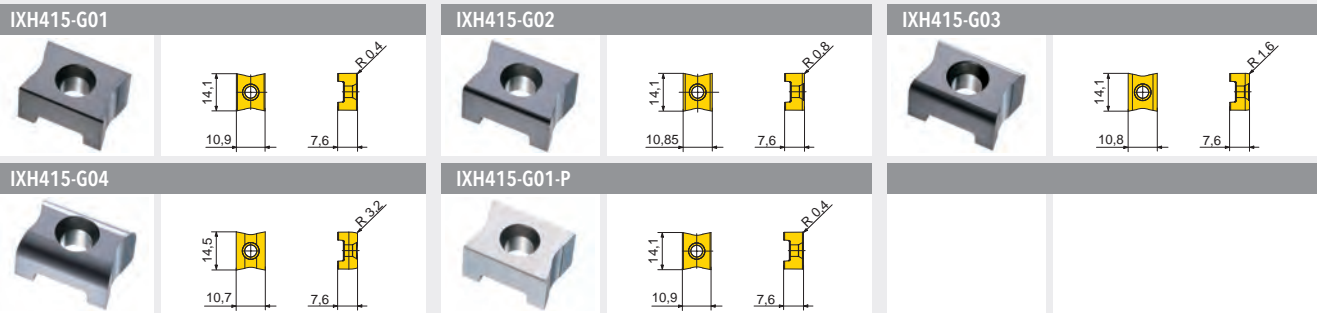
① = Insert screw / Vis de serrage plaquette ② = Screw driver / Tournevis

GOLDOSLOT™ SLOT MILL 4VJ5V...F/E 11-13 MM CUTTING WIDTH FRAISE-DISQUE 3 TAILLES 4VJ5V...F/E LARGEUR DE COUPE 11-13 MM

ADAPTION ACC. TO DIN 8030
ATTACHEMENT DIN 8030



Designation Réf. de l'article	D	d	d1	L	b	Z	Zeff	kg
4VJ5V100011F2R00	100	27	47	45	11-13	6	3	0,87
4VJ5V125011E9R00	125	32	58	45	11-13	8	4	1,14
4VJ5V160011E5R00	160	40	70	45	11-13	12	6	1,76
4VJ5V200011E5R00	200	40	90	45	11-13	14	7	3,24
4VJ5V250011F6R00	250	60	130	45	11-13	18	9	5,31
4VJ5V315011F6R00	315	60	130	45	11-13	20	10	7,41



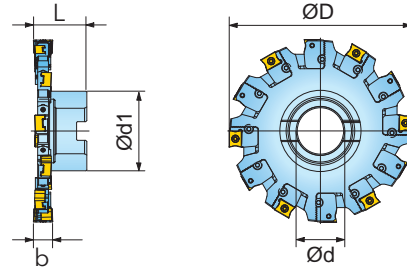
Designation Réf. de l'article	fz(min/max)	Design Execution	Grade Nuance	IN05S	IN4005	IN4030	IN4035				
IXH415-G01	0,08/0,25	positive geometry R0,4 / Géométrie positive R0,4									
IXH415-G02	0,08/0,25	positive geometry R0,8 / Géométrie positive R0,8									
IXH415-G03	0,08/0,25	positive geometry R1,6 / Géométrie positive R1,6									
IXH415-G04	0,08/0,25	positive geometry R3,2 / Géométrie positive R3,2									
IXH415-G01-P	0,05/0,20	positive geometry, polished R0,4 / Géo. pour mat. non fer., polie R0,4									

● = P ● = M ● = K ● = N ● = S ○ = H

SPARE PARTS ACCESSOIRES	①	②	③	④	⑤	⑥	⑦
	SM40-090-00 (4,5Nm)	DS-T15S	4VW101R00	4VW101L00	SC080-01	SB040-07	2K0410-02

① = Insert screw / Vis de serrage plaquette ② = Screw driver / Tournevis ③ = Cartridge RH / Cartouche RH ④ = Cartridge LH / Cartouche LH
⑤ = Setting screw / Vis de réglage ⑥ = Differential screw / Vis à pas différentiel ⑦ = Locking wedge / Coin de blocage

ADAPTION ACC. TO DIN 8030
 ATTACHEMENT DIN 8030



Designation Réf. de l'article	D	d	d1	L	b	Z	Zeff	kg
4VJ5V100013F2R00	100	27	47	45	13-17	6	3	0,94
4VJ5V125013E9R00	125	32	58	45	13-17	8	4	1,27
4VJ5V160013E5R00	160	40	70	45	13-17	12	6	1,97
4VJ5V200013E5R00	200	40	90	45	13-17	14	7	3,58
4VJ5V250013F6R00	250	60	130	45	13-17	18	9	5,80
4VJ5V315013F6R00	315	60	130	45	13-17	20	10	8,35

IXH416-G01	IXH416-G02	IXH416-G03

IXH416-G04	IXH416-G01-P












Designation Réf. de l'article	fz(min/max)	Design Execution	Grade Nuance	IN05S	IN400S	IN4030	IN4035			
IXH416-G01	0,08/0,25	positive geometry R0,4 / Géométrie positive R0,4								
IXH416-G02	0,08/0,25	positive geometry R0,8 / Géométrie positive R0,8								
IXH416-G03	0,08/0,25	positive geometry R1,6 / Géométrie positive R1,6								
IXH416-G04	0,08/0,25	positive geometry R3,2 / Géométrie positive R3,2								
IXH416-G01-P	0,05/0,20	positive geometry, polished R0,4 / Géo. pour mat. non fer., polie R0,4								

● = P ● = M ● = K ● = N ● = S ○ = H

SPARE PARTS ACCESSOIRES	①	②	③	④	⑤	⑥	⑦
	SM40-110-00 (4,5Nm) DS-T15S		4W121R00	4W121L00	SC080-01	SB040-07	2K0410-02

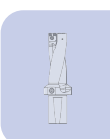
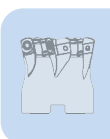
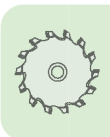
① = Insert screw / Vis de serrage ② = Screw driver / Tournevis ③ = Cartridge RH / Cartouche RH ④ = Cartridge LH / Cartouche LH
 ⑤ = Setting screw / Vis de réglage ⑥ = Differential screw / Vis à pas différentiel ⑦ = Locking wedge / Coin de blocage

FORM MILLS / FRAISES DE FORME

	D	a	Description	Code / Série	Page
	8	2,7 - 4,8	HIPPOS⁺ Chamfer Mill 12_1D...T Fraise à chanfreiner 12_1D...T	12_1D...T	142
	20	2,9 - 11,6	HIPPOS⁺ Chamfer Mill 12_1R...W Fraise à chanfreiner 12_1R...W	12_1R...W	143
	45	9 - 33,9	HIPPOS⁺ Chamfer Mill 22_3R...F Ø45 Fraise à chanfreiner 22_3R...F Ø45	22_3R...F Ø45	144
	45	6,4 - 24,4	ROUGHAIR[™] Finishing Chamfer Mill 15_1H...F Fraise à chanfreiner de finition 15_1H...F	15_1H...F	145
	10,6	3,2	HIPPOSQUAD[™] Chamfer Mill 15N1D...T Fraise à chanfreiner 15N1D...T	15N1D...T	146
	6 - 16	3,5 - 5,1	HIPPOSQUAD[™] Chamfer Mill 15_1E...W Fraise à chanfreiner 15_1E...W	15_1E...W	147
	20	5	HIPPOSQUAD[™] Chamfer Mill 15N1E...X Fraise à chanfreiner 15N1E...X	15N1E...X	148
	25	1 - 6	FASTBREAK[™] End Mill 15R...W Fraise en bout 15R...W	15R...W	149
	25	1 - 6	FASTBREAK[™] End Mill 15R...X Fraise en bout 15R...X	15R...X	150
	25 - 58	11 - 26	GOLDQUAD[™] T-Slot Mill 15T1...W Fraise à rainurer en T 15T1...W	15T1...W	151
	25 - 58	11 - 26	GOLDQUAD[™] T-Slot Mill 15T1...Z Fraise à rainurer en T 15T1...Z	15T1...Z	152
	40 - 60	18 - 28	POWERMAX[™] T-Slot Mill 16T1A...W Fraise à rainurer en T 16T1A...W	16T1A...W	154
	21,9	10,1	SPOTIN[™] Chamfer Mill FAK...W Fraise à chanfreiner FAK...W	FAK...W	156
	21,9	10,1	SPOTIN[™] Chamfer Mill FAK...X Fraise à chanfreiner FAK...X	FAK...X	157

Subject to printing error or technical changes. / Sous réserve d'erreurs d'impression ou de modifications techniques.

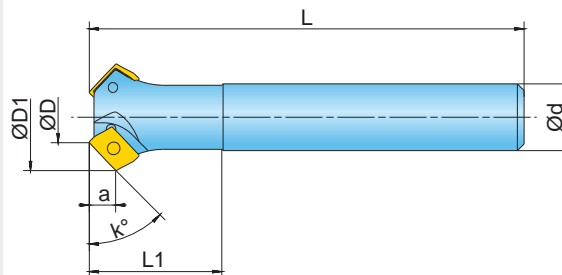
	D	a	Description	Code / Série	Page



Subject to printing error or technical changes. / Sous réserve d'erreurs d'impression ou de modifications techniques.

HIPOPOS™ CHAMFER MILL 12_1D...T
FRAISE À CHANFRÉTER 12_1D...T

ADAPTION ACC. TO DIN 1835 A
 ATTACHEMENT DIN 1835 A



Designation Réf. de l'article	D	D1	d	L	L1	κ	a	Z	kg
12P1D008025T1R00	8	17,7	10	65	20	30	2,7	2	0,04
12N1D008025T1R00	8	16,0	10	65	20	45	3,9	2	0,04
12M1D008025T1R00	8	13,7	10	65	20	60	4,8	2	0,04

AOMT060202R	AOMT060204R	AOMT060208R
AOMT060216R	AOCT060204FR-P	

Designation Réf. de l'article	fz(min/max)	Design Execution	Grade Nuance	IN05S	IN2035	IN2504	IN2505	IN2530			
AOMT060202R	0,06/0,12	positive geometry R0,2 / Géométrie positive R0,2									
AOMT060204R	0,06/0,12	positive geometry R0,4 / Géométrie positive R0,4									
AOMT060208R	0,06/0,12	positive geometry R0,8 / Géométrie positive R0,8									
AOMT060216R ¹⁾	0,06/0,12	positive geometry R1,6 / Géométrie positive R1,6									
AOCT060204FR-P	0,05/0,12	non-ferrous geometry, polished R0,4 / Géo. pour mat. non fer., polie R0,4									

¹⁾Cutter body has to be modified / Modifier le corps de fraise

● = P ● = M ● = K ● = N ● = S ○ = H

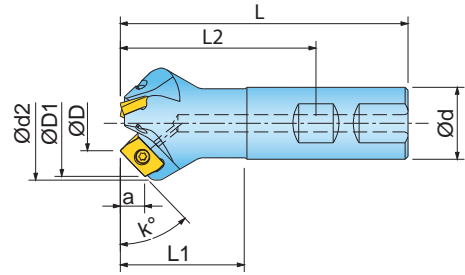
SPARE PARTS
 ACCESSOIRES

① ②

SM18-041-00 (0,5Nm) DS-TP06S (TX-Plus)

① = Insert screw / Vis de serrage plaquette ② = Screw driver / Tournevis

ADAPTION ACC. TO DIN 1835 B (WELDON)
 ATTACHEMENT DIN 1835 B (WELDON)



Designation Réf. de l'article	D	D1	d	d2	L	L1	L2	κ	a	Z		
12Q1R020044W5R00	20	42,1	25	43,2	100	44	68	15	2,9	3	✓	0,38
12P1R020044W5R00	20	40,4	25	40,7	100	44	68	30	5,9	3	✓	0,35
12N1R020044W5R00	20	36,9	25	39,5	100	44	68	45	8,4	3	✓	0,36
12M1R020044W5R00	20	31,9	25	32,2	100	44	68	60	10,3	3	✓	0,33
12L1R020044W5R00	20	26,2	25	26,4	100	44	68	75	11,6	3	✓	0,31

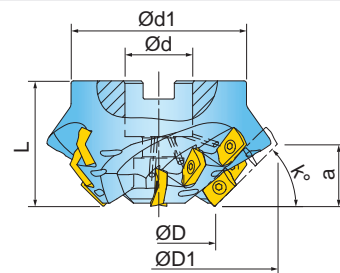
BOMT130404R		BOCT130404FR-P		BOMT130404R-DT2						
Designation Réf. de l'article	fz(min/max)	Design Execution	Grade Nuance	IN10K	IN2035	IN2504	IN2505	IN2530	IN4030	IN90D
BOMT130404R	0,12/0,20	positive geometry R0,4 / Géométrie positive R 0,4								
BOCT130404FR-P	0,05/0,25	non-ferrous geometry, polished R0,4 / Géo. pour mat. non fer., polie R0,4								
BOMT130404R-DT2	0,05/0,25	with long PCD-tip R0,4 / avec insert PCD version longue R0,4								

● = P ● = M ● = K ● = N ● = S ○ = H

SPARE PARTS ACCESSOIRES		
	SM35-088-10 (3,0Nm) DS-T10S	

① = Insert screw / Vis de serrage plaquette ② = Screw driver / Tournevis

ADAPTION ACC. TO DIN 8030
 ATTACHEMENT DIN 8030



Designation Réf. de l'article	D	D1	d	d1	L	κ	a	Z	Zeff		
22Q3R045050F2R00	45	112,5	27	70	50	15	9	12	4	✓	1,70
22P3R045050F2R00	45	105,4	27	70	50	30	17,3	12	4	✓	1,40
22N3R045050F2R00	45	94,4	27	70	50	45	24,6	12	4	✓	1,10
22M3R045050F2R00	45	80,0	27	70	50	60	30,2	12	4	✓	0,81
22L3R045050F1R00	45	63,2	22	45	50	75	33,9	12	4	✓	0,43

BOMT130404R		BOCT130404FR-P		ZOMT130404R					
Designation Réf. de l'article	fz(min/max)	Design Execution	Grade Nuance	IN10K	IN2035	IN2504	IN2505	IN2530	IN4030
BOMT130404R	0,12/0,20	positive geometry R0,4 / Géométrie positive R 0,4							
BOCT130404FR-P	0,05/0,25	non-ferrous geometry, polished R0,4 / Géo. pour mat. non fer., polie R0,4							
ZOMT130404R ¹⁾	0,12/0,20	chip splitter geometry R0,4 / Géométrie avec brise-copeaux R0,4							

¹⁾ Best results are achieved on tools with an even number of teeth. Please mount inserts alternating. / Les meilleurs résultats sont obtenus avec une fraise ayant un nombre de dents pair. Merci de monter les arêtes de manière alternée.

● = P ● = M ● = K ● = N ● = S ○ = H

SPARE PARTS
 ACCESSOIRES

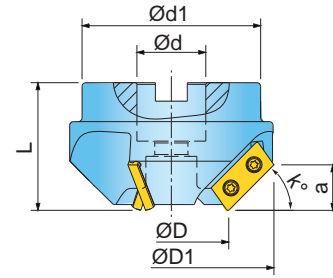



SM35-088-10 (3,0Nm) DS-T10S

① = Insert screw / Vis de serrage plaquette ② = Screw driver / Tournevis

ROUGH AIR™ FINISHING CHAMFER MILL 15_1H...F
FRAISE A CHANFREINER DE FINITION 15_1H...F

ADAPTION ACC. TO DIN 8030
 ATTACHEMENT DIN 8030



Designation Réf. de l'article	D	D1	d	d1	L	κ	a	Z	IK	kg
15Q1H045050F2R00	45	93,4	27	70	50	15	6,4	3	✓	1,63
15P1H045050F2R00	45	88,5	27	70	50	30	12,4	3	✓	1,38
15N1H045050F2R00	45	80,7	27	70	50	45	17,8	3	✓	1,05
15M1H045050F2R00	45	70,3	27	70	50	60	21,8	3	✓	0,82
15L1H045050F1R00	45	58,1	22	45	50	75	24,4	3	✓	0,43

BEHW250308R		BEHW250308R-P									
Designation Réf. de l'article	fz(min/max)	Design Execution	Grade Nuance	IN15K	IN2540						
BEHW250308R	0,08/0,20	neutral geometry R0,8 / Géométrie neutre R0,8			●						
BEHW250308R-P	0,05/0,20	non-ferrous geometry, polished R0,8 / Géo. pour mat. non fer., polie R0,8	●								

● = P ● = M ● = K ● = N ● = S ○ = H

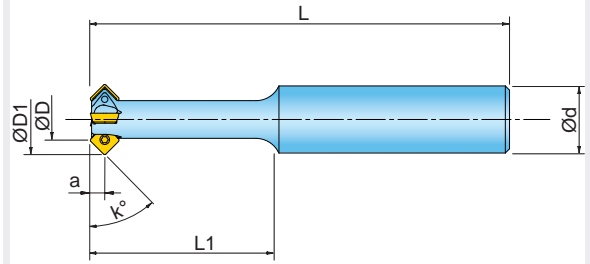
SPARE PARTS ACCESSOIRES	①	②
	SM35-089-00 (3,0Nm) DS-T15S	

① = Insert screw / Vis de serrage plaquette ② = Screw driver / Tournevis

HIPOPOSQUAD™ CHAMFER MILL 15N1D...T

FRAISE A CHANFREINER 15N1D...T

ADAPTION ACC. TO DIN 1835 A
ATTACHEMENT DIN 1835 A



Designation Réf. de l'article	D	D1	d	L	L1	κ	a	Z	kg
15N1D017045T3R00	10,6	17	16	100	45	45	3,2	4	0,11

SDMT050204N		SDCT050204FN-P							
Designation Réf. de l'article	fz(min/max)	Design Execution	Grade Nuance	IN10K	IN2505				
SDMT050204N	0,06/0,12	positive geometry R0,4 / Géométrie positive R0,4							
SDCT050204FN-P	0,05/0,15	non-ferrous geometry, polished R0,4 / Géo. pour mat. non fer., polie R0,4							

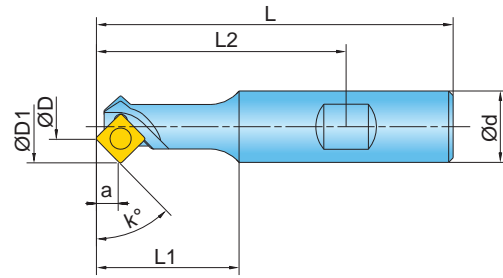
● = P ● = M ● = K ● = N ● = S ○ = H



DS-TP06S (TX-Plus) SM20-043-00 (0,7Nm)

① = Screw driver / Tournevis ② = Insert screw / Vis de serrage plaquette

ADAPTION ACC. TO DIN 1835 B (WELDON)
 ATTACHEMENT DIN 1835 B (WELDON)



Designation Réf. de l'article	D	D1	d	L	L1	L2	κ	a	Z	kg
15P1E006032W3R00	6	18,6	16	80	32	56	30	3,5	1	0,09
15N1E006032W3R00	6	16,3	16	80	32	56	45	5,1	1	0,09
15M1E006032W3R00	6	13,1	16	80	32	56	60	6,2	1	0,09
15N1E016035W4R00	16	26,4	20	85	35	60	45	5,1	2	0,19

SDMT080305N		SDMW080305TN		SDCT080305FN-P						
Designation Réf. de l'article	fz(min/max)	Design Execution	Grade Nuance	IN05S	IN2505	IN4030				
SDMT080305N	0,13/0,17	positive geometry R0,5 / Géométrie positive R0,5								
SDMW080305TN	0,13/0,20	neutral geometry, K-land R0,5 / Géomé. neutre avec chan. d'arête R0,5								
SDCT080305FN-P	0,05/0,20	non-ferrous geometry, polished R0,5 / Géomé. pour mat. non fer., polie R0,5								

● = P ● = M ● = K ● = N ● = S ○ = H

SPARE PARTS
 ACCESSOIRES

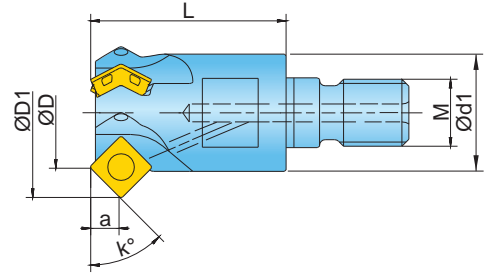


SM30-065-00 (2,0Nm) DS-T09S

① = Insert screw / Vis de serrage plaquette ② = Screw driver / Tournevis

HIPOSSQUAD™ CHAMFER MILL 15N1E...X FRAISE A CHANFREINER 15N1E...X

SCREW-IN TYPE ADAPTION
ATTACHEMENT FILETÉ



Designation Réf. de l'article	D	D1	d1	L	κ	a	M	Z		
15N1E020035X7R00	20	30,4	21	35	45	5	M12	3	✓	0,09

SDMT080305N		SDMW080305TN		SDCT080305FN-P						
Designation Réf. de l'article	fz(min/max)	Design Execution	Grade Nuance	IN05S	IN2505	IN4030				
SDMT080305N	0,13/0,17	positive geometry R0,5 / Géométrie positive R0,5								
SDMW080305TN	0,13/0,20	neutral geometry, K-land R0,5 / Géo. neutre avec chan. d'arête R0,5								
SDCT080305FN-P	0,05/0,20	non-ferrous geometry, polished R0,5 / Géo. pour mat. non fer., polie R0,5								

● = P ● = M ● = K ● = N ● = S ○ = H

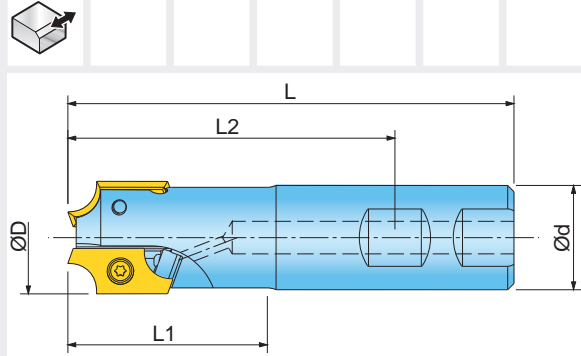
SPARE PARTS
ACCESSOIRES



SM30-065-00 (2,0Nm) DS-T09S

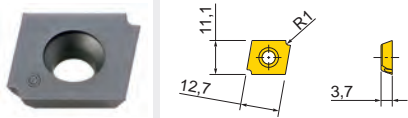
① = Insert screw / Vis de serrage plaquette ② = Screw driver / Tournevis

ADAPTION ACC. TO DIN 1835 B (WELDON)
ATTACHEMENT DIN 1835 B (WELDON)

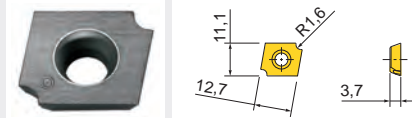


Designation Réf. de l'article	D	d	L	L1	L2	Z	Insert			Related Insert Plaquette préconisée
15R1V025040W5R00	25	25	100	40	68	2	BEEW	✓	0,28	A B C D
15R4H025040W5R00	25	25	100	40	68	2	FEEW	✓	0,34	F G H

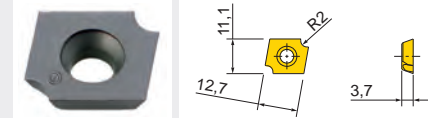
A BEEW120310R-CR



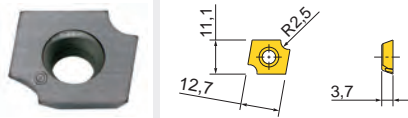
B BEEW120316R-CR



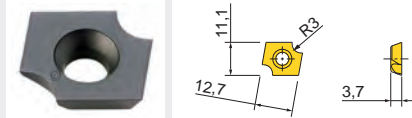
C BEEW120320R-CR



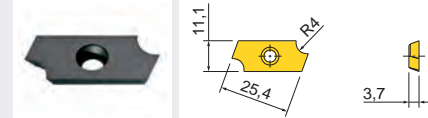
D BEEW120325R-CR



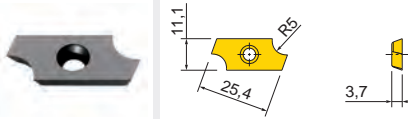
E BEEW120330R-CR



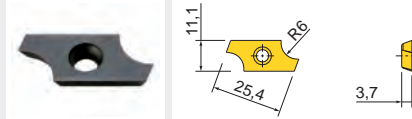
F FEEW250340R-CR



G FEEW250350R-CR



H FEEW250360R-CR



Designation Réf. de l'article	fz(min/max)	Design Execution	Grade Nuance	IN2530							
BEEW120310R-CR	0,08/0,20	neutral geometry R1,0 / Géométrie neutre R1,0									
BEEW120316R-CR	0,08/0,20	neutral geometry R1,6 / Géométrie neutre R1,6									
BEEW120320R-CR	0,08/0,20	neutral geometry R2,0 / Géométrie neutre R2,0									
BEEW120325R-CR	0,08/0,20	neutral geometry R2,5 / Géométrie neutre R2,5									
BEEW120330R-CR	0,08/0,20	neutral geometry R3,0 / Géométrie neutre R3,0									
FEEW250340R-CR	0,08/0,20	neutral geometry R4,0 / Géométrie neutre R4,0									
FEEW250350R-CR	0,08/0,20	neutral geometry R5,0 / Géométrie neutre R5,0									
FEEW250360R-CR	0,08/0,20	neutral geometry R6,0 / Géométrie neutre R6,0									

● = P ● = M ● = K ● = N ● = S ○ = H

SPARE PARTS
ACCESSOIRES

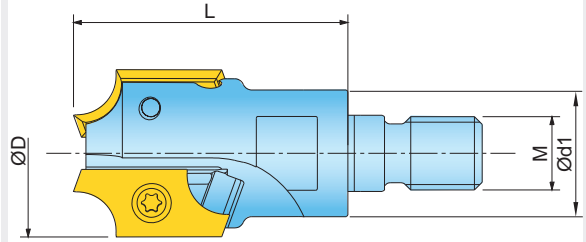


Insert Type / Plaquette

BEEW	SM35-070-00 (3,0Nm) DS-T15S
FEEW	SM40-093-20 (4,5Nm) DS-T15S

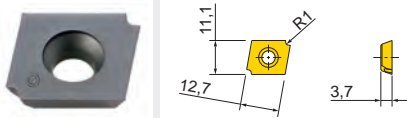
① = Insert screw / Vis de serrage plaquette ② = Screw driver / Tournevis

SCREW-IN TYPE ADAPTION
ATTACHEMENT FILETÉ

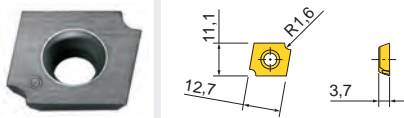


Designation Réf. de l'article	D	d1	L	M	Z	Insert			Related Insert Plaquette préconisée
15R1V025035X7R00	25	21	35	M12	2	BEEW	✓	0,10	A B C D
15R4H025043X7R00	25	21	43	M12	2	FEEW	✓	0,11	E G H

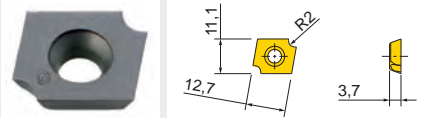
A BEEW120310R-CR



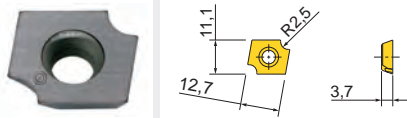
B BEEW120316R-CR



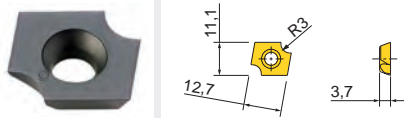
C BEEW120320R-CR



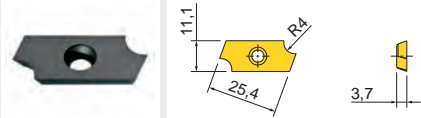
D BEEW120325R-CR



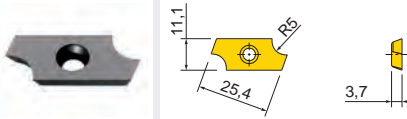
E BEEW120330R-CR



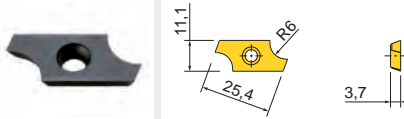
F FEEW250340R-CR



G FEEW250350R-CR



H FEEW250360R-CR



Designation Réf. de l'article	fz(min/max)	Design Execution	Grade Nuance	IN2530							
BEEW120310R-CR	0,08/0,20	neutral geometry R1,0 / Géométrie neutre R1,0									
BEEW120316R-CR	0,08/0,20	neutral geometry R1,6 / Géométrie neutre R1,6									
BEEW120320R-CR	0,08/0,20	neutral geometry R2,0 / Géométrie neutre R2,0									
BEEW120325R-CR	0,08/0,20	neutral geometry R2,5 / Géométrie neutre R2,5									
BEEW120330R-CR	0,08/0,20	neutral geometry R3,0 / Géométrie neutre R3,0									
FEEW250340R-CR	0,08/0,20	neutral geometry R4,0 / Géométrie neutre R4,0									
FEEW250350R-CR	0,08/0,20	neutral geometry R5,0 / Géométrie neutre R5,0									
FEEW250360R-CR	0,08/0,20	neutral geometry R6,0 / Géométrie neutre R6,0									

● = P ● = M ● = K ● = N ● = S ○ = H

SPARE PARTS
ACCESSOIRES

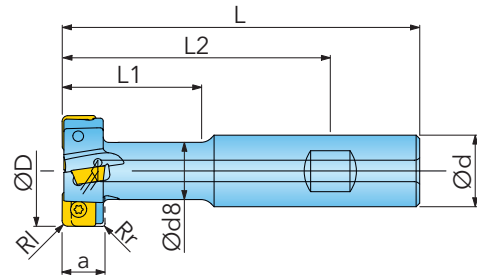


Insert Type / Plaquette

BEEW	SM35-070-00 (3,0Nm) DS-T15S
FEEW	SM40-093-20 (4,5Nm) DS-T15S

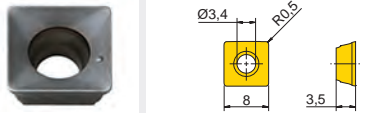
① = Insert screw / Vis de serrage plaquette ② = Screw driver / Tournevis

ADAPTION ACC. TO DIN 1835 B (WELDON)
 ATTACHEMENT DIN 1835 B (WELDON)

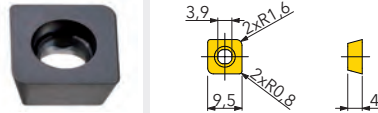


Designation Réf. de l'article	D	d	d8	L	L1	L2	a	Z	Zeff	IK	kg	Related Insert Plaquelette préconisée
15T1E025011W3R00	25	16	13	85	31	61	11	2	1	✓	0,11	A
15T1F031012W4R00	31	20	16	100	39	75	12	4	2	✓	0,20	B
15T1F039016W5R00	38,5	25	19	110	49	78	16	4	2	✓	0,34	C D
15T1P048020W6R00	48	32	25	125	60	89	20	4	2	✓	0,63	E
15T1P058026W6R00	58	32	31	140	75	104	26	6	2	✓	0,90	E

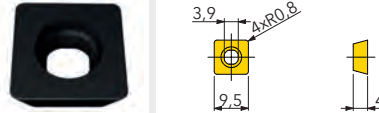
A SDMT080305N



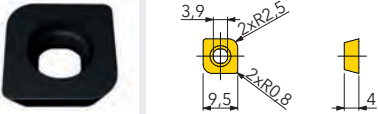
B SDES090416TN-002



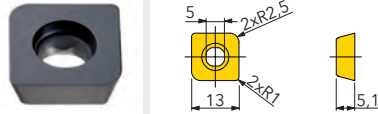
C SDES090408TN



D SDES090425TN-002



E SDES130525TN-002



Designation Réf. de l'article	fz(min/max)	Design Execution	Grade Nuance	IN2505	IN4030
SDMT080305N	0,13/0,17	positive geometry R0,5 / Géométrie positive R0,5			
SDES090416TN-002	0,10/0,15	neutral geometry, K-land 2xR0,8/2xR1,6 / Géo. neutre avec chan. d'arête 2xR0,8/2xR1,6			
SDES090408TN	0,10/0,15	neutral geometry, K-land 4xR0,8 / Géo. neutre avec chan. d'arête 4xR0,8			
SDES090425TN-002	0,10/0,15	neutral geometry, K-land 2xR0,8/2xR2,5 / Géo. neutre avec chan. d'arête 2xR0,8/2xR2,5			
SDES130525TN-002	0,12/0,20	neutral geometry, K-land 2xR1,0/2xR2,5 / Géo. neutre avec chan. d'arête 2xR1,0/2xR2,5			

● = P ● = M ● = K ● = N ● = S ○ = H

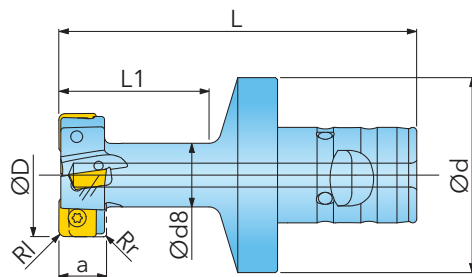


Diameter Range / Diamètres

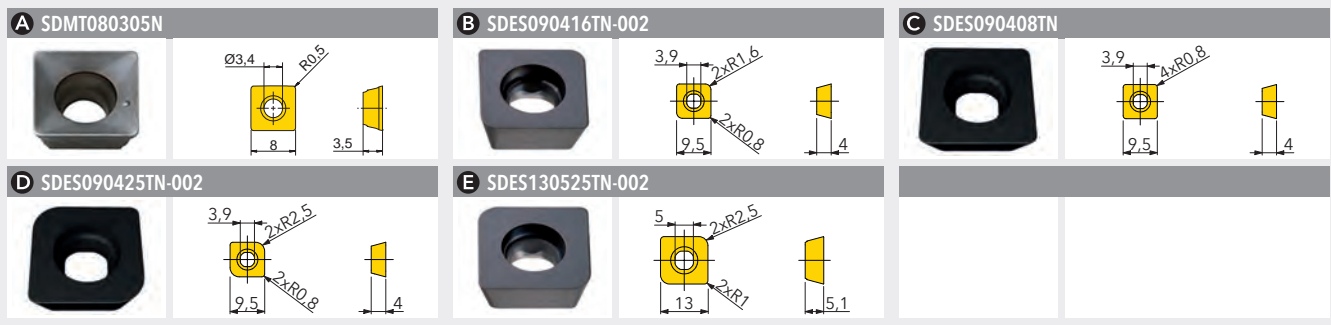
25	SM30-065-00 (2,0Nm) DS-T09S
31 - 38,5	SM30-075-R0 (2,0Nm) DS-T09S
48 - 58	SM40-100-R0 (4,5Nm) DS-T15S

① = Insert screw / Vis de serrage plaquelette ② = Screw driver / Tournevis

MODULAR MILLING ADAPTOR INNOFIT
 ATTACHEMENT MODULAIRE INNOFIT

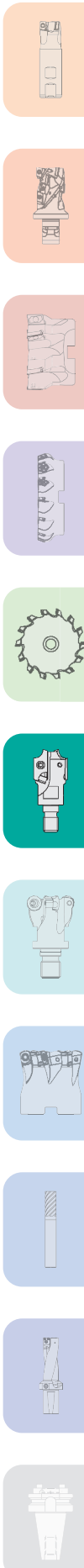


Designation Réf. de l'article	D	d	d8	L	L1	a	MOD	Z	Zeff	 IK	 kg	Related Insert Plaquette préconisée
15T1E025011Z4R00	25	49	13	45	31	11	40	2	1	✓	0,29	A
15T1F031012Z4R00	31	49	16	55	38	12	40	4	2	✓	0,34	B
15T1F039016Z4R00	38,5	49	19	65	48	16	40	4	2	✓	0,41	C D
15T1P048020Z5R00	48	78	25	80	60	20	50	4	2	✓	1,13	E
15T1P058026Z5R00	58	78	31	95	75	26	50	6	2	✓	1,42	E



Designation Réf. de l'article	fz(min/max)	Design Execution	Grade Nuance	IN2505	IN4030						
SDMT080305N	0,13/0,17	positive geometry R0,5 / Géométrie positive R0,5									
SDES090416TN-002	0,10/0,15	neutral geometry, K-land 2xR0,8/2xR1,6 / Géo. neutre avec chan. d'arête 2xR0,8/2xR1,6									
SDES090408TN	0,10/0,15	neutral geometry, K-land 4xR0,8 / Géo. neutre avec chan. d'arête 4xR0,8									
SDES090425TN-002	0,10/0,15	neutral geometry, K-land 2xR0,8/2xR2,5 / Géo. neutre avec chan. d'arête 2xR0,8/2xR2,5									
SDES130525TN-002	0,12/0,20	neutral geometry, K-land 2xR1,0/2xR2,5 / Géo. neutre avec chan. d'arête 2xR1,0/2xR2,5									

● = P ● = M ● = K ● = N ● = S ○ = H

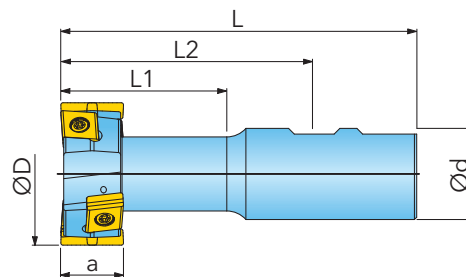


SPARE PARTS ACCESSOIRES	
①	②
Diameter Range / Diamètres	
25	SM30-065-00 (2,0Nm) DS-T09S
31 - 38,5	SM30-075-R0 (2,0Nm) DS-T09S
48 - 58	SM40-100-R0 (4,5Nm) DS-T15S

① = Insert screw / Vis de serrage plaquette ② = Screw driver / Tournevis

POWEROMAX™ T-SLOT MILL 16T1A...W
FRAISE A RAINURER EN T 16T1A...W

ADAPTION ACC. TO DIN 1835 B (WELDON)
 ATTACHEMENT DIN 1835 B (WELDON)




Designation Réf. de l'article	D	d	d8	L	L1	L2	a	Z	Zeff	 IK	 kg	Related Insert Plaquette préconisée
16T1A040018W5R00	40	25	20	110	48	78	18	4	2	✓	0,373	A B C D E F
16T1A050022W6R00	50	32	26	125	58	89	22	4	2	✓	0,720	G H I J K L
16T1A060028W6R00	60	32	33	140	73	104	28	6	3	✓	1,079	M N O P Q R

SPARE PARTS
 ACCESSOIRES



SM40-100-R0 (4,5Nm) DS-T15S

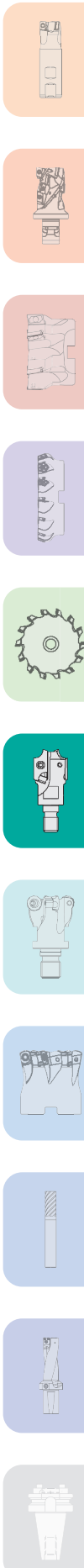
① = Insert screw / Vis de serrage plaquette ② = Screw driver / Tournevis



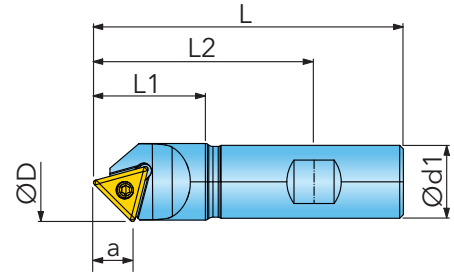
Designation Réf. de l'article	fz(min/max)	Design Execution	Grade Nuance	IN4005	IN4015	IN4030				
DPD314-201-S	0,10/0,20	positive geometry R0,8 / Géométrie positive R0,8		●	●	●				
DPD314-202-S	0,10/0,20	positive geometry R1,6 / Géométrie positive R1,6		●	●	●				
DPD314-203-S	0,10/0,20	positive geometry R2,4 / Géométrie positive R2,4		●	●	●				
DNE314-201-S ¹⁾	0,10/0,25	negative geometry R0,8 / Géométrie négatives R0,8		●	●	●				
DNE314-202-S ¹⁾	0,10/0,25	negative geometry R1,6 / Géométrie négatives R1,6		●	●	●				
DNE314-203-S ¹⁾	0,10/0,25	negative geometry R2,4 / Géométrie négatives R2,4		●	●	●				
DPD324-201-S	0,10/0,20	positive geometry R0,8 / Géométrie positive R0,8		●	●	●				
DPD324-202-S	0,10/0,20	positive geometry R1,6 / Géométrie positive R1,6		●	●	●				
DPD324-203-S	0,10/0,20	positive geometry R2,4 / Géométrie positive R2,4		●	●	●				
DNE324-201-S ¹⁾	0,10/0,25	negative geometry R0,8 / Géométrie négatives R0,8		●	●	●				
DNE324-202-S ¹⁾	0,10/0,25	negative geometry R1,6 / Géométrie négatives R1,6		●	●	●				
DNE324-203-S ¹⁾	0,10/0,25	negative geometry R2,4 / Géométrie négatives R2,4		●	●	●				
DPD324-301-S	0,10/0,20	positive geometry R0,8 / Géométrie positive R0,8		●	●	●				
DPD324-302-S	0,10/0,20	positive geometry R1,6 / Géométrie positive R1,6		●	●	●				
DPD324-303-S	0,10/0,20	positive geometry R2,4 / Géométrie positive R2,4		●	●	●				
DNE324-301-S ¹⁾	0,10/0,25	negative geometry R0,8 / Géométrie négatives R0,8		●	●	●				
DNE324-302-S ¹⁾	0,10/0,25	negative geometry R1,6 / Géométrie négatives R1,6		●	●	●				
DNE324-303-S ¹⁾	0,10/0,25	negative geometry R2,4 / Géométrie négatives R2,4		●	●	●				

¹⁾ on request / sur demande

● = P ● = M ● = K ● = N ● = S ○ = H



ADAPTION ACC. TO DIN 1835 B (WELDON)
 ATTACHEMENT DIN 1835 B (WELDON)



Designation Réf. de l'article	D	d1	L	L1	L2	a	Z	kg
FAK0219090W4R01	21,9	20	85	34	60	10,1	1	0,15

TFLT15T303N		TFLT15T308N			
Designation Réf. de l'article	fz(min/max)	Design Execution	Grade Nuance	IN2530	
TFLT15T303N	0,03/0,10	positive chip breaker geometry R0,3 / Géométrie coupe positive R0,3			
TFLT15T308N	0,03/0,10	positive wiper geometry R0,8 / Géométrie coupe positive R0,8			

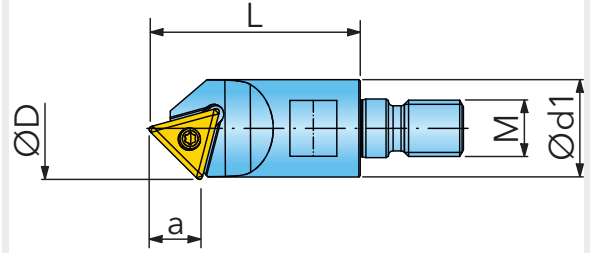
● = P ● = M ● = K ● = N ● = S ○ = H

SPARE PARTS ACCESSOIRES	①	②

SM30-065-00 (2,0Nm) DS-T09S

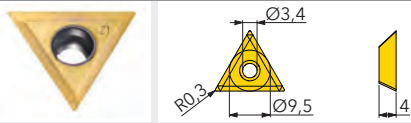
① = Insert screw / Vis de serrage plaquette ② = Screw driver / Tournevis

SCREW-IN TYPE ADAPTION
 ATTACHEMENT FILETÉ

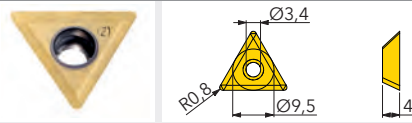


Designation Réf. de l'article	D	d1	L	a	M	Z	kg
FAK0219090X7R01	21,9	21	45	10,1	M12	1	0,10

TFLT15T303N



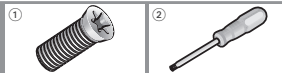
TFLT15T308N



Designation Réf. de l'article	fz(min/max)	Design Execution	Grade Nuance	IN2530								
TFLT15T303N	0,03/0,10	positive chip breaker geometry R0,3 / Géométrie coupe positive R0,3										
TFLT15T308N	0,03/0,10	positive wiper geometry R0,8 / Géométrie coupe positive R0,8										

● = P ● = M ● = K ● = N ● = S ○ = H















SPARE PARTS
 ACCESSOIRES



SM30-065-00 (2,0Nm) DS-T09S















① = Insert screw / Vis de serrage plaquette ② = Screw driver / Tournevis

COPY & PLUNGING MILLS / FRAISES À COPIER & TREFLER

	D	a	Description	Code / Série	Page
	12 - 25	3	FORMMASTER™ Copy End Mill 15B1D...X Fraise à copier 15B1D...X	15B1D...X	162
	16 - 30	4	FORMMASTER™ Copy End Mill 15B1E...X Fraise à copier 15B1E...X	15B1E...X	163
	20 - 42	5	FORMMASTER™ Copy End Mill 15B1G...X Fraise à copier 15B1G...X	15B1G...X	164
	24 - 42	6	FORMMASTER™ Copy End Mill 15B1H...X Fraise à copier 15B1H...X	15B1H...X	165
	32	8	FORMMASTER™ Copy End Mill 15B1K...X Fraise à copier 15B1K...X	15B1K...X	166
	52 - 66	5	FORMMASTER™ Copy Face Mill 5W2G Fraise à copier 5W2G	5W2G	167
	52 - 80	6	FORMMASTER™ Copy Face Mill 5W2H Fraise à copier 5W2H	5W2H	168
	52 - 160	8	FORMMASTER™ Copy Face Mill 5W2K Fraise à copier 5W2K	5W2K	169
	16	4	FORMMASTER[±] Copy End Mill 15B2E...X Fraise à copier 15B2E...X	15B2E...X	170
	20 - 42	5	FORMMASTER[±] Copy End Mill 15B2G...X Fraise à copier 15B2G...X	15B2G...X	171
	24 - 42	6	FORMMASTER[±] Copy End Mill 15B2H...X Fraise à copier 15B2H...X	15B2H...X	172
	32 - 42	8	FORMMASTER[±] Copy End Mill 15B2K...X Fraise à copier 15B2K...X	15B2K...X	173
	52	5	FORMMASTER[±] Copy Face Mill 5W7G Fraise à copier 5W7G	5W7G	174
	52 - 80	6	FORMMASTER[±] Copy Face Mill 5W7H Fraise à copier 5W7H	5W7H	175















Subject to printing error or technical changes. / Sous réserve d'erreurs d'impression ou de modifications techniques.

COPY & PLUNGING MILLS / FRAISES À COPIER & TREFLER

	D	a	Description	Code / Série	Page
	52 - 160	8	FORMMASTER⁺ Copy Face Mill 5W7K Fraise à copier 5W7K	5W7K	176
	66 - 160	10	FORMMASTER⁺ Copy Face Mill 5W7M Fraise à copier 5W7M	5W7M	177
	20 - 35	2,5	BLADEMASTER⁺ Copy End Mill 15B5G...X Fraise à copier 15B5G...X	15B5G...X	178
	25 - 35	3	BLADEMASTER⁺ Copy End Mill 15B5H...X Fraise à copier 15B5H...X	15B5H...X	179
	40 - 63	2,5	BLADEMASTER⁺ Copy End Mill 5B5G Fraise à copier 5B5G	5B5G	180
	40 - 80	3	BLADEMASTER⁺ Copy End Mill 5B5H Fraise à copier 5B5H	5B5H	181
	24 - 42	6	FORMMASTER^{PRO} Copy End Mill 15E1H...X Fraise à copier 15E1H...X	15E1H...X	182
	32 - 42	8	FORMMASTER^{PRO} Copy End Mill 15E1K...X Fraise à copier 15E1K...X	15E1K...X	183
	50 - 80	6	FORMMASTER^{PRO} Copy End Mill 5E6H Fraise à copier 5E6H	5E6H	184
	50 - 160	8	FORMMASTER^{PRO} Copy Face Mill 5E6K Fraise à copier 5E6K	5E6K	185
	25 - 42	5	FORMMASTER[®] Copy End Mill 1DE6G...X Fraise à copier 1DE6G...X	1DE6G...X	186
	32 - 40	6	FORMMASTER[®] Copy End Mill 1DE6H...X Fraise à copier 1DE6H...X	1DE6H...X	187
	40 - 52	5	FORMMASTER[®] Copy End Mill DE6G Fraise à copier DE6G	DE6G	188
	40 - 100	6 - 5	FORMMASTER[®] Copy End Mill DE6H Fraise à copier DE6H	DE6H	189

Subject to printing error or technical changes. / Sous réserve d'erreurs d'impression ou de modifications techniques.

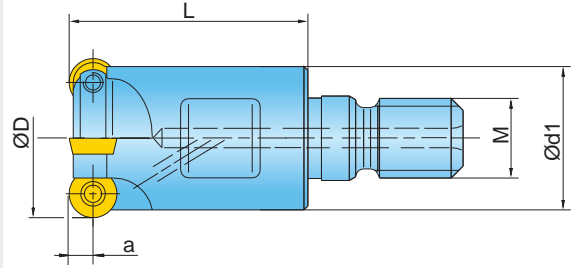
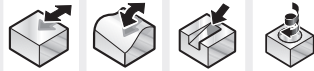
COPY & PLUNGING MILLS / FRAISES À COPIER & TREFLER

	D	a	Description	Code / Série	Page
	50 - 160	8	FORMMASTER[®] Copy End Mill DE6K Fraise à copier DE6K	DE6K	190
	16 - 42	1	FORMMASTER[™] Copy End Mill 15V1D...X Fraise à copier 15V1D...X	15V1D...X	191
	25 - 42	2	FORMMASTER[™] Copy End Mill 15V1G...X Fraise à copier 15V1G...X	15V1G...X	192
	52 - 100	2	FORMMASTER[™] Copy Face Mill 5V6G Fraise à copier 5V6G	5V6G	193
	16 - 32	11,8 - 21,4	PRO•DUO[™] Copy End Mill 1TW...T/U/W Fraise à copier 1TW...T/U/W	1TW...T/U/W	194
	16 - 32	11,8 - 21,4	PRO•DUO[™] Copy End Mill 1TW...X Fraise à copier 1TW...X	1TW...X	196
	16 - 32	20 - 44,5	PRO•DUO[™] Copy End Mill with insert protection 1TW...T/U/W Fraise à copier 1TW...T/U/W	1TW...T/U/W	197
	8 - 32	4 - 16	FINISH•BALL[±] Copy Mill cylindrical 12A9... Fraise à copier cylindrique 12A9...	12A9...	198
	8 - 30	4 - 15	FINISH•BALL[±] Copy Mill conical 12A8... Fraise à copier conique 12A8...	12A8...	200
	8 - 32	4 - 16	FINISH•BALL[±] Copy Mill carbide shank 12A... Fraise à copier queue carbure 12A5...	12A5...	202
	10 - 32	5 - 16	FINISH•BALL[±] Copy Mill screw-in type 12A9...X Fraise à copier tête vissée 12A9...X	12A9...X	204
	10 - 25	R+1	FINISH•BALL[±] Copy Mill screw-in type 12U9...X Fraise à copier tête vissée 12U9...X	12U9...X	206
	16 - 42	5 - 8	PUNCH•IN[™] Plunging Mill DHU...X_R01 90° Fraise à trefler DHU...X_R01 90°	DHU...X_R01 90°	208
	16 - 42	5 - 8	PUNCH•IN[™] Plunging Mill DHU...X_R00 backdraft Fraise à trefler DHU...X_R00 dépourillée	DHU...X_R00	209

Subject to printing error or technical changes. / Sous réserve d'erreurs d'impression ou de modifications techniques.

FORMMASTER™ COPY END MILL 15B1D...X FRAISE À COPIER 15B1D...X

SCREW-IN TYPE ADAPTION
ATTACHEMENT FILETÉ



Designation Réf. de l'article	D	d1	L	a	M	Z	Insert Ø			
15B1D012028X4R00	12	11,8	28	3	M6	2	6	10	✓	0,02
15B1D012028X5R00	12	13	28	3	M8	2	6	10	✓	0,02
15B1D016023X5R00	16	13	23	3	M8	3	6	8	✓	0,02
15B1D020030X6R00	20	18	30	3	M10	4	6	8	✓	0,06
15B1D025035X7R00	25	21	35	3	M12	5	6	5	✓	0,10

Neutral design / Version neutre

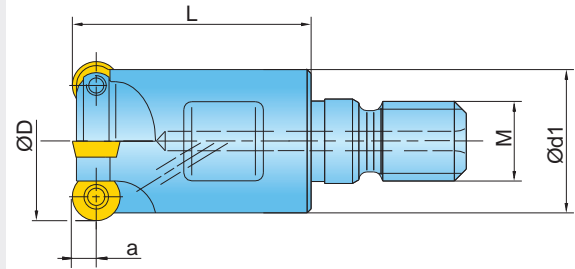
RHHW0602M0TN									
Designation Réf. de l'article	fz(min/max)	Design Execution	Grade Nuance	IN2004	IN2005	IN2006			
RHHW0602M0TN	0,20/0,30	neutral geometry, K-land / Géo. neutre avec chan. d'arête							

● = P ● = M ● = K ● = N ● = S ○ = H

SPARE PARTS ACCESSOIRES		
	SM25-049-00 (1,1Nm)	DS-T08S

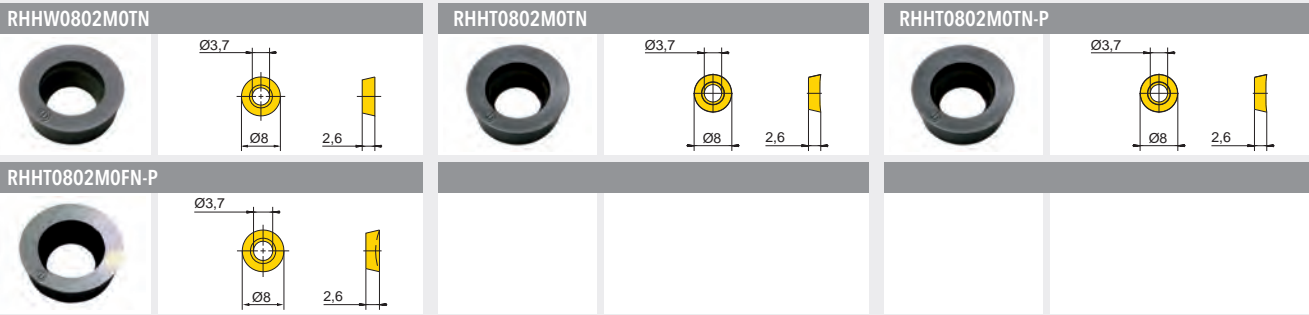
① = Insert screw / Vis de serrage plaquette ② = Screw driver / Tournevis

SCREW-IN TYPE ADAPTION
 ATTACHEMENT FILETÉ



Designation Réf. de l'article	D	d1	L	a	M	Z	Insert Ø		
15B1E016023X5R00	16	13	23	4	M8	2	8	✓	0,02
15B1E030043X8R00	30	29	43	4	M16	5	8	✓	0,19

Neutral design / Version neutre



Designation Réf. de l'article	fz(min/max)	Design Execution	Grade Nuance	IN05S	IN2004	IN2005	IN2006	IN2035		
RHHW0802MOTN	0,20/0,40	neutral geometry, K-land / Géo. neutre avec chan. d'arête								
RHHT0802MOTN	0,10/0,20	positive geometry, K-land / Géo. positive avec chan. d'arête								
RHHT0802MOTN-P	0,10/0,30	titanium geometry, polished / Géométrie Titane, polie								
RHHT0802M0FN-P	0,10/0,30	non-ferrous geometry, polished / Géo. pour mat. non fer., polie								

● = P ● = M ● = K ● = N ● = S ○ = H

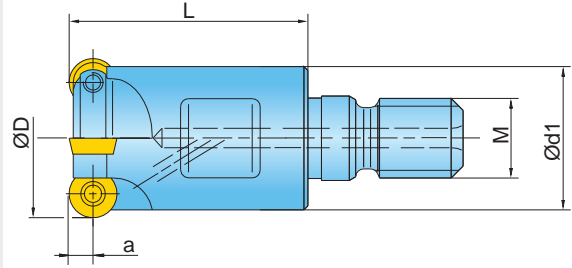
SPARE PARTS
 ACCESSOIRES



SM30-053-00 (2,0Nm) DS-T09S

① = Insert screw / Vis de serrage plaquette ② = Screw driver / Tournevis

SCREW-IN TYPE ADAPTION
 ATTACHEMENT FILETÉ



Designation Réf. de l'article	D	d1	L	a	M	Z	Insert Ø		
15B1G020030X6R00 ¹⁾	20	18	30	5	M10	2	10	3,5	✓ 0,05
15B1G025035X7R00	25	21	35	5	M12	2	10	2	✓ 0,09
15B1G025035X7R01 ²⁾	25	21	35	5	M12	3	10	2	✓ 0,09
15B1G030043X8R00 ¹⁾	30	29	43	5	M16	4	10	10	✓ 0,19
15B1G035043X8R00	35	29	43	5	M16	4	10	7,5	✓ 0,21
15B1G042043X8R00 ¹⁾	42	29	43	5	M16	5	10	5,5	✓ 0,23

Neutral design / Version neutre

¹⁾Insert screw SM40-070-00 / Vis de serrage SM40-070-00; ²⁾Only for finishing / Uniquement pour la finition

RHKW1003MOTN	RHHW1003MOTN	RHHT1003MOTN

Designation Réf. de l'article	fz(min/max)	Design Execution	Grade Nuanite	IN05S	IN2004	IN2005	IN2006	IN2035	IN2505	IN4015	IN7035
RHKW1003MOTN	0,25/0,60	neutral roughing geometry / Géo. neutre pour ébauche									
RHHW1003MOTN	0,25/0,50	neutral geometry, K-land / Géo. neutre avec chan. d'arête									
RHHT1003MOTN	0,15/0,40	positive geometry, K-land / Géo. positive avec chan. d'arête									
RHHT1003MOTN-P	0,10/0,20	titanium geometry, polished / Géométrie Titane, polie									
RHHT1003M0FN-P	0,15/0,30	non-ferrous geometry, polished / Géo. pour mat. non fer., polie									

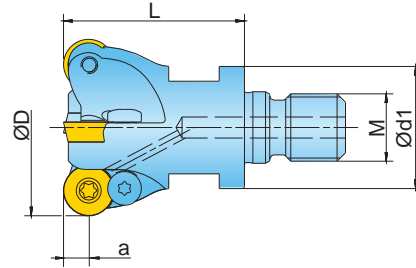
● = P ● = M ● = K ● = N ● = S ○ = H



SM40-080-10 (4,5Nm) DS-T15S

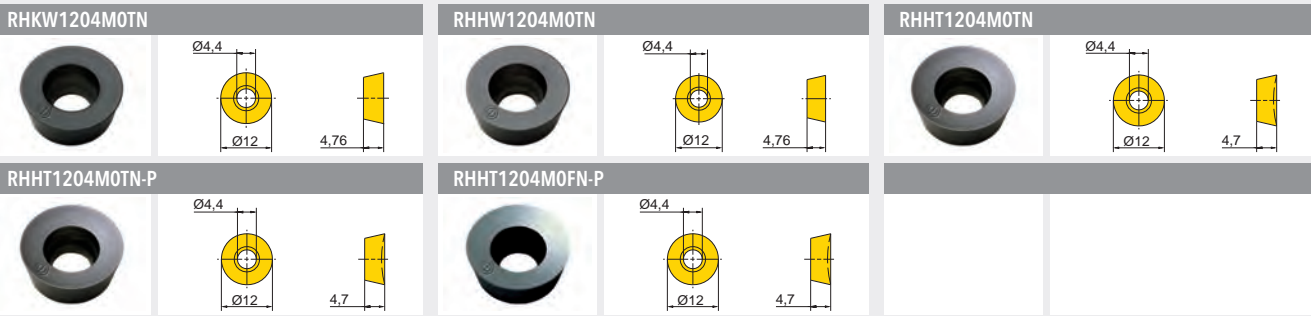
① = Insert screw / Vis de serrage plaquette ② = Screw driver / Tournevis

SCREW-IN TYPE ADAPTION
 ATTACHEMENT FILETÉ



Designation Réf. de l'article	D	d1	L	a	M	Z	Insert Ø		IK	kg
15B1H024035X7R00	24	21	35	6	M12	2	12	3,5	✓	0,08
15B1H032043X8R00	32	29	43	6	M16	3	12	2	✓	0,18
15B1H035043X8R00	35	29	43	6	M16	3	12	2	✓	0,19
15B1H042043X8R00	42	29	43	6	M16	4	12	2	✓	0,25

Neutral design / Version neutre



Designation Réf. de l'article	fz(min/max)	Design Execution	Grade Nuance	IN05S	IN2004	IN2005	IN2006	IN2035	IN2505	IN4015	IN7035
RHKW1204M0TN	0,25/0,80	neutral roughing geometry / Géo. neutre avec chan. d'arête									
RHHW1204M0TN	0,25/0,60	neutral geometry, K-land / Géo. neutre pour ébauche									
RHHT1204M0TN	0,25/0,50	positive geometry, K-land / Géo. positive avec chan. d'arête									
RHHT1204M0TN-P	0,10/0,25	titanium geometry, polished / Géométrie Titane, polie									
RHHT1204M0FN-P	0,15/0,30	non-ferrous geometry, polished / Géo. pour mat. non fer., polie									

● = P ● = M ● = K ● = N ● = S ○ = H

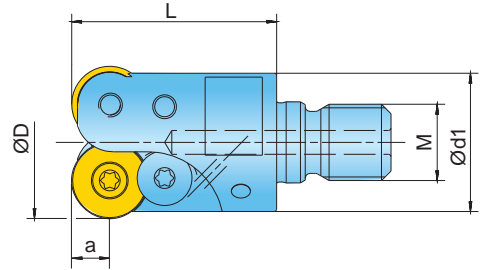
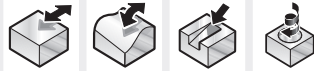


SM40-080-10 (4,5Nm) DS-T15S

SF035-01 (2,0Nm)

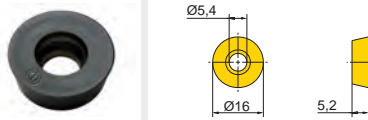
① = Insert screw / Vis de serrage plaquette ② = Screw driver / Tournevis ③ = Clamping screw / Vis de serrage

SCREW-IN TYPE ADAPTION
 ATTACHEMENT FILETÉ

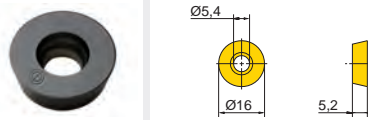


Designation Réf. de l'article	D	d1	L	a	M	Z	Insert Ø		
15B1K032043X8R00	32	29	43	8	M16	2	16	2	0,16
Neutral design / Version neutre									

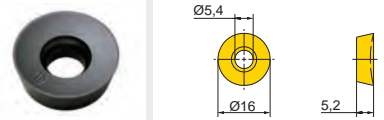
RHKW1605M0TN



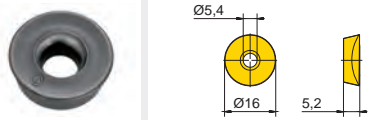
RHHW1605M0TN



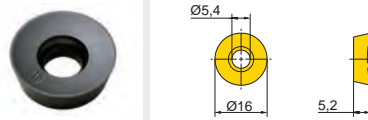
RHHT1605M0TN



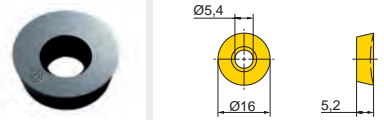
RHKT1605M0TN-PH2



RHHT1605M0TN-P



RHHT1605M0FN-P



Designation Réf. de l'article	fz(min/max)	Design Execution	Grade Nuance	IN05S	IN2004	IN2005	IN2035	IN2505	IN4015	IN4030	IN7035
RHKW1605M0TN	0,30/1,00	neutral roughing geometry / Géo. neutre pour ébauche									
RHHW1605M0TN	0,30/0,80	neutral geometry, K-land / Géo. neutre avec chan. d'arête									
RHHT1605M0TN	0,25/0,50	positive geometry, K-land / Géo. positive avec chan. d'arête									
RHKT1605M0TN-PH2	0,50/1,50	positive roughing geometry, neg. K-land / Géo. positive ébauche, chan. d'arête nég.									
RHHT1605M0TN-P	0,10/0,25	titanium geometry, polished / Géométrie Titane, polie									
RHHT1605M0FN-P	0,15/0,30	non-ferrous geometry, polished / Géo. pour mat. non fer., polie									

● = P ● = M ● = K ● = N ● = S ○ = H

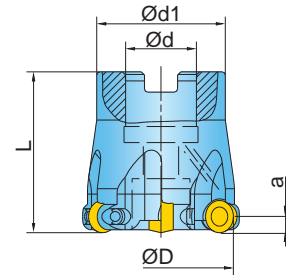
SPARE PARTS
 ACCESSOIRES



SM50-100-10 (6,0Nm) DS-T20T CL-5000


① = Insert screw / Vis de serrage plaquette ② = Screw driver / Tournevis ③ = Clamping disk / Bride de fixation

ADAPTION ACC. TO DIN 8030
 ATTACHEMENT DIN 8030



Designation Réf. de l'article	D	d	d1	L	a	Z	Insert Ø			
5W2G052R00	52	22	40	50	5	6	10	4	✓	0,36
5W2G066R00	66	27	48	50	5	7	10	3	✓	0,60

Neutral design / Version neutre



Designation Réf. de l'article	fz(min/max)	Design Execution	Grade Nuance	IN05S	IN2004	IN2005	IN2006	IN2035	IN2505	IN4015	IN7035
RHKW1003M0TN	0,25/0,60	neutral roughing geometry / Géo. neutre pour ébauche									
RHHW1003M0TN	0,25/0,50	neutral geometry, K-land / Géo. neutre avec chan. d'arête									
RHHT1003M0TN	0,15/0,40	positive geometry, K-land / Géo. positive avec chan. d'arête									
RHHT1003M0TN-P	0,10/0,20	titanium geometry, polished / Géométrie Titane, polie									
RHHT1003M0FN-P	0,15/0,30	non-ferrous geometry, polished / Géo. pour mat. non fer., polie									

● = P ● = M ● = K ● = N ● = S ○ = H

SPARE PARTS
 ACCESSOIRES



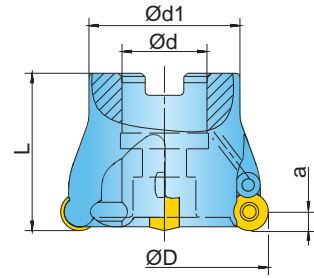
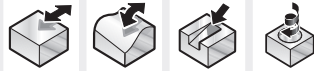
SM40-080-10 (4,5Nm) DS-T15S

① = Insert screw / Vis de serrage plaquette ② = Screw driver / Tournevis

FORMMASTER™ COPY FACE MILL 5W2H

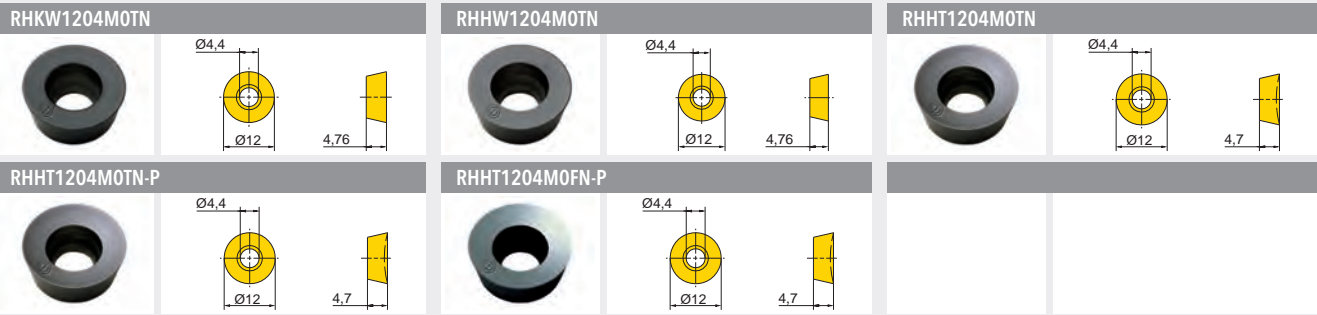
FRAISE À COPIER 5W2H

ADAPTION ACC. TO DIN 8030
ATTACHEMENT DIN 8030



Designation Réf. de l'article	D	d	d1	L	a	Z	Insert Ø		IK	kg
5W2H052R00	52	22	40	50	6	5	12	4	✓	0,32
5W2H066R00	66	27	48	50	6	6	12	3	✓	0,56
5W2H080R00	80	27	60	50	6	7	12	2	✓	0,98

Neutral design / Version neutre



Designation Réf. de l'article	fz(min/max)	Design Execution	Grade Nuance	IN05S	IN2004	IN2005	IN2006	IN2035	IN2505	IN4015	IN7035
RHKW1204M0TN	0,25/0,80	neutral roughing geometry / Géo. neutre avec chan. d'arête									
RHHW1204M0TN	0,25/0,60	neutral geometry, K-land / Géo. neutre pour ébauche									
RHHT1204M0TN	0,25/0,50	positive geometry, K-land / Géo. positive avec chan. d'arête									
RHHT1204M0TN-P	0,10/0,25	titanium geometry, polished / Géométrie Titane, polie									
RHHT1204M0FN-P	0,15/0,30	non-ferrous geometry, polished / Géo. pour mat. non fer., polie									

● = P ● = M ● = K ● = N ● = S ○ = H

SPARE PARTS
ACCESSOIRES

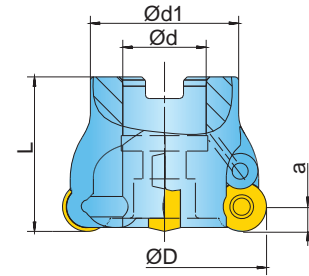


SM40-080-10 (4,5Nm) DS-T15S

SF035-01 (2,0Nm)


① = Insert screw / Vis de serrage plaquette ② = Screw driver / Tournevis ③ = Clamping screw / Vis de serrage

ADAPTION ACC. TO DIN 8030
 ATTACHEMENT DIN 8030



Designation Réf. de l'article	D	d	d1	L	a	Z	Insert Ø	kg
5W2K052R00	52	22	40	50	8	4	16	2,5
5W2K066R00	66	27	48	50	8	5	16	3,5
5W2K080R00	80	27	60	50	8	6	16	2,5
5W2K100R00	100	32	70	55	8	7	16	2
5W2K125R00	125	40	90	55	8	8	16	1,5
5W2K160R00	160	40	120	55	8	9	16	1

Neutral design / Version neutre



Designation Réf. de l'article	fz(min/max)	Design Execution	Grade Nuance	IN05S	IN2004	IN2005	IN2035	IN2505	IN4015	IN4030	IN7035
RHKW1605MOTN	0,30/1,00	neutral roughing geometry / Géo. neutre pour ébauche									
RHHW1605MOTN	0,30/0,80	neutral geometry, K-land / Géo. neutre avec chan. d'arête									
RHHT1605MOTN	0,25/0,50	positive geometry, K-land / Géo. positive avec chan. d'arête									
RHKT1605MOTN-PH2	0,50/1,50	positive roughing geometry, neg. K-land / Géo. positive ébauche, chan. d'arête nég.									
RHHT1605MOTN-P	0,10/0,25	titanium geometry, polished / Géométrie Titane, polie									
RHHT1605MOTN-P	0,15/0,30	non-ferrous geometry, polished / Géo. pour mat. non fer., polie									

● = P ● = M ● = K ● = N ● = S ○ = H

SPARE PARTS
 ACCESSOIRES

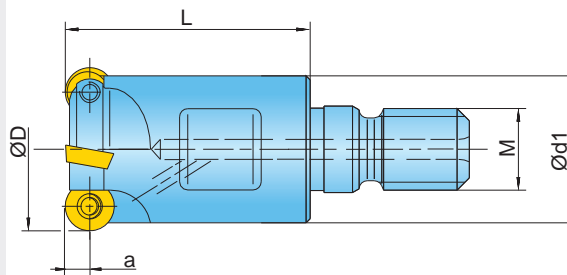


SM50-100-10 (6,0Nm) DS-T20T

CL-5000

① = Insert screw / Vis de serrage plaquette ② = Screw driver / Tournevis ③ = Clamping disk / Bride de fixation

SCREW-IN TYPE ADAPTION
 ATTACHEMENT FILETÉ



Designation Réf. de l'article	D	d1	L	a	M	Z	Insert Ø		
15B2E016023X5R00	16	13	23	4	M8	2	8	2	0,02

Positive design / Version positive

RHHW0802MOTN	RHHT0802MOTN	RHHT0802MOTN-P
RHHT0802M0FN-P		

Designation Réf. de l'article	fz(min/max)	Design Execution	Grade Nuance	IN05S	IN2004	IN2005	IN2006	IN2035		
RHHW0802MOTN	0,20/0,40	neutral geometry, K-land / Géo. neutre avec chan. d'arête								
RHHT0802MOTN	0,10/0,20	positive geometry, K-land / Géo. positive avec chan. d'arête								
RHHT0802MOTN-P	0,10/0,30	titanium geometry, polished / Géométrie Titane, polie								
RHHT0802M0FN-P	0,10/0,30	non-ferrous geometry, polished / Géo. pour mat. non fer., polie								

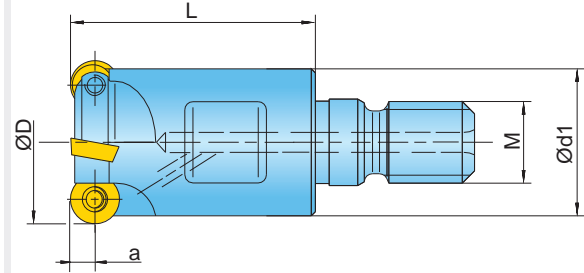
● = P ● = M ● = K ● = N ● = S ○ = H



SM30-053-00 (2,0Nm) DS-T09S

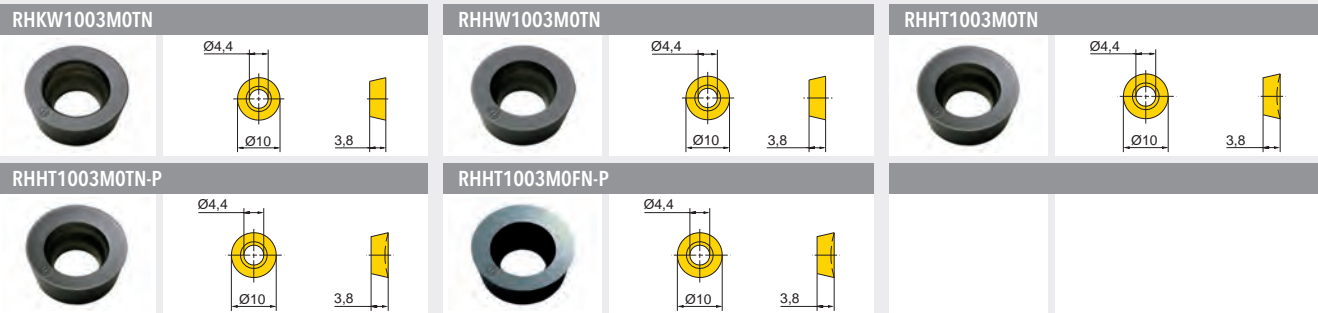
① = Insert screw / Vis de serrage plaquette ② = Screw driver / Tournevis

SCREW-IN TYPE ADAPTION
 ATTACHEMENT FILETÉ



Designation Réf. de l'article	D	d1	L	a	M	Z	Insert Ø		IK	kg
15B2G020030X6R00	20	18	30	5	M10	2	10	3,5	✓	0,05
15B2G025035X7R00	25	21	35	5	M12	3	10	2	✓	0,09
15B2G030043X8R00	30	29	43	5	M16	3	10	10	✓	0,19
15B2G035043X8R00	35	29	43	5	M16	4	10	7,5	✓	0,21
15B2G042043X8R00	42	29	43	5	M16	5	10	5,5	✓	0,23

Positive design / Version positive



Designation Réf. de l'article	fz(min/max)	Design Execution	Grade Nuance	IN05S	IN2004	IN2005	IN2006	IN2035	IN2505	IN4015	IN7035
RHKW1003M0TN	0,25/0,60	neutral roughing geometry / Géo. neutre pour ébauche									
RHHW1003M0TN	0,25/0,50	neutral geometry, K-land / Géo. neutre avec chan. d'arête									
RHHT1003M0TN	0,15/0,40	positive geometry, K-land / Géo. positive avec chan. d'arête									
RHHT1003M0TN-P	0,10/0,20	titanium geometry, polished / Géométrie Titane, polie									
RHHT1003M0FN-P	0,15/0,30	non-ferrous geometry, polished / Géo. pour mat. non fer., polie									

● = P ● = M ● = K ● = N ● = S ○ = H

SPARE PARTS
 ACCESSOIRES



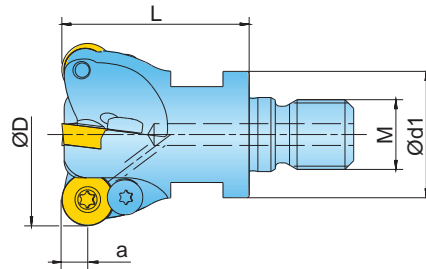
Diameter Range / Diamètres

20	SM40-070-00 (4,5Nm) DS-T15S
25 - 42	SM40-080-10 (4,5Nm) DS-T15S

① = Insert screw / Vis de serrage plaquette ② = Screw driver / Tournevis


FORMMASTER+™ COPY END MILL 15B2H...X FRAISE À COPIER 15B2H...X

SCREW-IN TYPE ADAPTION
ATTACHEMENT FILETÉ



Designation Réf. de l'article	D	d1	L	a	M	Z	Insert Ø		IK	kg
15B2H024035X7R00	24	21	35	6	M12	2	12	3,5	✓	0,08
15B2H032043X8R00	32	29	43	6	M16	3	12	2	✓	0,18
15B2H035043X8R00	35	29	43	6	M16	3	12	2	✓	0,19
15B2H040043X8R00	40	29	43	6	M16	4	12	2,5	✓	0,25
15B2H042043X8R00	42	29	43	6	M16	4	12	2	✓	0,25

Positive design / Version positive



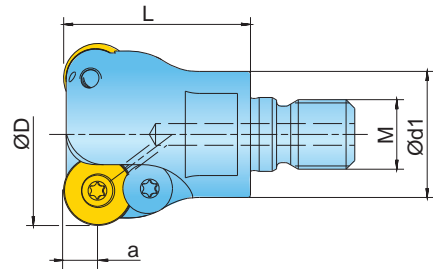
Designation Réf. de l'article	fz(min/max)	Design Execution	Grade Nuance	IN05S	IN2004	IN2005	IN2006	IN2035	IN2505	IN4015	IN7035
RHKW1204M0TN	0,25/0,80	neutral roughing geometry / Géo. neutre avec chan. d'arête									
RHHW1204M0TN	0,25/0,60	neutral geometry, K-land / Géo. neutre pour ébauche									
RHHT1204M0TN	0,25/0,50	positive geometry, K-land / Géo. positive avec chan. d'arête									
RHHT1204M0TN-P	0,10/0,25	titanium geometry, polished / Géométrie Titane, polie									
RHHT1204M0FN-P	0,15/0,30	non-ferrous geometry, polished / Géo. pour mat. non fer., polie									

● = P ● = M ● = K ● = N ● = S ○ = H

SPARE PARTS ACCESSOIRES	①	②	③
	SM40-080-10 (4,5Nm)	DS-T15S	SF035-01 (2,0Nm)

① = Insert screw / Vis de serrage plaquette ② = Screw driver / Tournevis ③ = Clamping screw / Vis de serrage

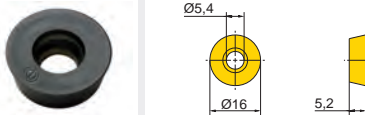
SCREW-IN TYPE ADAPTION
 ATTACHEMENT FILETÉ



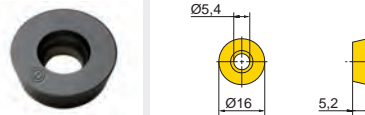
Designation Réf. de l'article	D	d1	L	a	M	Z	Insert Ø		IK	kg
15B2K032043X8R00	32	29	43	8	M16	2	16	2	✓	0,16
15B2K042043X8R00	42	29	43	8	M16	3	16	2	✓	0,25

Positive design / Version positive

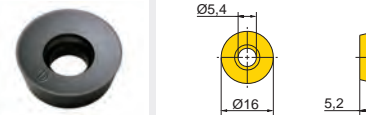
RHKW1605M0TN



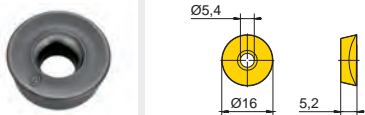
RHHW1605M0TN



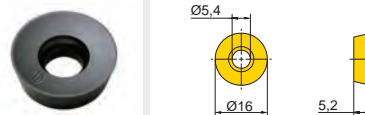
RHHT1605M0TN



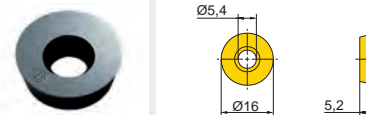
RHKT1605M0TN-PH2



RHHT1605M0TN-P



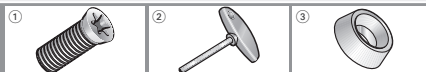
RHHT1605M0FN-P



Designation Réf. de l'article	fz(min/max)	Design Execution	Grade Nuance	IN05S	IN2004	IN2005	IN2035	IN2505	IN4015	IN4030	IN7035
RHKW1605M0TN	0,30/1,00	neutral roughing geometry / Géo. neutre pour ébauche									
RHHW1605M0TN	0,30/0,80	neutral geometry, K-land / Géo. neutre avec chan. d'arête									
RHHT1605M0TN	0,25/0,50	positive geometry, K-land / Géo. positive avec chan. d'arête									
RHKT1605M0TN-PH2	0,50/1,50	positive roughing geometry, neg. K-land / Géo. positive ébauche, chan. d'arête nég.									
RHHT1605M0TN-P	0,10/0,25	titanium geometry, polished / Géométrie Titane, polie									
RHHT1605M0FN-P	0,15/0,30	non-ferrous geometry, polished / Géo. pour mat. non fer., polie									

● = P ● = M ● = K ● = N ● = S ○ = H

SPARE PARTS
 ACCESSOIRES



SM50-100-10 (6,0Nm) DS-T20T

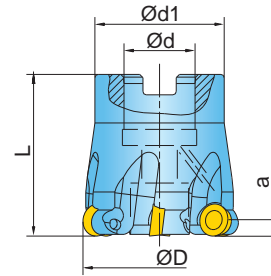
CL-5000

① = Insert screw / Vis de serrage plaquette ② = Screw driver / Tournevis ③ = Clamping disk / Bride de fixation

FORMMASTER+™ COPY FACE MILL 5W7G

FRAISE À COPIER 5W7G

ADAPTION ACC. TO DIN 8030
ATTACHEMENT DIN 8030



Designation Réf. de l'article	D	d	d1	L	a	Z	Insert Ø		IK	kg
5W7G052R00	52	22	40	50	5	6	10	4	✓	0,36

Positive design / Version positive

RHKW1003MOTN	RHHW1003MOTN	RHHT1003MOTN
RHHT1003MOTN-P	RHHT1003M0FN-P	

Designation Réf. de l'article	fz(min/max)	Design Execution	Grade Nuance	IN05S	IN2004	IN2005	IN2006	IN2035	IN2505	IN4015	IN7035
RHKW1003MOTN	0,25/0,60	neutral roughing geometry / Géo. neutre pour ébauche									
RHHW1003MOTN	0,25/0,50	neutral geometry, K-land / Géo. neutre avec chan. d'arête									
RHHT1003MOTN	0,15/0,40	positive geometry, K-land / Géo. positive avec chan. d'arête									
RHHT1003MOTN-P	0,10/0,20	titanium geometry, polished / Géométrie Titane, polie									
RHHT1003M0FN-P	0,15/0,30	non-ferrous geometry, polished / Géo. pour mat. non fer., polie									

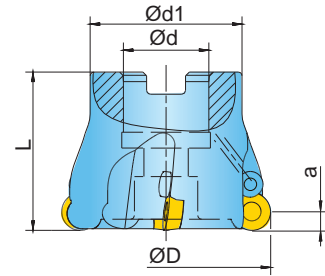
● = P ● = M ● = K ● = N ● = S ○ = H



SM40-080-10 (4,5Nm) DS-T15S

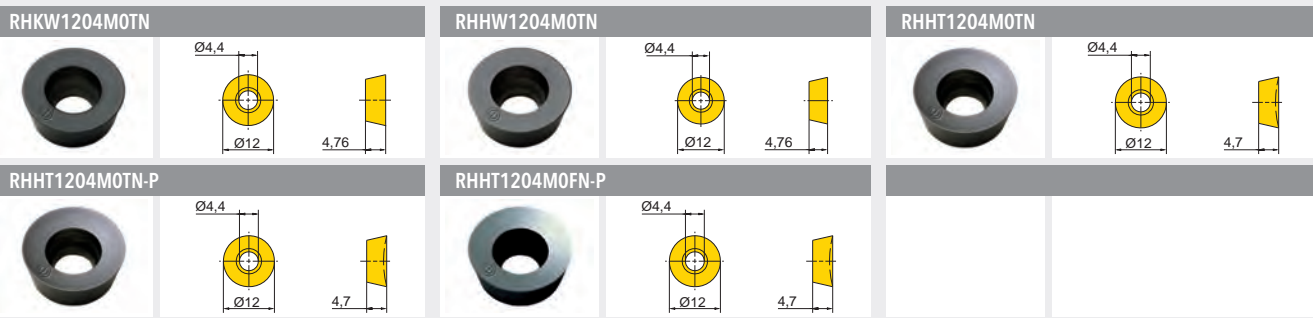
① = Insert screw / Vis de serrage plaquette ② = Screw driver / Tournevis

ADAPTION ACC. TO DIN 8030
 ATTACHEMENT DIN 8030



Designation Réf. de l'article	D	d	d1	L	a	Z	Insert Ø			
5W7H052R00	52	22	40	50	6	5	12	4	✓	0,33
5W7H066R00	66	27	48	50	6	6	12	3	✓	0,56
5W7H080R00	80	27	60	50	6	7	12	2	✓	1,00

Positive design / Version positive



Designation Réf. de l'article	fz(min/max)	Design Execution	Grade Nuance	IN05S	IN2004	IN2005	IN2006	IN2035	IN2505	IN4015	IN7035
RHKW1204M0TN	0,25/0,80	neutral roughing geometry / Géo. neutre avec chan. d'arête									
RHHW1204M0TN	0,25/0,60	neutral geometry, K-land / Géo. neutre pour ébauche									
RHHT1204M0TN	0,25/0,50	positive geometry, K-land / Géo. positive avec chan. d'arête									
RHHT1204M0TN-P	0,10/0,25	titanium geometry, polished / Géométrie Titane, polie									
RHHT1204M0FN-P	0,15/0,30	non-ferrous geometry, polished / Géo. pour mat. non fer., polie									

● = P ● = M ● = K ● = N ● = S ○ = H

SPARE PARTS
 ACCESSOIRES



SM40-080-10 (4,5Nm) DS-T15S

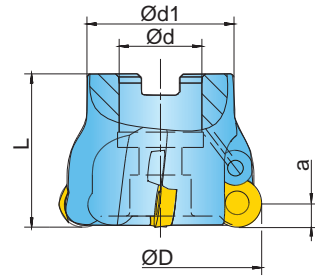
SF035-01 (2,0Nm)

① = Insert screw / Vis de serrage plaqueette ② = Screw driver / Tournevis ③ = Clamping screw / Vis de serrage

FORMMASTER+™ COPY FACE MILL 5W7K

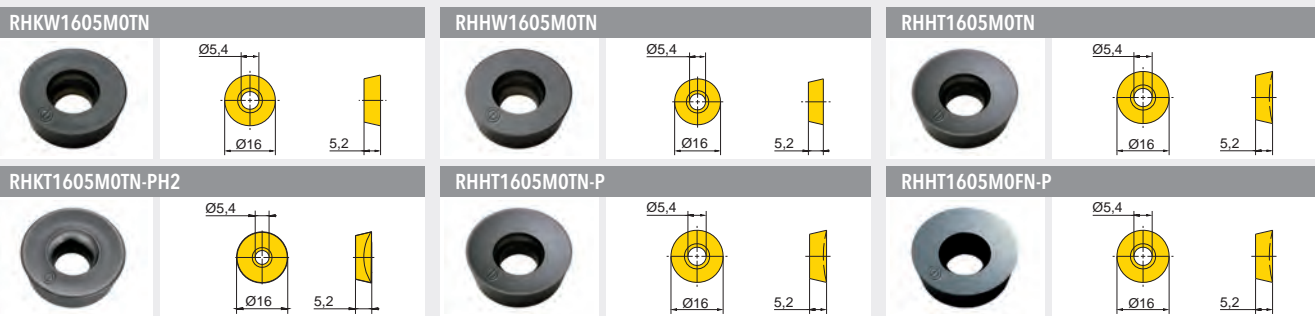
FRAISE À COPIER 5W7K

ADAPTION ACC. TO DIN 8030
ATTACHEMENT DIN 8030



Designation Réf. de l'article	D	d	d1	L	a	Z	Insert Ø		
5W7K052R00	52	22	40	50	8	4	16	2,5	✓ 0,30
5W7K066R00	66	27	48	50	8	5	16	3,5	✓ 0,51
5W7K080R00	80	27	60	50	8	6	16	2,5	✓ 1,00
5W7K100R00	100	32	70	55	8	7	16	2	✓ 1,45
5W7K125R00	125	40	90	55	8	8	16	1,5	2,45
5W7K160R00	160	40	120	55	8	9	16	1	4,53

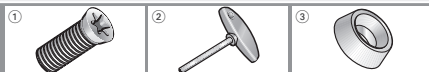
Positive design / Version positive



Designation Réf. de l'article	fz(min/max)	Design Execution	Grade Nuance	IN05S	IN2004	IN2005	IN2035	IN2505	IN4015	IN4030	IN7035
RHKW1605M0TN	0,30/1,00	neutral roughing geometry / Géo. neutre pour ébauche									
RHHW1605M0TN	0,30/0,80	neutral geometry, K-land / Géo. neutre avec chan. d'arête									
RHHT1605M0TN	0,25/0,50	positive geometry, K-land / Géo. positive avec chan. d'arête									
RHKT1605M0TN-PH2	0,50/1,50	positive roughing geometry, neg. K-land / Géo. positive ébauche, chan. d'arête nég.									
RHHT1605M0TN-P	0,10/0,25	titanium geometry, polished / Géométrie Titane, polie									
RHHT1605M0FN-P	0,15/0,30	non-ferrous geometry, polished / Géo. pour mat. non fer., polie									

● = P ● = M ● = K ● = N ● = S ○ = H

SPARE PARTS
ACCESSOIRES

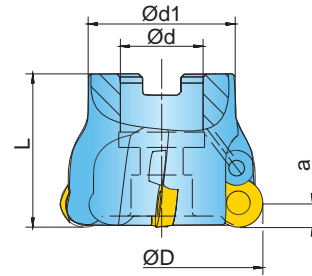


SM50-100-10 (6,0Nm) DS-T20T

CL-5000

① = Insert screw / Vis de serrage plaquette ② = Screw driver / Tournevis ③ = Clamping disk / Bride de fixation

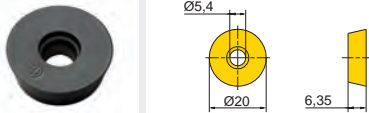
ADAPTION ACC. TO DIN 8030
 ATTACHEMENT DIN 8030



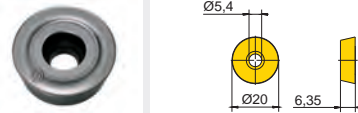
Designation Réf. de l'article	D	d	d1	L	a	Z	Insert Ø			
5W7M066R00	66	27	48	50	10	5	20	2,5	✓	0,51
5W7M080R00	80	27	60	50	10	6	20	5	✓	1,00
5W7M100R00	100	32	70	55	10	7	20	3,5	✓	1,24
5W7M125R00	125	40	90	55	10	8	20	2,5		2,00
5W7M160R00	160	40	120	55	10	9	20	2		4,80

Positive design / Version positive

RHKW2006MOTN



RHKT2006MOTN-PH2



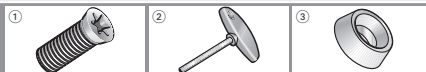
RHKT2006MOTN-PH



Designation Réf. de l'article	fz(min/max)	Design Execution	Grade Nuance	IN2005	IN4015	IN4030	IN4040			
RHKW2006MOTN	0,40/1,00	neutral roughing geometry / Géométrie neutre pour ébauche								
RHKT2006MOTN-PH2	0,50/1,50	positive roughing geometry, neg. K-land / Géométrie positive ébauche, chan. d'arête nég.								
RHKT2006MOTN-PH	0,25/0,50	positive roughing geometry, K-land / Géométrie positive avec chan. d'arête								

● = P ● = M ● = K ● = N ● = S ○ = H

SPARE PARTS
 ACCESSOIRES



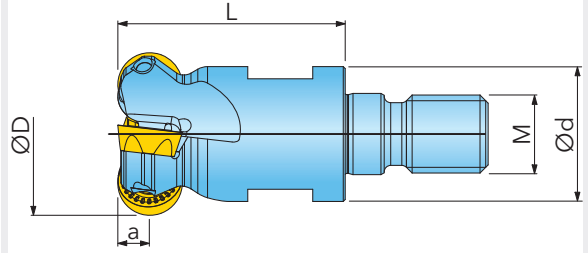
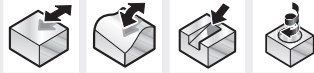
SM50-100-10 (6,0Nm) DS-T20T

CL-5000

① = Insert screw / Vis de serrage plaquette ② = Screw driver / Tournevis ③ = Clamping disk / Bride de fixation

BLADEMASTER+™ COPY END MILL 15B5G...X FRAISE À COPIER 15B5G...X

SCREW-IN TYPE ADAPTION
ATTACHEMENT FILETÉ



Designation Réf. de l'article	D	L	a	M	Z	Insert Ø			
15B5G020030X6R00	20	30	2,5	10	2	10	6,0	✓	0,06
15B5G025035X7R00	25	35	2,5	12	3	10	4,4	✓	0,10
15B5G030043X8R00	30	43	2,5	16	4	10	4,0	✓	0,19
15B5G032043X8R00	32	43	2,5	16	4	10	2,2	✓	0,20
15B5G035043X8R00	35	43	2,5	16	5	10	2,0	✓	0,22

RPLX10T3M0N-HR		RPLX10T3M0TN-HR		RPLX10T3M0TN-FL					
Designation Réf. de l'article	fz(min/max)	Design Execution	Grade Nuance	IN2505	IN2535	IN7035			
RPLX10T3M0N-HR	0,10/0,60	positive geometry / Géométrie positive							
RPLX10T3M0TN-HR	0,10/0,60	positive geometry, neg. K-land / Géométrie positive, chan. d'arête neg.							
RPLX10T3M0TN-FL	0,10/0,60	positive geometry, K-land / Géométrie positive, chan. d'arête							

● = P ● = M ● = K ● = N ● = S ○ = H

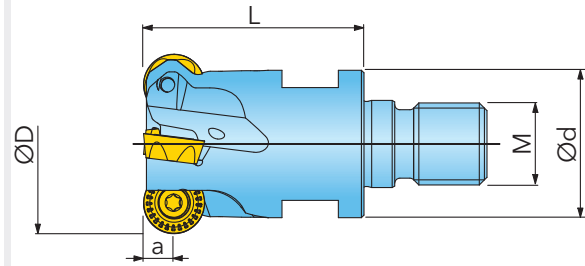


SM35-076-10 (3,0Nm) DS-T15S

① = Insert screw / Vis de serrage plaquette ② = Screw driver / Tournevis

BLADEMASTER+™ COPY END MILL 15B5H...X FRAISE A COPIER 15B5H...X

SCREW-IN TYPE ADAPTION
ATTACHEMENT FILETÉ



Designation Réf. de l'article	D	d1	L	a	M	Z	Insert Ø			
15B5H025035X7R00	25	21	35	3	12	2	12	6	✓	0,10
15B5H032043X8R00	32	29	43	3	16	3	12	3,9	✓	0,20
15B5H035043X8R00	35	29	43	3	16	4	12	2,6	✓	0,21

RPLX1204MON-HR1			RPLX1204MOTN-HR			RPLX1204MOTN-FL				
Designation Réf. de l'article	fz(min/max)	Design Execution	Grade Nuance	IN2505	IN2535	IN7035				
RPLX1204MON-HR1	0,20/0,75	positive geometry / Géométrie positive								
RPLX1204MOTN-HR	0,20/0,75	positive geometry, neg. K-land / Géométrie positive, chan. d'arête neg.								
RPLX1204MOTN-FL	0,20/0,75	positive geometry, K-land / Géométrie positive, chan. d'arête								

● = P ● = M ● = K ● = N ● = S ○ = H

SPARE PARTS
ACCESSOIRES



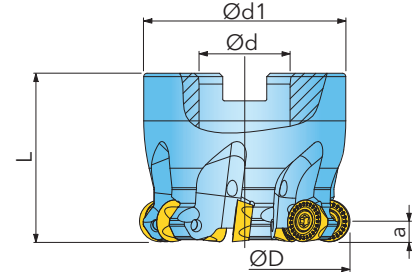
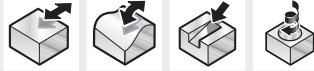
SO 350801 (3,0Nm) DS-T15S

① = Clamp screw / Vis de serrage ② = Screw driver / Tournevis

BLADEMASTER+™ COPY END MILL 5B5G

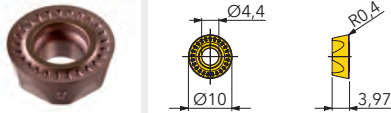
FRAISE À COPIER 5B5G

ADAPTION ACC. TO DIN 8030
ATTACHEMENT DIN 8030

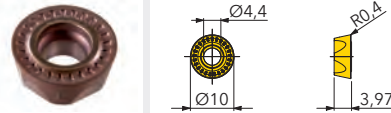


Designation Réf. de l'article	D	d	d1	L	a	Z	Insert Ø		
5B5G040R01	40	16	38	40	2,5	6	10	5,6	✓ 0,25
5B5G042R01	42	16	40	40	2,5	6	10	5,8	✓ 0,28
5B5G050R01	50	22	48	40	2,5	7	10	5,0	✓ 0,38
5B5G052R01	52	22	50	40	2,5	7	10	4,7	✓ 0,40
5B5G063R01	63	22	61	40	2,5	8	10	3,6	✓ 0,70

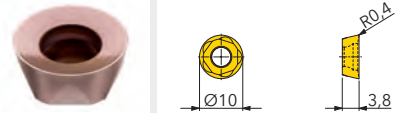
RPLX10T3M0N-HR



RPLX10T3M0TN-HR



RPLX10T3M0TN-FL



Designation Réf. de l'article	fz(min/max)	Design Execution	Grade Nuance	IN2505	IN2535	IN7035				
RPLX10T3M0N-HR	0,10/0,60	positive geometry / Géométrie positive								
RPLX10T3M0TN-HR	0,10/0,60	positive geometry, neg. K-land / Géométrie positive, chan. d'arête neg.								
RPLX10T3M0TN-FL	0,10/0,60	positive geometry, K-land / Géométrie positive, chan. d'arête								

● = P ● = M ● = K ● = N ● = S ○ = H

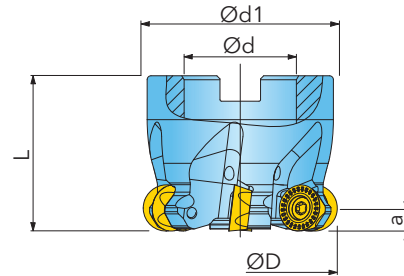
SPARE PARTS
ACCESSOIRES



SM35-076-10 (3,0Nm) DS-T15S

① = Insert screw / Vis de serrage plaquette ② = Screw driver / Tournevis

ADAPTION ACC. TO DIN 8030
 ATTACHEMENT DIN 8030



Designation Réf. de l'article	D	d	d1	L	a	Z	Insert Ø			
5B5H040R00	40	16	38	40	3	4	12	2,4	✓	0,27
5B5H040R01	40	16	38	40	3	5	12	2,4	✓	0,24
5B5H042R00	42	16	40	40	3	4	12	4	✓	0,29
5B5H042R01	42	16	40	40	3	5	12	4	✓	0,27
5B5H050R00	50	22	48	40	3	5	12	5,6	✓	0,39
5B5H050R01	50	22	48	40	3	6	12	5,6	✓	0,37
5B5H052R00	52	22	50	40	3	5	12	5,3	✓	0,42
5B5H052R01	52	22	50	40	3	6	12	5,3	✓	0,40
5B5H063R00	63	22	61	40	3	6	12	4	✓	0,70
5B5H063R01	63	22	61	40	3	7	12	4	✓	0,64
5B5H066R00	66	27	64	50	3	6	12	3,7	✓	0,95
5B5H066R01	66	27	64	50	3	7	12	3,7	✓	0,90
5B5H080R00	80	27	78	50	3	8	12	2,9	✓	1,50
5B5H080R01	80	27	78	50	3	9	12	2,9	✓	1,44

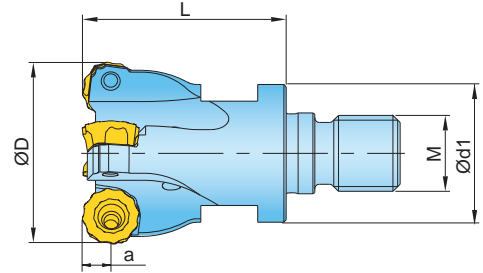
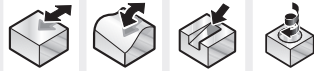
RPLX1204MON-HR1			RPLX1204MOTN-HR			RPLX1204MOTN-FL				
Designation Réf. de l'article	fz(min/max)	Design Execution	Grade Nuance	IN2505	IN2535	IN7035				
RPLX1204MON-HR1	0,20/0,75	positive geometry / Géométrie positive								
RPLX1204MOTN-HR	0,20/0,75	positive geometry, neg. K-land / Géométrie positive, chan. d'arête neg.								
RPLX1204MOTN-FL	0,20/0,75	positive geometry, K-land / Géométrie positive, chan. d'arête								

● = P ● = M ● = K ● = N ● = S ○ = H

SPARE PARTS ACCESSOIRES		
	SO 350801 (3,0Nm)	DS-T15S

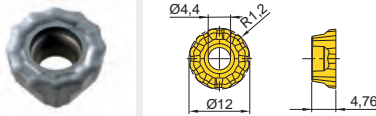
① = Clamp screw / Vis de serrage ② = Screw driver / Tournevis

SCREW-IN TYPE ADAPTION
 ATTACHEMENT FILETÉ

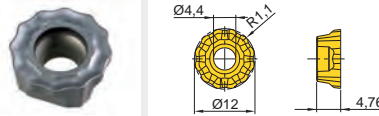


Designation Réf. de l'article	D	d1	L	a	M	Z			
15E1H024035X7R00	24	21	35	6	M12	2	1	✓	0,08
15E1H032043X8R00	32	29	43	6	M16	3	1,7	✓	0,18
15E1H035043X8R00	35	29	43	6	M16	3	2,5	✓	0,19
15E1H040043X8R00	40	29	43	6	M16	4	5,7	✓	0,24
15E1H042043X8R00	42	29	43	6	M16	4	5,3	✓	0,25

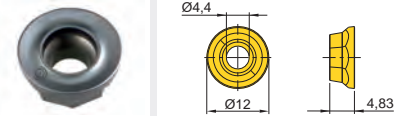
RCLT1204M0N-CC1



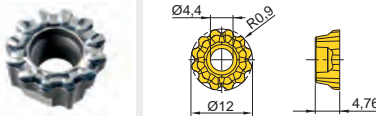
RCLT1204M0N-CC2



RCLT1204M0TN-PH2



RCLT1204M0N-CP



Designation Réf. de l'article	fz(min/max)	Design Execution	Grade Nuance	IN05S	IN2005	IN2035	IN4015	IN4030	IN4040		
RCLT1204M0N-CC1	0,10/0,25	positive geometry R1,2 / Géométrie positive R1,2									
RCLT1204M0N-CC2	0,15/0,30	positive geometry R1,1 K-land / Géo. positive R1,1 avec chan. d'arête									
RCLT1204M0TN-PH2	0,20/0,70	positive geometry, K-land / Géo. positive avec chan. d'arête									
RCLT1204M0N-CP	0,10/0,25	non-ferrous geometry R0,9 / Géo. pour mat. non fer., polie									

● = P ● = M ● = K ● = N ● = S ○ = H

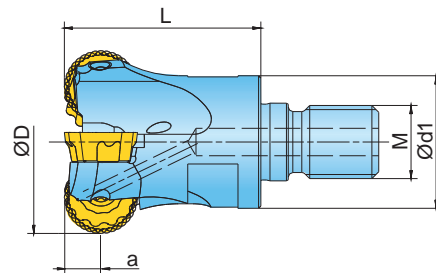
SPARE PARTS
 ACCESSOIRES



SM40-090-00 (4,5Nm) DS-T15S

① = Insert screw / Vis de serrage plaquette ② = Screw driver / Tournevis

SCREW-IN TYPE ADAPTION
 ATTACHEMENT FILETÉ



Designation Réf. de l'article	D	d1	L	a	M	Z			
15E1K032043X8R00	32	29	43	8	M16	2	0,5	✓	0,16
15E1K040043X8R00	40	29	43	8	M16	3	1,7	✓	0,23
15E1K042043X8R00	42	29	43	8	M16	3	1,7	✓	0,25

RCLT1606MON-CC	RCLT1606MON-CC1	RCLT1606MOTN-PH
RCLT1606MOTN-PH2	RCLT1606MON-CP	

Designation Réf. de l'article	fz(min/max)	Design Execution	Grade Nuance	IN05S	IN2005	IN4015	IN4030	IN4040			
RCLT1606MON-CC	0,10/0,25	positive steel geometry R1,2 / Géo. positive pour acier R1,2									
RCLT1606MON-CC1	0,10/0,30	positive steel geometry R1,6 / Géo. positive pour acier R1,6									
RCLT1606MOTN-PH	0,10/0,50	positive steel geometry / Géo. positive pour acier									
RCLT1606MOTN-PH2	0,20/0,80	positive geometry, neg. K-land / Géo. positive avec chan. d'arête									
RCLT1606MON-CP	0,10/0,25	positive non-ferrous geometry / Géo. pour mat. non fer., polie									

● = P ● = M ● = K ● = N ● = S ○ = H

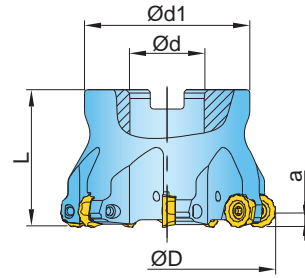
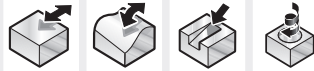
SPARE PARTS
 ACCESSOIRES



SM50-105-10 (6,0Nm) DS-T20T

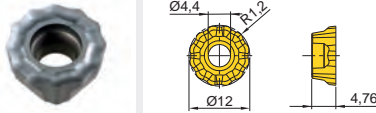
① = Insert screw / Vis de serrage plaquette ② = Screw driver / Tournevis

ADAPTION ACC. TO DIN 8030
 ATTACHEMENT DIN 8030

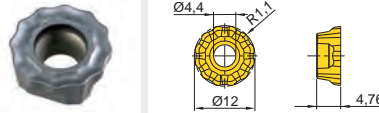


Designation Réf. de l'article	D	d	d1	L	a	Z			
5E6H050R00	50	22	40	50	6	5	4	✓	0,31
5E6H052R00	52	22	40	50	6	5	4,6	✓	0,32
5E6H063R00	63	27	48	50	6	6	3	✓	0,55
5E6H066R00	66	27	48	50	6	6	2,6	✓	0,56
5E6H080R00	80	27	60	50	6	7	2,1	✓	0,98

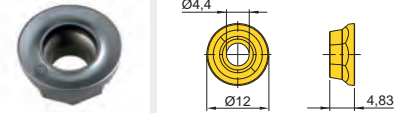
RCLT1204M0N-CC1



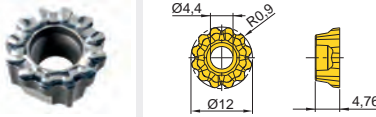
RCLT1204M0N-CC2



RCLT1204M0TN-PH2



RCLT1204M0N-CP



Designation Réf. de l'article	fz(min/max)	Design Execution	Grade Nuance	IN05S	IN2005	IN2035	IN4015	IN4030	IN4040
RCLT1204M0N-CC1	0,10/0,25	positive geometry R1,2 / Géométrie positive R1,2							
RCLT1204M0N-CC2	0,15/0,30	positive geometry R1,1 K-land / Géo. positive R1,1 avec chan. d'arête							
RCLT1204M0TN-PH2	0,20/0,70	positive geometry, K-land / Géo. positive avec chan. d'arête							
RCLT1204M0N-CP	0,10/0,25	non-ferrous geometry R0,9 / Géo. pour mat. non fer., polie							

● = P ● = M ● = K ● = N ● = S ○ = H

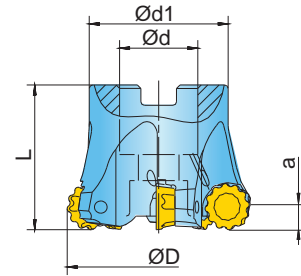
SPARE PARTS
 ACCESSOIRES



SM40-090-00 (4,5Nm) DS-T15S

① = Insert screw / Vis de serrage plaquette ② = Screw driver / Tournevis

ADAPTION ACC. TO DIN 8030
 ATTACHEMENT DIN 8030



Designation Réf. de l'article	D	d	d1	L	a	Z			
5E6K050R00	50	22	40	50	8	4	7,6	✓	0,36
5E6K052R00	52	22	40	50	8	4	7,8	✓	0,36
5E6K063R00	63	27	48	50	8	5	6,1	✓	0,56
5E6K066R00	66	27	48	50	8	5	5,8	✓	0,56
5E6K080R00	80	27	60	50	8	6	4,2	✓	1,00
5E6K100R00	100	32	70	55	8	7	3		1,38
5E6K125R00	125	40	90	55	8	8	2,3		2,44
5E6K160R00	160	40	120	55	8	9	2		4,67

RCLT1606MON-CC		RCLT1606MON-CC1		RCLT1606MOTN-PH	

Designation Réf. de l'article	fz(min/max)	Design Execution	Grade Nuance	IN05S	IN2005	IN4015	IN4030	IN4040			
RCLT1606MON-CC	0,10/0,25	positive steel geometry R1,2 / Géo. positive pour acier R1,2									
RCLT1606MON-CC1	0,10/0,30	positive steel geometry R1,6 / Géo. positive pour acier R1,6									
RCLT1606MOTN-PH	0,10/0,50	positive steel geometry / Géo. positive pour acier									
RCLT1606MOTN-PH2	0,20/0,80	positive geometry, neg. K-land / Géo. positive avec chan. d'arête									
RCLT1606MON-CP	0,10/0,25	positive non-ferrous geometry / Géo. pour mat. non fer., polie									

● = P ● = M ● = K ● = N ● = S ○ = H

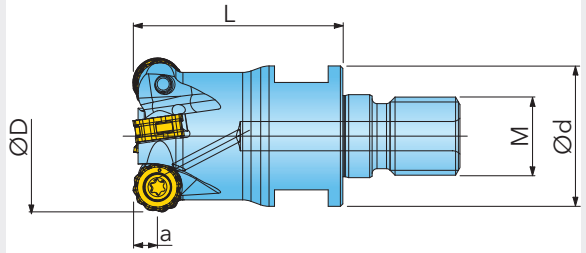
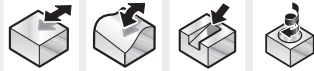
**SPARE PARTS
 ACCESSOIRES**

① ②

SM50-120-10 (6,0Nm) DS-T20T

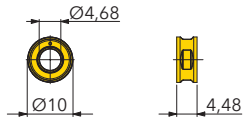
① = Insert screw / Vis de serrage plaquette ② = Screw driver / Tournevis

SCREW-IN TYPE ADAPTION
 ATTACHEMENT FILETÉ

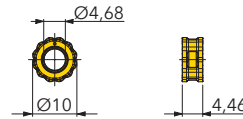


Designation Réf. de l'article	D	d1	L	a	M	Z	Insert Ø			
1DE6G025035X7R00	25	21	35	5	M12	3	10	1,1	✓	0,1
1DE6G032043X8R00	32	29	43	5	M16	4	10	0,9	✓	0,2
1DE6G042043X8R00	42	29	43	5	M16	5	10	0,9	✓	0,3

RNLU1004MON-M



RNLU1004MON-S



Designation Réf. de l'article	fz(min/max)	Design Execution	Grade Nuance	IN2035	IN2504	IN2505	IN2530				
RNLU1004MON-M	0,10/0,50	positive geometry / Géométrie positive									
RNLU1004MON-S	0,10/0,50	positive roughing geometry / Géo. positive ébauche									

● = P ● = M ● = K ● = N ● = S ○ = H

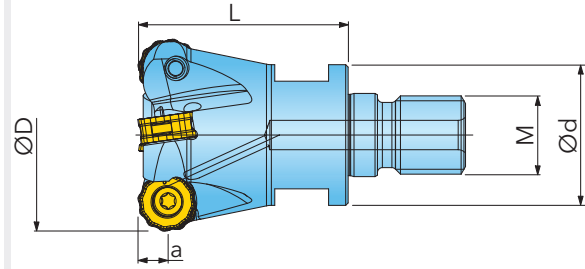
SPARE PARTS
 ACCESSOIRES



TS 35085/HG (3,0Nm) DS-T15S

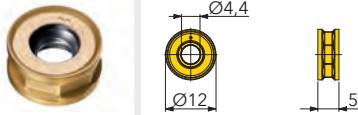
① = Insert screw / Vis de serrage plaquette ② = Screw driver / Tournevis

SCREW-IN TYPE ADAPTION
 ATTACHEMENT FILETÉ

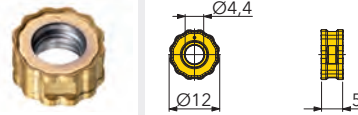


Designation Réf. de l'article	D	d1	L	a	M	Z	Insert Ø		
1DE6H032043X8R00	32	29	43	6	M16	3	12	1,4	✓ 0,2
1DE6H040043X8R00	40	29	43	6	M16	4	12	1,3	✓ 0,3

RNLU1205MON-M



RNLU1205MON-S



Designation Réf. de l'article	fz(min/max)	Design Execution	Grade Nuance	IN2035	IN2504	IN2505	IN2530	IN7035
RNLU1205MON-M	0,10/0,60	positive geometry / Géométrie positive						
RNLU1205MON-S	0,10/0,60	positive roughing geometry / Géométrie positive ébauche						

● = P ● = M ● = K ● = N ● = S ○ = H

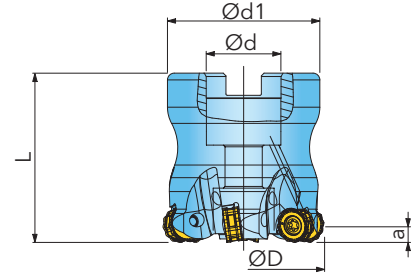
SPARE PARTS
 ACCESSOIRES



SM40-110-00 (4,5Nm) DS-T15S

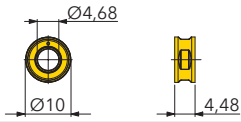
① = Insert screw / Vis de serrage ② = Screw driver / Tournevis

ADAPTION ACC. TO DIN 8030
 ATTACHEMENT DIN 8030

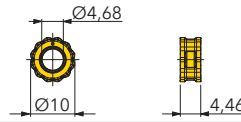


Designation Réf. de l'article	D	d	d1	L	a	Z	Insert Ø			
DE6G040R00	40	16	30	40	5	5	10	0,9	✓	0,2
DE6G050R00	50	22	40	50	5	6	10	0,7	✓	0,4
DE6G052R00	52	22	42	50	5	6	10	0,8	✓	0,4

RNLU1004MON-M



RNLU1004MON-S



Designation Réf. de l'article	fz(min/max)	Design Execution	Grade Nuance	IN2035	IN2504	IN2505	IN2530				
RNLU1004MON-M	0,10/0,50	positive geometry / Géométrie positive									
RNLU1004MON-S	0,10/0,50	positive roughing geometry / Géo. positive ébauche									

● = P ● = M ● = K ● = N ● = S ○ = H

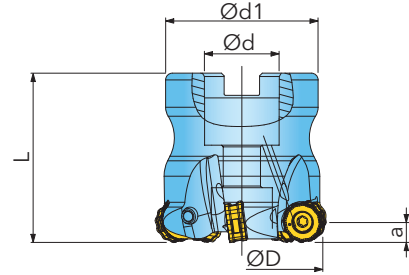
SPARE PARTS
 ACCESSOIRES



TS 35085I/HG (3,0Nm) DS-T15S

① = Insert screw / Vis de serrage plaquette ② = Screw driver / Tournevis

ADAPTION ACC. TO DIN 8030
 ATTACHEMENT DIN 8030



Designation Réf. de l'article	D	d	d1	L	a	Z	Insert Ø			
DE6H040R00	40	16	28	40	6	4	12	1,3	✓	0,2
DE6H050R00	50	22	40	50	6	5	12	1,0	✓	0,3
DE6H052R00	52	22	40	50	6	5	12	1,0	✓	0,4
DE6H063R00	63	22	51	50	6	6	12	1,0	✓	0,6
DE6H066R00	66	27	54	50	6	6	12	1,0	✓	0,6
DE6H080R00	80	27	68	50	6	7	12	0,9	✓	1,0
DE6H100R00	100	32	88	50	5	8	12	0,7	✓	1,5

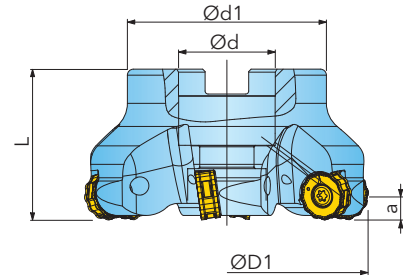
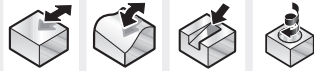
RNLU1205MON-M			RNLU1205MON-S							
Designation Réf. de l'article	fz(min/max)	Design Execution	Grade Nuance	IN2035	IN2504	IN2505	IN2530	IN7035		
RNLU1205MON-M	0,10/0,60	positive geometry / Géométrie positive								
RNLU1205MON-S	0,10/0,60	positive roughing geometry / Géométrie positive ébauche								

● = P ● = M ● = K ● = N ● = S ○ = H

SPARE PARTS ACCESSOIRES		
	SM40-110-00 (4,5Nm) DS-T15S	

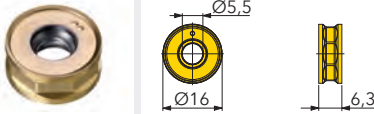
① = Insert screw / Vis de serrage ② = Screw driver / Tournevis

ADAPTION ACC. TO DIN 8030
 ATTACHEMENT DIN 8030

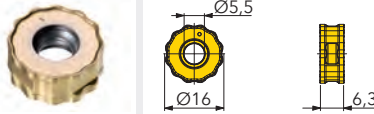


Designation Réf. de l'article	D	d	d1	L	a	Z	Insert Ø			
DE6K050R00	50	16	34	50	8	4	16	1,3	✓	0,2
DE6K052R00	52	22	36	50	8	4	16	1,0	✓	0,3
DE6K063R00	63	22	47	50	8	4	16	1,0	✓	0,5
DE6K066R00	66	27	50	50	8	5	16	1,0	✓	0,6
DE6K066R01	66	27	50	50	8	6	16	1,0	✓	0,6
DE6K080R00	80	27	64	50	8	6	16	1,0	✓	0,8
DE6K100R00	100	32	84	50	8	6	16	0,9	✓	1,6
DE6K125R00	125	40	109	63	8	8	16	0,9	✓	2,9
DE6K160R00	160	40	144	63	8	9	16	0,9	✓	3,8

RNLU1606MON-M



RNLU1606MON-S



Designation Réf. de l'article	fz(min/max)	Design Execution	Grade Nuance	IN2504	IN2505	IN2530	IN7035				
RNLU1606MON-M	0,13/0,80	positive geometry / Géométrie positive									
RNLU1606MON-S	0,13/0,80	positive roughing geometry / Géo. positive ébauche									

● = P ● = M ● = K ● = N ● = S ○ = H

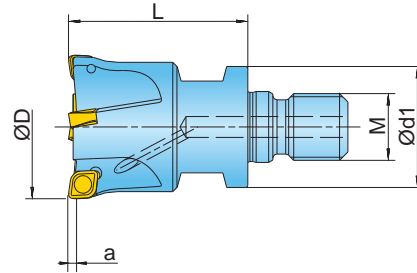
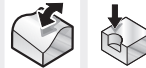
SPARE PARTS
 ACCESSOIRES



TS 50A1211/HG (?Nm) DS-T20T

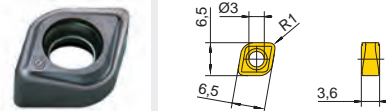
① = Insert screw / Vis de serrage plaquette ② = Screw driver / Tournevis

SCREW-IN TYPE ADAPTION
 ATTACHEMENT FILETÉ

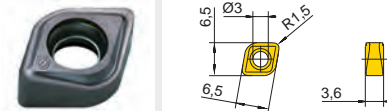


Designation Réf. de l'article	D	d1	L	a	M	Z			
15V1D016023X5R00	16	13	23	1	M8	2	5	✓	0,02
15V1D020030X6R00	20	18	30	1	M10	3	4	✓	0,05
15V1D025035X7R00	25	21	35	1	M12	3	2	✓	0,10
15V1D035043X8R00	35	29	43	1	M16	4	1,5	✓	0,21
15V1D042043X8R00	42	29	43	1	M16	5	1	✓	0,23

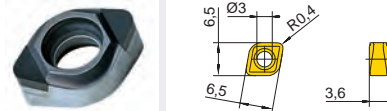
CNHU060310N



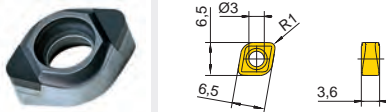
CNHU060315N



CNHU060304N-001



CNHU060310N-001



Designation Réf. de l'article	fz(min/max)	Design Execution	Grade Nuance	IN05S	IN2005	IN2006	IN2505	IN2530	IN80B
CNHU060310N ¹⁾	0,10/0,30	positive geometry R1,0 / Géométrie positive R1,0							
CNHU060315N	0,10/0,30	positive geometry R1,5 / Géométrie positive R1,5							
CNHU060304N-001	0,05/0,10	CBN insert R0,4 / Plaquette insert CBN R0,4							
CNHU060310N-001	0,05/0,12	CBN insert R1,0 / Plaquette insert CBN R1,0							

¹⁾ on request in IN3005 (diamond coating) / revêtement diamant IN3005 sur demande

= P = M = K = N = S = H

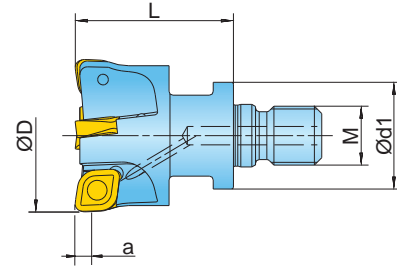
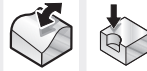
SPARE PARTS
 ACCESSOIRES



SM25-075-20 (1,1Nm) DS-T08S

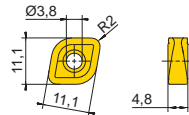
① = Insert screw / Vis de serrage plaquette ② = Screw driver / Tournevis

SCREW-IN TYPE ADAPTION
 ATTACHEMENT FILETÉ



Designation Réf. de l'article	D	d1	L	a	M	Z			
15V1G025035X7R00	25	21	35	2	M12	2	3	✓	0,10
15V1G035043X8R00	35	29	43	2	M16	3	2	✓	0,21
15V1G042043X8R00	42	29	43	2	M16	4	1,5	✓	0,23

CNHU110420N



Designation Réf. de l'article	fz(min/max)	Design Execution	Grade Nuance	IN05S	IN2005	IN2006	IN2505	IN2530		
CNHU110420N	0,10/0,40	positive geometry R2,0 / Géométrie positive R2,0								

● = P ● = M ● = K ● = N ● = S ○ = H

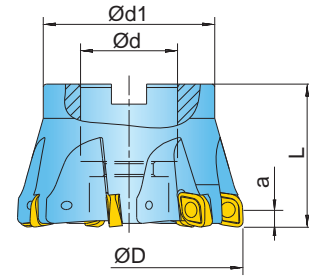
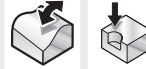
SPARE PARTS
 ACCESSOIRES



SM35-088-10 (3,0Nm) DS-T10S

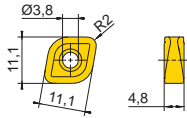
① = Insert screw / Vis de serrage plaquette ② = Screw driver / Tournevis

ADAPTION ACC. TO DIN 8030
 ATTACHEMENT DIN 8030



Designation Réf. de l'article	D	d	d1	L	a	Z		
5V6G052R00	52	22	40	50	2	5	1	0,36
5V6G066R00	66	27	48	50	2	6	0,8	0,60
5V6G080R00	80	27	60	50	2	7	0,6	1,00
5V6G085R00	85	27	60	50	2	7	0,6	1,20
5V6G100R00	100	32	70	55	2	8	0,5	1,38


CNHU110420N



Designation Réf. de l'article	fz(min/max)	Design Execution	Grade Nuance	IN05S	IN2005	IN2006	IN2505	IN2530			
CNHU110420N	0,10/0,40	positive geometry R2,0 / Géométrie positive R2,0									

● = P ● = M ● = K ● = N ● = S ○ = H

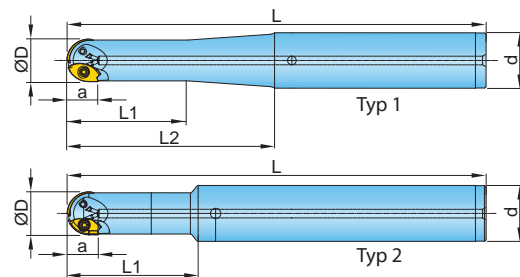
SPARE PARTS
 ACCESSOIRES





SM35-088-10 (3,0Nm) DS-T10S

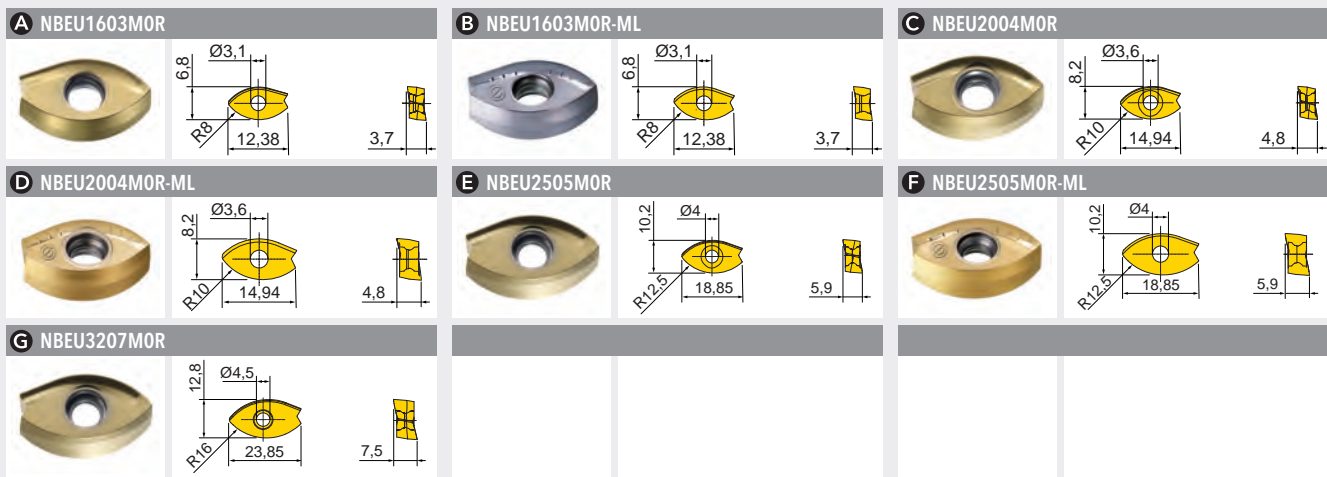
① = Insert screw / Vis de serrage plaquette ② = Screw driver / Tournevis

ADAPTION ACC. TO DIN 1835 A/B
ATTACHEMENT DIN 1835 A/B



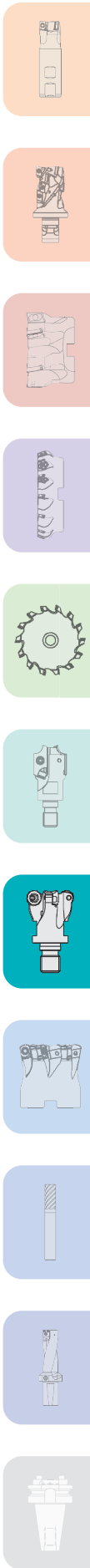
Designation Réf. de l'article	D	d	L	L1	L2	a	Typ	Z		 kg	Related Insert Plaquette préconisée
1TW8Q016060T3R00	16	20	130	35	60	11,8	1	2	✓	0,30	A B
1TW8Q016060T3R01	16	20	200	35	60	11,8	1	2	✓	0,40	A B
1TW7J020045W5R00 ¹⁾	20	25	105	45	-	13,6	2*	2	✓	0,30	C D
1TW8J020075T5R00	20	25	160	45	75	13,6	1	2	✓	0,50	C D
1TW7J020060T5R00	20	25	220	60	-	13,6	2	2	✓	0,70	C D
1TW8K025075U7R00	25	32	150	50	75	17,7	1	2	✓	0,90	E F
1TW8K025085U7R00	25	32	200	55	85	17,7	1	2	✓	1,00	E F
1TW8K025120U7R00	25	32	300	70	120	17,7	1	2	✓	1,20	E F
1TW7S032100U7R00	32	32	180	100	-	21,4	2	2	✓	0,90	G
1TW7S032100W6R00 ¹⁾	32	32	200	100	-	21,4	2*	2	✓	1,00	G
1TW7S032130W6R00 ¹⁾	32	32	300	130	-	21,4	2*	2	✓	1,30	G

¹⁾DIN 1835B / DIN 1835B



Designation Réf. de l'article	fz(min/max)	Design Execution	Grade Nuance	IN2035	IN2504	IN2505	IN2530				
NBEU1603MOR	0,05/0,30	positive radius insert R8 / Plaquette rayonnée positive R8									
NBEU1603MOR-ML	0,05/0,30	high positive radius insert R8 / Plaquette très positive rayon R8									
NBEU2004MOR	0,05/0,40	positive radius insert R10 / plaquette rayonnée positive R10									
NBEU2004MOR-ML	0,05/0,40	high positive radius insert R10 / Plaquette très positive rayon R10									
NBEU2505MOR	0,05/0,50	positive radius insert R12,5 / plaquette rayonnée positive R12,5									
NBEU2505MOR-ML	0,05/0,50	high positive radius insert R12,5 / Plaquette très positive rayon R12,5									
NBEU3207MOR	0,05/0,50	positive radius insert R16 / plaquette rayonnée positive R16									

● = P ● = M ● = K ● = N ● = S ○ = H



SPARE PARTS
ACCESSOIRES

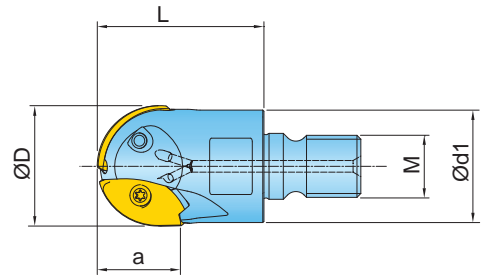


Diameter Range / Diamètres

16	SM25-064-00 (1,1Nm) DS-T08S
20	SM30-085-10 (2,0Nm) DS-0022
25	TS 35085/HG (3,0Nm) TD15
32	TS 40A115I (4,5Nm) TD15

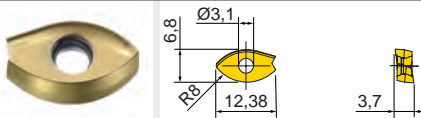
① = Insert screw / Vis de serrage plaquette ② = Screw driver / Tournevis

SCREW-IN TYPE ADAPTION
 ATTACHEMENT FILETÉ

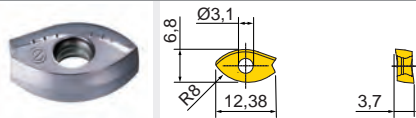


Designation Réf. de l'article	D	d1	L	a	M	Z			Related Insert Plaquette préconisée
1TW7Q016025X5R00	16	13	25	11,8	M8	2	✓	0,02	A B
1TW7J020030X6R00	20	18	30	13,6	M10	2	✓	0,02	C D
1TW7K025035X7R00	25	21	35	17,7	M12	2	✓	0,09	E F
1TW7S032043X8R00	32	29	43	21,4	M16	2	✓	0,16	G

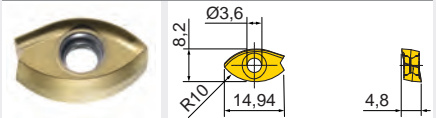
A NBEU1603MOR



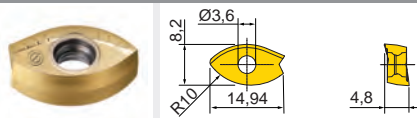
B NBEU1603MOR-ML



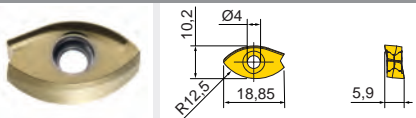
C NBEU2004MOR



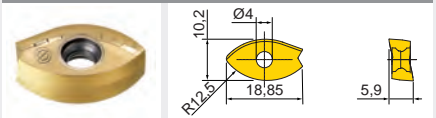
D NBEU2004MOR-ML



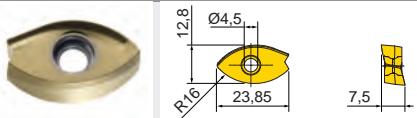
E NBEU2505MOR



F NBEU2505MOR-ML



G NBEU3207MOR



Designation Réf. de l'article	fz(min/max)	Design Execution	Grade Nuance	IN2035	IN2504	IN2505	IN2530				
NBEU1603MOR	0,05/0,30	positive radius insert R8 / Plaquette rayonnée positive R8									
NBEU1603MOR-ML	0,05/0,30	high positive radius insert R8 / Plaquette très positive rayon R8									
NBEU2004MOR	0,05/0,40	positive radius insert R10 / plaquette rayonnée positive R10									
NBEU2004MOR-ML	0,05/0,40	high positive radius insert R10 / Plaquette très positive rayon R10									
NBEU2505MOR	0,05/0,50	positive radius insert R12,5 / plaquette rayonnée positive R12,5									
NBEU2505MOR-ML	0,05/0,50	high positive radius insert R12,5 / Plaquette très positive rayon R12,5									
NBEU3207MOR	0,05/0,50	positive radius insert R16 / plaquette rayonnée positive R16									

● = P ● = M ● = K ● = N ● = S ○ = H

SPARE PARTS
 ACCESSOIRES



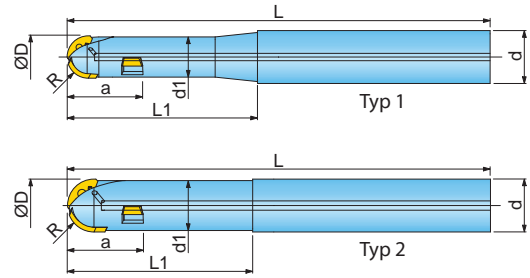
Diameter Range / Diamètres

16	SM25-064-00 (1,1Nm)	DS-T08S
20	SM30-085-10 (2,0Nm)	DS-0022
25	TS 35085/HG (3,0Nm)	TD15
32	TS 40A115I (4,5Nm)	TD15

① = Insert screw / Vis de serrage plaquette ② = Screw driver / Tournevis

PRO•DUO™ COPY END MILL WITH INSERT PROTECTION 1TW...T/U/W
FRAISE A COPIER 1TW...T/U/W

ADAPTION ACC. TO DIN 1835 A
 ATTACHEMENT DIN 1835 A



Designation Réf. de l'article	D	d	L	L1	L2	a	Typ	Z			Related Insert Plaquette préconisée
1TW8Q016060W5R00 ¹⁾	16	20	120	41,8	60	20	1*	2/1	✓	0,29	A B C
1TW8J020065T5R00	20	25	125	44	65	22	1	2/1	✓	0,40	D E C
1TW8J020090T5R00	20	25	200	73	90	22	1	2/1	✓	0,60	D E C
1TW7K025085T5R00	25	25	200	85	-	35	2	2/2	✓	0,80	F G C
1TW7K025090U7R00	25	32	200	90	-	35	2	2/2	✓	1,00	F G C
1TW7S032080U7R00	32	32	200	80	-	44,5	2	2/2	✓	1,00	H I

¹⁾DIN 1835B / DIN 1835B

A NBEU1603MOR 	B NBEU1603MOR-ML 	C APKT 09T3 PER-EM
D NBEU2004MOR 	E NBEU2004MOR-ML 	F NBEU2505MOR
G NBEU2505MOR-ML 	H NBEU3207MOR 	I AOMT120408R

Designation Réf. de l'article	fz(min/max)	Design Execution	Grade Nuance	IN2035	IN2504	IN2505	IN2530				
NBEU1603MOR	0,05/0,30	positive radius insert R8 / Plaquette rayonnée positive R8									
NBEU1603MOR-ML	0,05/0,30	high positive radius insert R8 / Plaquette très positive rayon R8									
APKT 09T3 PER-EM	0,05/0,50	positive geometry R0,4 / Géométrie positive R0,4									
NBEU2004MOR	0,05/0,40	positive radius insert R10 / plaquette rayonnée positive R10									
NBEU2004MOR-ML	0,05/0,40	high positive radius insert R10 / Plaquette très positive rayon R10									
NBEU2505MOR	0,05/0,50	positive radius insert R12,5 / plaquette rayonnée positive R12,5									
NBEU2505MOR-ML	0,05/0,50	high positive radius insert R12,5 / Plaquette très positive rayon R12,5									
NBEU3207MOR	0,05/0,50	positive radius insert R16 / plaquette rayonnée positive R16									
AOMT120408R	0,05/0,50	positive geometry R0,8 / Géométrie positive R0,8									

● = P ● = M ● = K ● = N ● = S ○ = H



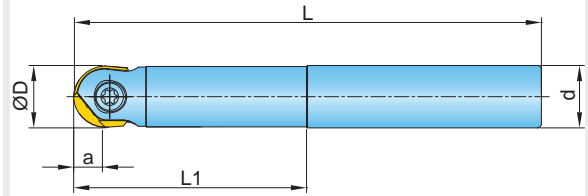
Diameter Range / Diamètres



16	SM25-064-00 (1,1Nm) DS-T08S	TS 25055I/HG (1,1Nm) DS-T08S
20	SM30-085-10 (2,0Nm) DS-0022	TS 25055I/HG (1,1Nm) DS-T08S
25	TS 35085I/HG (3,0Nm) TD15	TS 25055I/HG (1,1Nm) DS-T08S
32	TS 40A115I (4,5Nm) TD15	TS 35085I/HG (3,0Nm) TD15

① = Insert screw / Vis de serrage plaquette ② = Screw driver / Tournevis ③ = Insert screw / Vis de serrage plaquette ④ = Screw driver / Tournevis

FINISHBALL⁺™ COPY MILL CYLINDRICAL 12A9...
 FRAISE À COPIER CYLINDRIQUE 12A9...

ADAPTION ACC. TO DIN 1835 A
 ATTACHEMENT DIN 1835 A



Designation Réf. de l'article	D	d	L	L1	a	Z	Zeff		
12A9R008020TOR00	8	8	90	20	4	1	2	✓	0,030
12A9S010030T1R00	10	10	90	30	5	1	2	✓	0,045
12A9T012030T2R00	12	12	110	30	6	1	2	✓	0,085
12A9U016040T3R00	16	16	130	40	8	1	2	✓	0,275
12A9V020040T4R00	20	20	110	40	10	1	2	✓	0,220
12A9V020050T4R00	20	20	150	50	10	1	2	✓	0,315
12A9V020070T4R00	20	20	220	70	10	1	2	✓	0,475
12A9W025040T5R00	25	25	125	40	12,5	1	2	✓	0,400
12A9W025070T5R00	25	25	170	70	12,5	1	2	✓	0,555
12A9X030055U7R00	30	32	140	55	15	1	2	✓	0,720
12A9X030075U7R00	30	32	190	75	15	1	2	✓	1,000
12A9X030150U7R00	30	32	300	150	15	1	2	✓	1,595
12A9Y032060U7R00	32	32	250	60	16	1	2	✓	1,395

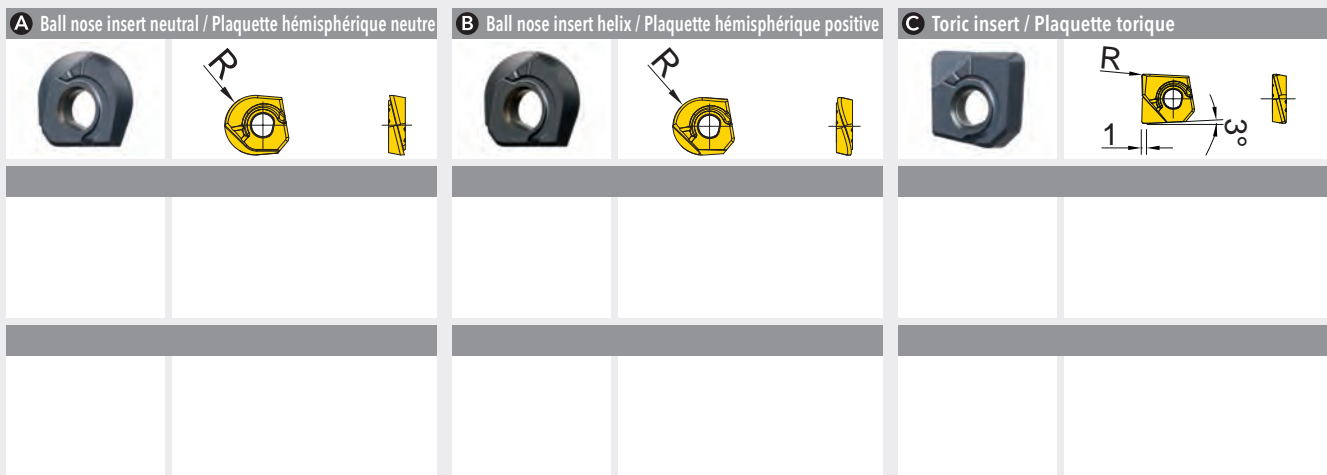
SPARE PARTS
 ACCESSOIRES



Diameter Range / Diamètres

8	SM25-080-B1 (1,1Nm)	DS-TP08S (TX-Plus)
10	SM30-083-B1 (2,0Nm)	DS-TP10S (TX-Plus)
12	SM40-106-B1 (4,0Nm)	DS-TP15S (TX-Plus)
16	SM50-139-B1 (5,0Nm)	DS-T20T
20	SM60-167-B1 (6,0Nm)	DS-T25T
25	SM70-210-B1 (6,0Nm)	DS-T25T
30 - 32	SM80-250-B1 (8,0Nm)	DS-T30T

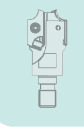
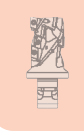
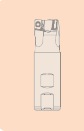
① = Insert screw / Vis de serrage plaquette ② = Screw driver / Tournevis



Designation Réf. de l'article	fz(min/max)	R	Grade Nuance	IN2005	IN2006
Ball nose insert neutral / Plaquette hémisphérique neutre					
NQHG0802MOR-FM	0,08/0,20	4,0	A		
NQHG1003MOR-FM	0,10/0,25	5,0	A		
NQHG1203MOR-FM	0,10/0,30	6,0	A		
NQHG1604MOR-FM	0,10/0,30	8,0	A		
NQHG2005MOR-FM	0,10/0,30	10,0	A		
NQHG2506MOR-FM	0,10/0,30	12,5	A		
NQHG3007MOR-FM	0,10/0,30	15,0	A		
NQHG3207MOR-FM	0,10/0,30	16,0	A		
Ball nose insert helix / Plaquette hémisphérique positive					
NQHG0802MOR-SM	0,08/0,20	4,0	B		
NQHG1003MOR-SM	0,10/0,25	5,0	B		
NQHG1203MOR-SM	0,10/0,30	6,0	B		
NQHG1604MOR-SM	0,10/0,30	8,0	B		
NQHG2005MOR-SM	0,10/0,30	10,0	B		
NQHG2506MOR-SM	0,10/0,30	12,5	B		
NQHG3007MOR-SM	0,10/0,30	15,0	B		
NQHG3207MOR-SM	0,10/0,30	16,0	B		
Toric insert / Plaquette torique					
GQHG0802R03	0,10/0,20	0,3	C		
GQHG0802R05	0,10/0,20	0,5	C		
GQHG0802R10	0,10/0,20	1,0	C		
GQHG1003R05	0,10/0,25	0,5	C		

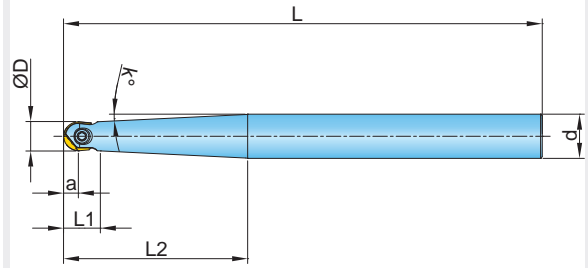
Designation Réf. de l'article	fz(min/max)	R	Grade Nuance	IN2005	IN2006
GQHG1003R10	0,10/0,25	1,0	C		
GQHG1003R15	0,10/0,25	1,5	C		
GQHG1003R20	0,10/0,25	2,0	C		
GQHG1203R05	0,10/0,30	0,5	C		
GQHG1203R10	0,10/0,30	1,0	C		
GQHG1203R15	0,10/0,30	1,5	C		
GQHG1203R20	0,10/0,30	2,0	C		
GQHG1604R05	0,10/0,35	0,5	C		
GQHG1604R10	0,10/0,35	1,0	C		
GQHG1604R15	0,10/0,35	1,5	C		
GQHG1604R20	0,10/0,35	2,0	C		
GQHG1604R30	0,10/0,40	3,0	C		
GQHG2005R05	0,10/0,35	0,5	C		
GQHG2005R10	0,10/0,35	1,0	C		
GQHG2005R15	0,10/0,35	1,5	C		
GQHG2005R20	0,10/0,35	2,0	C		
GQHG2005R30	0,10/0,40	3,0	C		
GQHG2506R05	0,10/0,40	0,5	C		
GQHG2506R10	0,10/0,40	1,0	C		
GQHG2506R15	0,10/0,40	1,5	C		
GQHG2506R20	0,10/0,40	2,0	C		
GQHG2506R30	0,10/0,40	3,0	C		

● = P ● = M ● = K ● = N ● = S ○ = H



FINISHBALL⁺™ COPY MILL CONICAL 12A8...
 FRAISE À COPIER CONIQUE 12A8...

ADAPTION ACC. TO DIN 1835 A
 ATTACHEMENT DIN 1835 A



Designation Réf. de l'article	D	d	L	L1	L2	κ	a	Z	Zeff		
12A8R008020T2R00	8	12	100	10	20	9,5	4	1	2	✓	0,080
12A8R008050T2R00	8	12	130	10	50	3	4	1	2	✓	0,090
12A8S010025T2R00	10	12	110	15	25	5	5	1	2	✓	0,080
12A8S010060T3R00	10	16	130	15	60	3,5	5	1	2	✓	0,150
12A8T012060T3R00	12	16	140	25	60	2,4	6	1	2	✓	0,170
12A8T012080T4R00	12	20	180	40	80	5	6	1	2	✓	0,315
12A8U016060T4R00	16	20	160	25	60	2,5	8	1	2	✓	0,315
12A8U016100T5R00	16	25	220	55	100	5	8	1	2	✓	0,600
12A8V020080T5R00	20	25	180	40	80	2,5	10	1	2	✓	0,530
12A8V020110T5R00	20	25	220	45	110	1,5	10	1	2	✓	0,655
12A8W025090U7R00	25	32	200	32	90	3	12,5	1	2	✓	0,980
12A8W025130U7R00	25	32	250	40	130	1,5	12,5	1	2	✓	1,190
12A8X030100U7R00	30	32	250	65	100	1	15	1	2	✓	1,345

**SPARE PARTS
 ACCESSOIRES**



Diameter Range / Diamètres

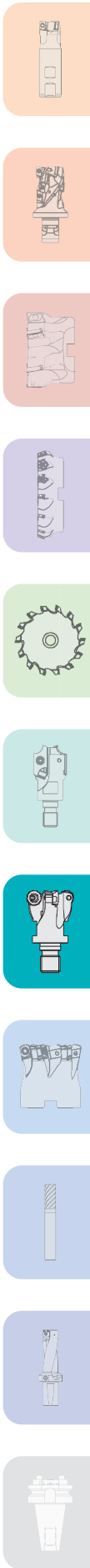
8	SM25-080-B1 (1,1Nm)	DS-TP08S (TX-Plus)
10	SM30-083-B1 (2,0Nm)	DS-TP10S (TX-Plus)
12	SM40-106-B1 (4,0Nm)	DS-TP15S (TX-Plus)
16	SM50-139-B1 (5,0Nm)	DS-T20T
20	SM60-167-B1 (6,0Nm)	DS-T25T
25	SM70-210-B1 (6,0Nm)	DS-T25T
30	SM80-250-B1 (8,0Nm)	DS-T30T

① = Insert screw / Vis de serrage plaquette ② = Screw driver / Tournevis



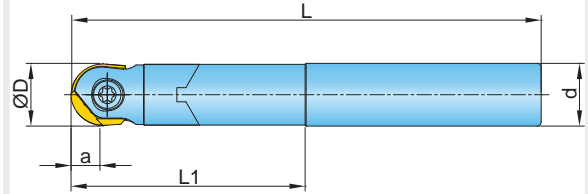
Designation Réf. de l'article	fz(min/max)	R	Grade Nuance	IN2005	IN2006	Designation Réf. de l'article	fz(min/max)	R	Grade Nuance	IN2005	IN2006
Ball nose insert neutral / Plaquette hémisphérique neutre						Toric insert / Plaquette torique					
NQHG0802MOR-FM	0,08/0,20	4,0	A			GQHG1003R10	0,10/0,25	1,0	C		
NQHG1003MOR-FM	0,10/0,25	5,0	A			GQHG1003R15	0,10/0,25	1,5	C		
NQHG1203MOR-FM	0,10/0,30	6,0	A			GQHG1003R20	0,10/0,25	2,0	C		
NQHG1604MOR-FM	0,10/0,30	8,0	A			GQHG1203R05	0,10/0,30	0,5	C		
NQHG2005MOR-FM	0,10/0,30	10,0	A			GQHG1203R10	0,10/0,30	1,0	C		
NQHG2506MOR-FM	0,10/0,30	12,5	A			GQHG1203R15	0,10/0,30	1,5	C		
NQHG3007MOR-FM	0,10/0,30	15,0	A			GQHG1203R20	0,10/0,30	2,0	C		
NQHG3207MOR-FM	0,10/0,30	16,0	A			GQHG1604R05	0,10/0,35	0,5	C		
Ball nose insert helix / Plaquette hémisphérique positive						Toric insert / Plaquette torique					
NQHG0802MOR-SM	0,08/0,20	4,0	B			GQHG1604R10	0,10/0,35	1,0	C		
NQHG1003MOR-SM	0,10/0,25	5,0	B			GQHG1604R15	0,10/0,35	1,5	C		
NQHG1203MOR-SM	0,10/0,30	6,0	B			GQHG1604R20	0,10/0,35	2,0	C		
NQHG1604MOR-SM	0,10/0,30	8,0	B			GQHG1604R30	0,10/0,40	3,0	C		
NQHG2005MOR-SM	0,10/0,30	10,0	B			GQHG2005R05	0,10/0,35	0,5	C		
NQHG2506MOR-SM	0,10/0,30	12,5	B			GQHG2005R10	0,10/0,35	1,0	C		
NQHG3007MOR-SM	0,10/0,30	15,0	B			GQHG2005R15	0,10/0,35	1,5	C		
NQHG3207MOR-SM	0,10/0,30	16,0	B			GQHG2005R20	0,10/0,35	2,0	C		
Toric insert / Plaquette torique						Toric insert / Plaquette torique					
GQHG0802R03	0,10/0,20	0,3	C			GQHG2005R30	0,10/0,40	3,0	C		
GQHG0802R05	0,10/0,20	0,5	C			GQHG2506R05	0,10/0,40	0,5	C		
GQHG0802R10	0,10/0,20	1,0	C			GQHG2506R10	0,10/0,40	1,0	C		
GQHG1003R05	0,10/0,25	0,5	C			GQHG2506R15	0,10/0,40	1,5	C		
						GQHG2506R20	0,10/0,40	2,0	C		
						GQHG2506R30	0,10/0,40	3,0	C		

● = P ● = M ● = K ● = N ● = S ○ = H



FINISHBALL⁺™ COPY MILL CARBIDE SHANK 12A...
FRAISE À COPIER QUEUE CARBURÉ 12A5...

ADAPTION ACC. TO DIN 1835 A
 ATTACHEMENT DIN 1835 A



Designation Réf. de l'article	D	d	L	L1	a	Z	Zeff	kg
12A5R008030T0R00	8	8	100	30	4	1	2	0,065
12A5R008075T1R00	8	10	140	75	4	1	2	0,120
12A5S010035T1R00	10	10	100	35	5	1	2	0,100
12A5S010075T1R00	10	10	140	75	5	1	2	0,140
12A5S010140T1R00	10	10	220	140	5	1	2	0,220
12A5T012050T2R00	12	12	120	50	6	1	2	0,170
12A5T012090T2R00	12	12	160	90	6	1	2	0,230
12A5T012150T2R00	12	12	220	150	6	1	2	0,315
12A5U016060T3R00	16	16	120	60	8	1	2	0,290
12A5U016080T3R00	16	16	160	80	8	1	2	0,405
12A5U016150T3R00	16	16	220	150	8	1	2	0,565
12A5V020120T4R00	20	20	220	120	10	1	2	0,890
12A5V020220T4R00	20	20	300	220	10	1	2	1,235
12A5W025120T5R00	25	25	220	120	12,5	1	2	1,530
12A5W025220T5R00	25	25	300	220	12,5	1	2	1,915
12A8X030150U7R00	30	32	250	150	15	1	2	2,395
12A8X030230U7R00	30	32	350	230	15	1	2	3,395
12A5Y032220U7R00	32	32	300	220	16	1	2	3,120

**SPARE PARTS
 ACCESSOIRES**

①



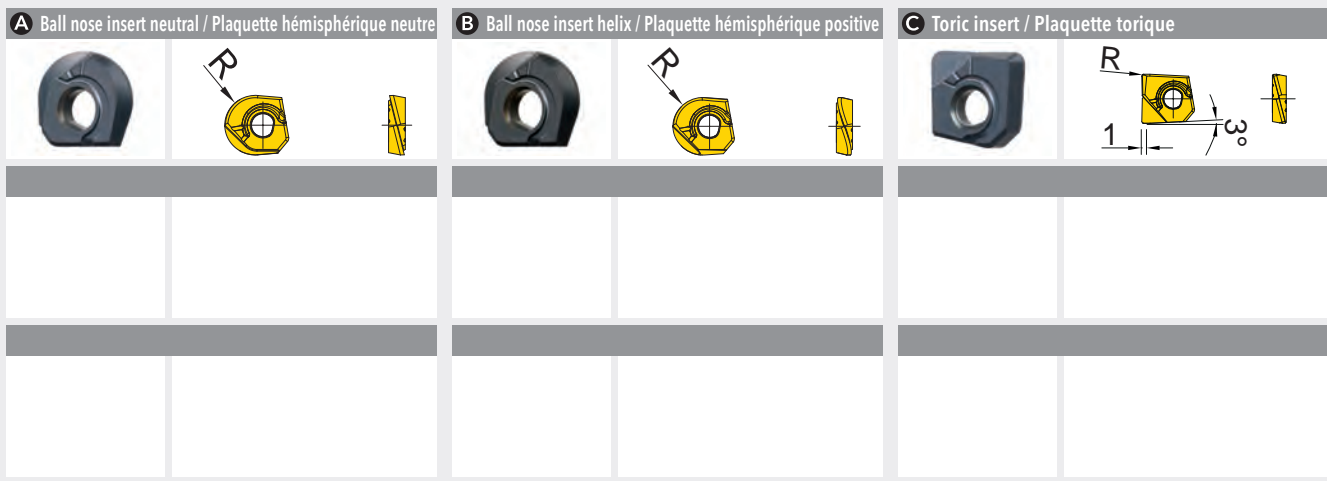
②



Diameter Range / Diamètres

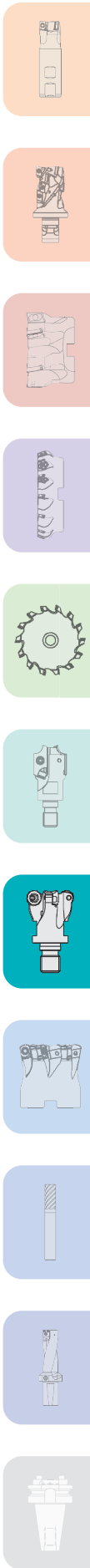
8	SM25-080-B1 (1,1Nm)	DS-TP08S (TX-Plus)
10	SM30-083-B1 (2,0Nm)	DS-TP10S (TX-Plus)
12	SM40-106-B1 (4,0Nm)	DS-TP15S (TX-Plus)
16	SM50-139-B1 (5,0Nm)	DS-T20T
20	SM60-167-B1 (6,0Nm)	DS-T25T
25	SM70-210-B1 (6,0Nm)	DS-T25T
30 - 32	SM80-250-B1 (8,0Nm)	DS-T30T

① = Insert screw / Vis de serrage plaquette ② = Screw driver / Tournevis



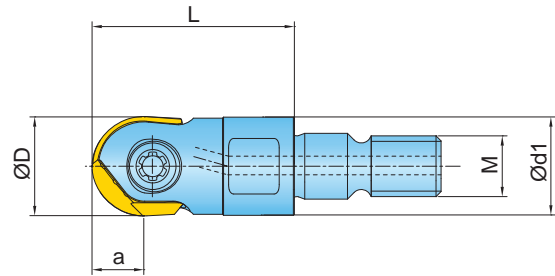
Designation Réf. de l'article	fz(min/max)	R	Grade Nuance	IN2005	IN2006	Designation Réf. de l'article	fz(min/max)	R	Grade Nuance	IN2005	IN2006
Ball nose insert neutral / Plaquette hémisphérique neutre						Toric insert / Plaquette torique					
NQHG0802MOR-FM	0,08/0,20	4,0	A			GQHG1003R10	0,10/0,25	1,0	C		
NQHG1003MOR-FM	0,10/0,25	5,0	A			GQHG1003R15	0,10/0,25	1,5	C		
NQHG1203MOR-FM	0,10/0,30	6,0	A			GQHG1003R20	0,10/0,25	2,0	C		
NQHG1604MOR-FM	0,10/0,30	8,0	A			GQHG1203R05	0,10/0,30	0,5	C		
NQHG2005MOR-FM	0,10/0,30	10,0	A			GQHG1203R10	0,10/0,30	1,0	C		
NQHG2506MOR-FM	0,10/0,30	12,5	A			GQHG1203R15	0,10/0,30	1,5	C		
NQHG3007MOR-FM	0,10/0,30	15,0	A			GQHG1203R20	0,10/0,30	2,0	C		
NQHG3207MOR-FM	0,10/0,30	16,0	A			GQHG1604R05	0,10/0,35	0,5	C		
Ball nose insert helix / Plaquette hémisphérique positive						Toric insert / Plaquette torique					
NQHG0802MOR-SM	0,08/0,20	4,0	B			GQHG1604R10	0,10/0,35	1,0	C		
NQHG1003MOR-SM	0,10/0,25	5,0	B			GQHG1604R15	0,10/0,35	1,5	C		
NQHG1203MOR-SM	0,10/0,30	6,0	B			GQHG1604R20	0,10/0,35	2,0	C		
NQHG1604MOR-SM	0,10/0,30	8,0	B			GQHG1604R30	0,10/0,40	3,0	C		
NQHG2005MOR-SM	0,10/0,30	10,0	B			GQHG2005R05	0,10/0,35	0,5	C		
NQHG2506MOR-SM	0,10/0,30	12,5	B			GQHG2005R10	0,10/0,35	1,0	C		
NQHG3007MOR-SM	0,10/0,30	15,0	B			GQHG2005R15	0,10/0,35	1,5	C		
NQHG3207MOR-SM	0,10/0,30	16,0	B			GQHG2005R20	0,10/0,35	2,0	C		
Toric insert / Plaquette torique						Toric insert / Plaquette torique					
GQHG0802R03	0,10/0,20	0,3	C			GQHG2005R30	0,10/0,40	3,0	C		
GQHG0802R05	0,10/0,20	0,5	C			GQHG2506R05	0,10/0,40	0,5	C		
GQHG0802R10	0,10/0,20	1,0	C			GQHG2506R10	0,10/0,40	1,0	C		
GQHG1003R05	0,10/0,25	0,5	C			GQHG2506R15	0,10/0,40	1,5	C		
						GQHG2506R20	0,10/0,40	2,0	C		
						GQHG2506R30	0,10/0,40	3,0	C		

● = P ● = M ● = K ● = N ● = S ○ = H



FINISHBALL⁺™ COPY MILL SCREW-IN TYPE 12A9...X
 FRAISE À COPIER TÊTE VISSÉE 12A9...X

SCREW-IN TYPE ADAPTION
 ATTACHEMENT FILETÉ



Designation Réf. de l'article	D	d1	L	a	M	Z	Zeff		
12A9S010020X4R00	10	9,7	20	5	M6	1	2	✓	0,010
12A9T012023X4R00	12	11,5	23	6	M6	1	2	✓	0,015
12A9T012023X5R00	12	13	23	6	M8	1	2	✓	0,020
12A9U016030X5R00	16	13	30	8	M8	1	2	✓	0,030
12A9V020030X6R00	20	19	30	10	M10	1	2	✓	0,050
12A9W025035X7R00	25	24	35	12,5	M12	1	2	✓	0,085
12A9X030043X8R00	30	29	43	15	M16	1	2	✓	0,175
12A9Y032043X8R00	32	29,5	43	16	M16	1	2	✓	0,185

SPARE PARTS
 ACCESSOIRES

①



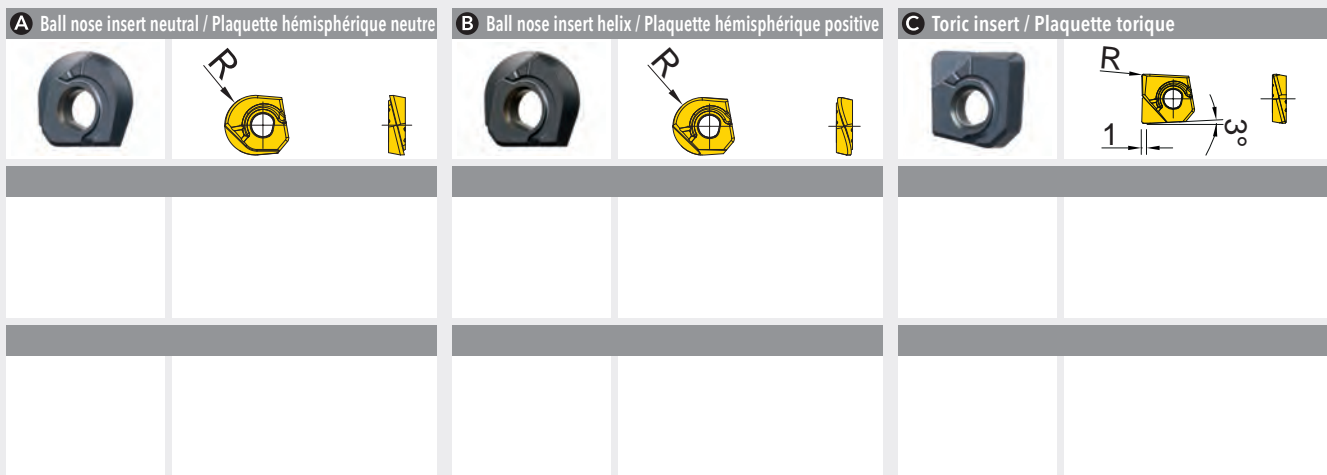
②



Diameter Range / Diamètres

10	SM30-083-B1 (2,0Nm)	DS-TP10S (TX-Plus)
12	SM40-106-B1 (4,0Nm)	DS-TP15S (TX-Plus)
16	SM50-139-B1 (5,0Nm)	DS-T20T
20	SM60-167-B1 (6,0Nm)	DS-T25T
25	SM70-210-B1 (6,0Nm)	DS-T25T
30 - 32	SM80-250-B1 (8,0Nm)	DS-T30T

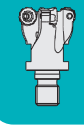
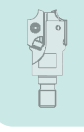
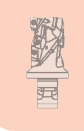
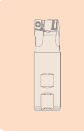
① = Insert screw / Vis de serrage plaquette ② = Screw driver / Tournevis



Designation Réf. de l'article	fz(min/max)	R	Grade Nuance	IN2005	IN2006
Ball nose insert neutral / Plaquette hémisphérique neutre					
NQHG0802MOR-FM	0,08/0,20	4,0	A		
NQHG1003MOR-FM	0,10/0,25	5,0	A		
NQHG1203MOR-FM	0,10/0,30	6,0	A		
NQHG1604MOR-FM	0,10/0,30	8,0	A		
NQHG2005MOR-FM	0,10/0,30	10,0	A		
NQHG2506MOR-FM	0,10/0,30	12,5	A		
NQHG3007MOR-FM	0,10/0,30	15,0	A		
NQHG3207MOR-FM	0,10/0,30	16,0	A		
Ball nose insert helix / Plaquette hémisphérique positive					
NQHG0802MOR-SM	0,08/0,20	4,0	B		
NQHG1003MOR-SM	0,10/0,25	5,0	B		
NQHG1203MOR-SM	0,10/0,30	6,0	B		
NQHG1604MOR-SM	0,10/0,30	8,0	B		
NQHG2005MOR-SM	0,10/0,30	10,0	B		
NQHG2506MOR-SM	0,10/0,30	12,5	B		
NQHG3007MOR-SM	0,10/0,30	15,0	B		
NQHG3207MOR-SM	0,10/0,30	16,0	B		
Toric insert / Plaquette torique					
GQHG0802R03	0,10/0,20	0,3	C		
GQHG0802R05	0,10/0,20	0,5	C		
GQHG0802R10	0,10/0,20	1,0	C		
GQHG1003R05	0,10/0,25	0,5	C		

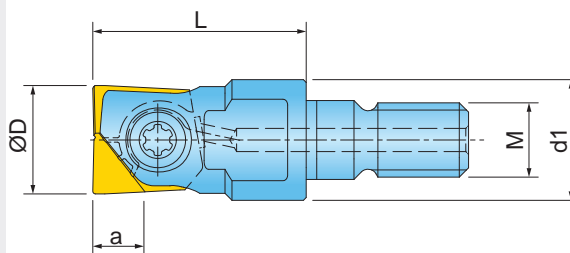
Designation Réf. de l'article	fz(min/max)	R	Grade Nuance	IN2005	IN2006
GQHG1003R10	0,10/0,25	1,0	C		
GQHG1003R15	0,10/0,25	1,5	C		
GQHG1003R20	0,10/0,25	2,0	C		
GQHG1203R05	0,10/0,30	0,5	C		
GQHG1203R10	0,10/0,30	1,0	C		
GQHG1203R15	0,10/0,30	1,5	C		
GQHG1203R20	0,10/0,30	2,0	C		
GQHG1604R05	0,10/0,35	0,5	C		
GQHG1604R10	0,10/0,35	1,0	C		
GQHG1604R15	0,10/0,35	1,5	C		
GQHG1604R20	0,10/0,35	2,0	C		
GQHG1604R30	0,10/0,40	3,0	C		
GQHG2005R05	0,10/0,35	0,5	C		
GQHG2005R10	0,10/0,35	1,0	C		
GQHG2005R15	0,10/0,35	1,5	C		
GQHG2005R20	0,10/0,35	2,0	C		
GQHG2005R30	0,10/0,40	3,0	C		
GQHG2506R05	0,10/0,40	0,5	C		
GQHG2506R10	0,10/0,40	1,0	C		
GQHG2506R15	0,10/0,40	1,5	C		
GQHG2506R20	0,10/0,40	2,0	C		
GQHG2506R30	0,10/0,40	3,0	C		

● = P ● = M ● = K ● = N ● = S ○ = H



FINISHBALL⁺™ COPY MILL SCREW-IN TYPE 12U9...X
 FRAISE À COPIER TÊTE VISSÉE 12U9...X

SCREW-IN TYPE ADAPTION
 ATTACHEMENT FILETÉ



Designation
 Réf. de l'article

Designation Réf. de l'article	D	d1	L	a	M	Z	Zeff		
12U9S010020X4R00	10	9,7	20	R+1	M6	1	2	✓	0,010
12U9T012023X4R00	12	11,5	23	R+1	M6	1	2	✓	0,015
12U9T012023X5R00	12	13	23	R+1	M8	1	2	✓	0,020
12U9U016030X5R00	16	13	30	R+1	M8	1	2	✓	0,030
12U9V020030X6R00	20	19	30	R+1	M10	1	2	✓	0,050
12U9W025035X7R00	25	24	35	R+1	M12	1	2	✓	0,090

SPARE PARTS
 ACCESSOIRES

①



②

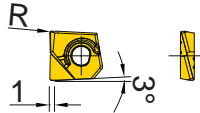


Diameter Range / Diamètres

10	SM30-083-B1 (2,0Nm)	DS-TP10S (TX-Plus)
12	SM40-106-B1 (4,0Nm)	DS-TP15S (TX-Plus)
16	SM50-139-B1 (5,0Nm)	DS-T20T
20	SM60-167-B1 (6,0Nm)	DS-T25T
25	SM70-210-B1 (6,0Nm)	DS-T30T

① = Insert screw / Vis de serrage plaquette ② = Screw driver / Tournevis

A Toric insert / Plaquette torique



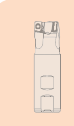
Designation Réf. de l'article	fz(min/max)	R	Grade Nuance	IN2005	IN2006
----------------------------------	-------------	---	-----------------	--------	--------

Toric insert / Plaquette torique					
GQHG0802R03	0,10/0,20	0,3	A	●	●
GQHG0802R05	0,10/0,20	0,5	A	●	●
GQHG0802R10	0,10/0,20	1,0	A	●	●
GQHG1003R05	0,10/0,25	0,5	A	●	●
GQHG1003R10	0,10/0,25	1,0	A	●	●
GQHG1003R15	0,10/0,25	1,5	A	●	●
GQHG1003R20	0,10/0,25	2,0	A	●	●
GQHG1203R05	0,10/0,30	0,5	A	●	●
GQHG1203R10	0,10/0,30	1,0	A	●	●
GQHG1203R15	0,10/0,30	1,5	A	●	●
GQHG1203R20	0,10/0,30	2,0	A	●	●
GQHG1604R05	0,10/0,35	0,5	A	●	●
GQHG1604R10	0,10/0,35	1,0	A	●	●
GQHG1604R15	0,10/0,35	1,5	A	●	●

Designation Réf. de l'article	fz(min/max)	R	Grade Nuance	IN2005	IN2006
----------------------------------	-------------	---	-----------------	--------	--------

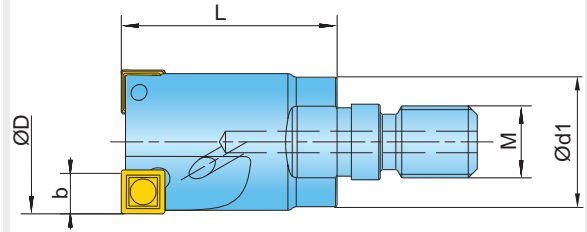
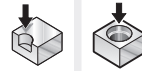
GQHG1604R20	0,10/0,35	2,0	A	●	●
GQHG1604R30	0,10/0,40	3,0	A	●	●
GQHG2005R05	0,10/0,35	0,5	A	●	●
GQHG2005R10	0,10/0,35	1,0	A	●	●
GQHG2005R15	0,10/0,35	1,5	A	●	●
GQHG2005R20	0,10/0,35	2,0	A	●	●
GQHG2005R30	0,10/0,40	3,0	A	●	●
GQHG2506R05	0,10/0,40	0,5	A	●	●
GQHG2506R10	0,10/0,40	1,0	A	●	●
GQHG2506R15	0,10/0,40	1,5	A	●	●
GQHG2506R20	0,10/0,40	2,0	A	●	●
GQHG2506R30	0,10/0,40	3,0	A	●	●

● = P ● = M ● = K ● = N ● = S ○ = H



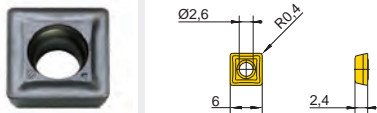
PUNCHIN™ PLUNGING MILL DHU...X_R01 90° FRAISE À TREFLER DHU...X_R01 90°

SCREW-IN TYPE ADAPTION
ATTACHEMENT FILETÉ

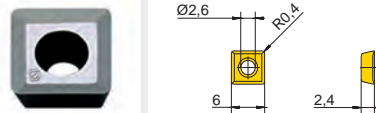


Designation Réf. de l'article	D	d1	L	b	M	Z	IK	kg	Related Insert Plaquette préconisée
DHU016023X5R01	16	13	23	5	M8	2	✓	0,02	A B C
DHU020030X6R01	20	18	30	7	M10	2	✓	0,05	D E F
DHU025035X7R01	25	21	35	8	M12	2	✓	0,11	G H I
DHU032043X8R01	32	29	43	8	M16	3	✓	0,21	G H I
DHU042043X8R01	42	29	43	8	M16	4	✓	0,23	G H I

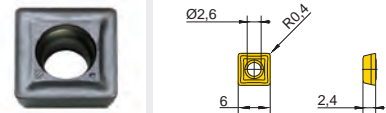
A SHLT060204N-PH



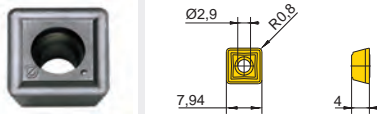
B SHGT060204-HP



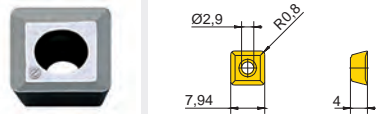
C SHLT060204N



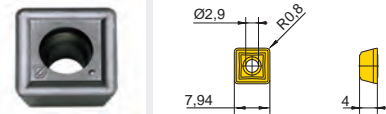
D SPLT07T308N-PH



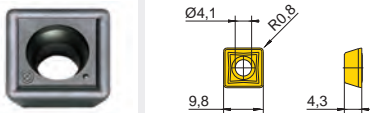
E SDGT07T308-HP



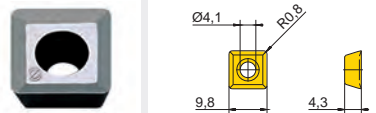
F SPLT07T308N



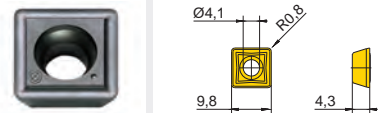
G SHLT090408N-PH1



H SHGT090408-HP



I SHLT090408N



Designation Réf. de l'article	fz(min/max)	Design Execution	Grade Nuance	IN10K	IN2005	IN2010	IN2530			
SHLT060204N-PH	0,06/0,20	positive geometry R0,4 / Géométrie positive R0,4								
SHGT060204-HP	0,08/0,15	non-ferrous geometry, polished R0,4 / Géo. pour mat. non fer., polie R0,4	●							
SHLT060204N	0,08/0,25	cast iron geometry R0,4 / Géométrie fonte R 0,4								
SPLT07T308N-PH	0,06/0,20	positive geometry R0,8 / Géométrie positive R0,8								
SDGT07T308-HP	0,08/0,15	non-ferrous geometry, polished R0,8 / Géo. pour mat. non fer., polie R0,8	●							
SPLT07T308N	0,10/0,25	cast iron geometry R0,8 / Géométrie fonte R 0,8								
SHLT090408N-PH1	0,07/0,22	positive geometry R0,8 / Géométrie positive R0,8								
SHGT090408-HP	0,10/0,20	non-ferrous geometry, polished R0,8 / Géo. pour mat. non fer., polie R0,8	●							
SHLT090408N	0,12/0,25	cast iron geometry R0,8 / Géométrie fonte R 0,8								

● = P ● = M ● = K ● = N ● = S ○ = H

SPARE PARTS
ACCESSOIRES

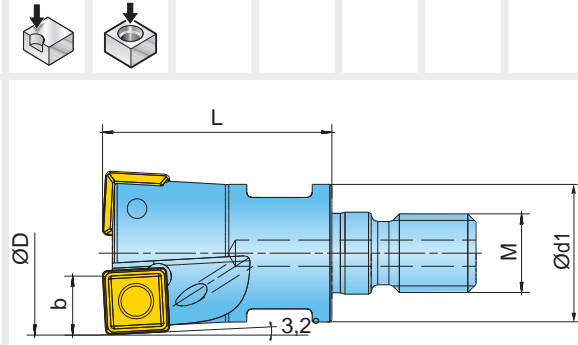


Diameter Range / Diamètres

16	SM22-052-00 (0,8Nm) DS-T07S
20	SM25-064-00 (1,1Nm) DS-T08S
25 - 42	SM35-088-60 (3,0Nm) DS-T10S

① = Insert screw / Vis de serrage plaquette ② = Screw driver / Tournevis

SCREW-IN TYPE ADAPTION
 ATTACHEMENT FILETÉ



Designation Réf. de l'article	D	d1	L	b	M	Z	IK	kg	Related Insert Plaquette préconisée
DHU016023X5R00	16	13	23	5	M8	2	✓	0,02	A B C
DHU020030X6R00	20	18	30	7	M10	2	✓	0,05	D E F
DHU025035X7R00	25	21	35	8	M12	2	✓	0,11	G H I
DHU032043X8R00	32	29	43	8	M16	3	✓	0,21	G H I
DHU042043X8R00	42	29	43	8	M16	4	✓	0,23	G H I

Backdraft 3,2° / Dépouillée de 3,2°

A SHLT060204N-PH 	B SHGT060204-HP 	C SHLT060204N
D SPLT07T308N-PH 	E SDGT07T308-HP 	F SPLT07T308N
G SHLT090408N-PH1 	H SHGT090408-HP 	I SHLT090408N

Designation Réf. de l'article	fz(min/max)	Design Execution	Grade Nuance	IN10K	IN2005	IN2010	IN2530			
SHLT060204N-PH	0,06/0,20	positive geometry R0,4 / Géométrie positive R0,4								
SHGT060204-HP	0,08/0,15	non-ferrous geometry, polished R0,4 / Géo. pour mat. non fer., polie R0,4	●							
SHLT060204N	0,08/0,25	cast iron geometry R0,4 / Géométrie fonte R0,4								
SPLT07T308N-PH	0,06/0,20	positive geometry R0,8 / Géométrie positive R0,8								
SDGT07T308-HP	0,08/0,15	non-ferrous geometry, polished R0,8 / Géo. pour mat. non fer., polie R0,8	●							
SPLT07T308N	0,10/0,25	cast iron geometry R0,8 / Géométrie fonte R0,8								
SHLT090408N-PH1	0,07/0,22	positive geometry R0,8 / Géométrie positive R0,8								
SHGT090408-HP	0,10/0,20	non-ferrous geometry, polished R0,8 / Géo. pour mat. non fer., polie R0,8	●							
SHLT090408N	0,12/0,25	cast iron geometry R0,8 / Géométrie fonte R0,8								

● = P ● = M ● = K ● = N ● = S ○ = H



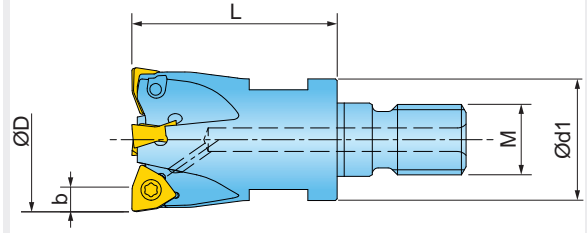
Diameter Range / Diamètres

16	SM22-052-00 (0,8Nm) DS-T07S
20	SM25-064-00 (1,1Nm) DS-T08S
25 - 42	SM35-088-60 (3,0Nm) DS-T10S

① = Insert screw / Vis de serrage plaquette ② = Screw driver / Tournevis

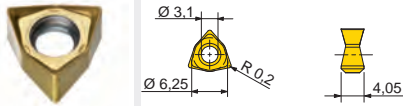
DIPOSOHEXA™ PLUNGING MILL FHU...X FRAISE À TREFLER FHU...X

SCREW-IN TYPE ADAPTION
ATTACHEMENT FILETÉ

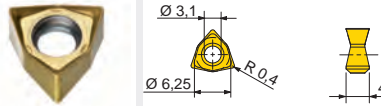


Designation Réf. de l'article	D	d1	L	b	M	Z	IK	kg
FHU020030X6R00	20	18	30	3,8	M10	3	✓	0,05
FHU025035X7R00	25	21	35	3,8	M12	4	✓	0,10
FHU030043X8R00	30	29	43	3,8	M16	5	✓	0,19
FHU032043X8R00	32	29	43	3,8	M16	6	✓	0,20
FHU035043X8R00	35	29	43	3,8	M16	6	✓	0,22
FHU040043X8R00	40	29	43	3,8	M16	7	✓	0,25
FHU042043X8R00	42	29	43	3,8	M16	7	✓	0,26

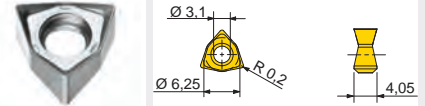
WNMU04T302N



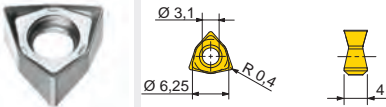
WNMU04T304N



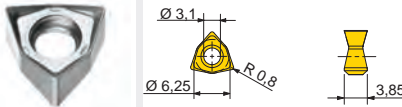
WNCU04T302FN-P



WNCU04T304FN-P



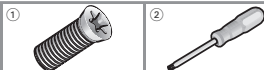
WNCU04T308FN-P



Designation Réf. de l'article	fz(min/max)	Design Execution	Grade Nuance	IN10K	IN2035	IN2504	IN2505	IN2530	IN4030
WNMU04T302N	0,07/0,18	positive geometry R0,2 / Géométrie positive R0,2							
WNMU04T304N	0,07/0,18	positive geometry R0,4 / Géométrie positive R0,4							
WNCU04T302FN-P	0,05/0,20	non-ferrous geometry R0,2 / Géo. pour mat. non fer. R0,2	●						
WNCU04T304FN-P	0,05/0,20	non-ferrous geometry R0,4 / Géo. pour mat. non fer. R0,4	●						
WNCU04T308FN-P	0,05/0,20	non-ferrous geometry R0,8 / Géo. pour mat. non fer. R0,8	●						

● = P ● = M ● = K ● = N ● = S ○ = H

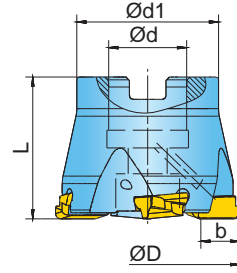
SPARE PARTS
ACCESSOIRES



SM25-064-00 (1,1Nm) DS-T08S

① = Insert screw / Vis de serrage plaquette ② = Screw driver / Tournevis

ADAPTION ACC. TO DIN 8030
ATTACHEMENT DIN 8030



Designation Réf. de l'article	D	d	d1	LK	L	b	Z		
SHU050040F1R51	50	22	40	-	40	10	4	✓	0,30
SHU052040F1R51	52	22	40	-	40	10	4	✓	0,30
SHU066050F2R51	66	27	48	-	50	10	5	✓	0,60
SHU080050F2R51	80	27	60	-	50	10	6	✓	1,00
SHU085050F2R51	85	27	60	-	50	10	6	✓	1,15
SHU100050F3R51	100	32	70	-	50	10	8	✓	1,50
SHU125063E5R50	125	40	90	-	63	10	9		2,40
SHU160063F8R50	160	40	120	66,7	63	10	12		4,60

DPM324L116	DPM324L050	DPM324L051
DPM324L050 - P		

Designation Réf. de l'article	fz(min/max)	Design Execution	Grade Nuance	IN05S	IN2005	IN2035	IN4030	IN4040			
DPM324L116	0,10/0,20	positive geometry R0,8 / Géométrie positive R0,8									
DPM324L050	0,12/0,25	positive geometry R1,6 / Géométrie positive R1,6									
DPM324L051	0,15/0,25	positive geometry, K-land R1,6 / Géo. positive, chan. d'arête R 1,6									
DPM324L050 - P	0,10/0,25	non-ferrous geometry, polished R1,6 / Géo. pour mat. non fer., polie R1,6									

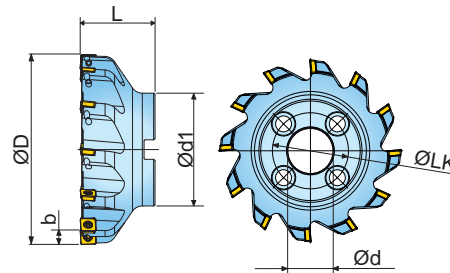
● = P ● = M ● = K ● = N ● = S ○ = H



SPARE PARTS ACCESSOIRES	①	②
	SM40-120-20 (4,5Nm) DS-T15S	

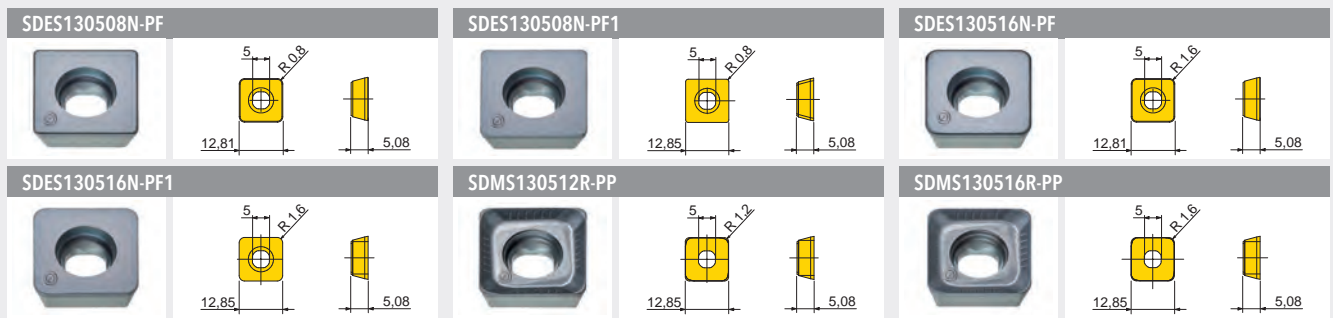
① = Insert screw / Vis de serrage plaquette ② = Screw driver / Tournevis

GOLDQUAD PLUNGE™ PLUNGING MILL QHU...F/E
FRAISE À TREFLER QHU...F/E

ADAPTION ACC. TO DIN 8030
 ATTACHEMENT DIN 8030




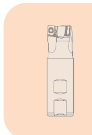
Designation Réf. de l'article	D	d	d1	LK	L	b	Z		
QHU050040F1R00	50	22	40	-	40	11,9	4	✓	0,40
QHU052040F1R00	52	22	40	-	40	11,9	4	✓	0,45
QHU066050F2R00	66	27	48	-	50	11,9	5	✓	0,70
QHU080050F2R00	80	27	60	-	50	11,9	6	✓	1,10
QHU085050F2R00	85	27	60	-	50	11,9	6	✓	1,25
QHU100050F3R00	100	32	70	-	50	11,9	8	✓	1,80
QHU125063E5R00	125	40	80	-	63	11,9	9		2,60
QHU160063F8R00	160	40	95	66,7	63	11,9	12		4,00



Designation Réf. de l'article	fz(min/max)	Design Execution	Grade Nuance	IN2505	IN4005	IN4015	IN4030	IN4035			
SDES130508N-PF	*/*	neutral geometry, K-land R0,8 / Géométrie neutre, renforcée R0,8		●	●	●	●	●			
SDES130508N-PF1	*/*	neutral titanium geometry R0,8 / Géométrie neutre titane R0,8					●	●			
SDES130516N-PF	*/*	neutral geometry, K-land R1,6 / Géométrie neutre, renforcée R1,6		●	●						
SDES130516N-PF1	*/*	neutral geometry, sharp R1,6 / Géométrie neutre, vive R1,6					●	●			
SDMS130512R-PP	*/*	positive geometry, sharp R1,2 / Géométrie positive, vive R1,2					●				
SDMS130516R-PP	*/*	positive geometry, sharp R1,6 / Géométrie positive, vive R1,6			●		●	●			

* fz-values see manual „Cutting Data for Milling & Boring Tools“ / * Valeurs fz voir le manuel "Données de coupe de fraisage et perçage" (Chapitre G_Quad)

● = P ● = M ● = K ● = N ● = S ○ = H

















SPARE PARTS
ACCESSOIRES



SM40-100-R0 (4,5Nm) DS-A00T






① = Insert screw / Vis de serrage plaquette ② = Screw driver / Tournevis

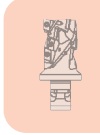
HIGH SPEED CUTTER / FRAISES À HAUTE VITESSE

	D	a	Description	Code / Série	Page
	8 - 25	0,4 - 1,2	CHIP SURFER™ High feed cutter Z=4 / Z=6 Fraise grande-avancé Z=4 / Z=6	High feed cutter Fraise grande-avancé	216
	10 - 20	0,6 - 1,5	CHIP SURFER™ High feed cutter Z=2 Fraise grande-avancé Z=2	High feed cutter Fraise grande-avancé	217
	10 - 25	5,7	HIPOPOS™ End Mill 12J1D..T Fraise en bout 12J1D..T	12J1D..T	218
	9,5 - 25	5,7	HIPOPOS™ End Mill 12J1D..W Fraise en bout 12J1D..W	12J1D..W	219
	10 - 35	5,7	HIPOPOS™ End Mill 12J1D..X Fraise en bout 12J1D..X	12J1D..X	220
	10 - 20	5,7	HIPOPOS™ End Mill 12J1D.. Fraise en bout 12J1D..	12J1D..	221
	32 - 40	5,7	HIPOPOS™ Shoulder-type Face Mill 2J1D Fraise à surfacer-dresser 2J1D	2J1D	222
	10,6 - 32,4	1	HFDOMINI™ High Feed Cutter 1DP1E Fraise grande avance 1DP1E	1DP1E	223
	30,4 - 56,4	1	HFDOMINI™ High Feed Cutter DP5E Fraise grande avance DP5E	DP5E	224
	16 - 42	1	HIIFEEED MINI™ High Feed Cutter 1TG1F..X Fraise grande avance 1TG1F..X	1TG1F..X	225
	16 - 40	1	HIIFEEED MINI™ High Feed Cutter 1TG1F..T/U Fraise grande avance 1TG1F..T/U	1TG1F..T/U	226
	32 - 85	1	HIIFEEED MINI™ High Feed Cutter TG1F Fraise grande avance TG1F	TG1F	227
	21,5 - 28,5	1,5	DIFEEED DEKA™ Face Mill 1DP1G Fraise à surfacer grande avance 1DP1G	1DP1G	228
	36,5 - 66,4	1,5	DIFEEED DEKA™ Face Mill DP5G Fraise à surfacer grande avance DP5G	DP5G	229

Subject to printing error or technical changes. / Sous réserve d'erreurs d'impression ou de modifications techniques.

HIGH SPEED CUTTER / FRAISES À HAUTE VITESSE

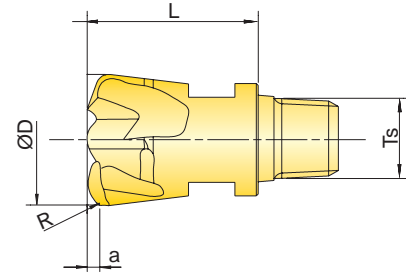
	D	a	Description	Code / Série	Page
	12,9 - 29,8	1,5	GOLD•QUAD^{FF} High Feed Cutter 15G1F...X Fraise grande avance 15G1F...X	15G1F...X	230
	37,8 - 72,8	1,5	GOLD•QUAD^{FF} High Feed Cutter 5G_F Fraise grande avance 5G_F	5G_F	231
	11 - 21	2	GOLD•QUAD^{FF} High Feed Cutter 15M1P...X Fraise grande avance 15M1P...X	15M1P...X	232
	29 - 79	2	GOLD•QUAD^{FF} High Feed Cutter 5M_P Fraise grande avance 5M_P	5M_P	234
	48,6 - 128,6	3	GOLD•QUAD^{FF} High Feed Cutter 5G_M Fraise grande avance 5G_M	5G_M	236



Subject to printing error or technical changes. / Sous réserve d'erreurs d'impression ou de modifications techniques.

CHIP SURFER™ HIGH FEED CUTTER Z=4 / Z=6 FRAISE GRANDE-AVANCE Z=4 / Z=6

FOR EXCHANGEABLE HEAD SYSTEM
POUR SYSTEME DE TETES INTERCHANGEABLES



Grade / Nuance	P	M	K	N _(K)	S _(M)	H _(PK)	D	e8			
IN2006	+	+	+		+	+					

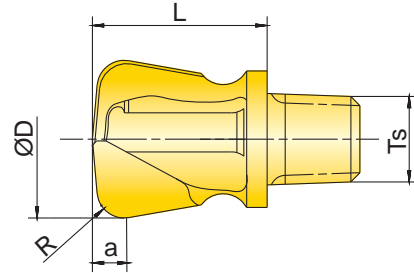
+ Preferred choice / Premier choix ○ Second choice / Second choix

Designation Réf. de l'article	D	L	a	R	Ts	Z			
47A08001TQRA16	8	10	0,4	1,6	T5	4		0,006	WS-0043
47A10001T6RA20	10	13	0,5	2	T6	4		0,012	WS-0029
48A10001T6RA101	10	10	0,5	1	T6	6	✓	0,012	WS-0029
47A12001T8RA24	12	16,5	0,6	2,4	T8	4		0,023	WS-0030
48A12001T8RA121	12	12,5	0,65	1,2	T8	6	✓	0,023	WS-0030
47A16001TRRA32	16	20,5	0,8	3,2	T10	4		0,051	WS-0044
48A16001TRRA201	16	16	1,08	2	T10	6	✓	0,051	WS-0044
47A20001TSRA40	20	25,5	1,0	4	T12	4		0,095	WS-0059
48A20001TSRA221	20	20	1,28	2,2	T12	6	✓	0,095	WS-0059
48A25001TURA36	25	37	1,2	3,6	T15	6		0,155	WS-0061

R (programming radius) / R (programmation rayon)

① = Wrench / Clé de serrage

FOR EXCHANGEABLE HEAD SYSTEM
 POUR SYSTEME DE TETES INTERCHANGEABLES



Grade / Nuance	P	M	K	N _(K)	S _(M)	H _(PK)
IN2005	+	+	+		+	+

D h9



+ Preferred choice / Premier choix ○ Second choice / Second choix

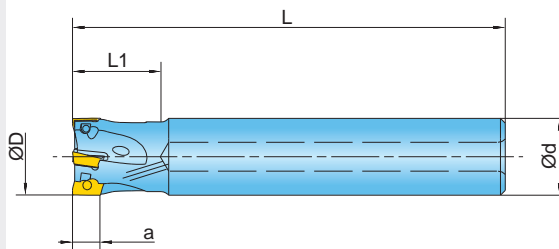
Designation Réf. de l'article	D	L	a	R	Ts	Z	kg	①
45A10001T6RA20	10	12,5	0,6	2	T6	2	0,009	WS-0029
45A12001T8RA25	12	11,1	1	2,5	T8	2	0,015	WS-0030
45A16001TRRA301	16	13,5	1,1	3	T10	2	0,030	WS-0044
45A20001TSRA30	20	17,5	1,5	3	T12	2	0,055	WS-0059

R (programming radius) / R (programmation rayon)

① = Wrench / Clé de serrage

HIPOPOS™ END MILL 12J1D...T
FRAISE EN BOUT 12J1D...T

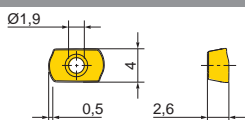
ADAPTION ACC. TO DIN 1835 A
 ATTACHEMENT DIN 1835 A



Designation Réf. de l'article	D	d	L	L1	a	Z			
12J1D010016T1R00	10	10	55	16	5,7	2	10,0	✓	0,03
12J1D012017T2R00	12	12	60	17	5,7	3	6,5	✓	0,04
12J1D016019T3R00	16	16	90	19	5,7	4	4,0	✓	0,11
12J1D020017T4R00	20	20	105	19	5,7	5	2,5	✓	0,21
12J1D025065T4R00	25	20	115	65	5,7	7	2,0	✓	0,24

Programming radius 1mm / Programmation - rayon 1mm

UOMT0602TR



Designation Réf. de l'article	fz(min/max)	Design Execution	Grade Nuance	IN2035	IN2504	IN2505	IN2530				
UOMT0602TR	0,30/0,80	high feed geometry / Géométrie haute avance									

¹⁾ Cutter body has to be modified / Modifier le corps de fraise

● = P ● = M ● = K ● = N ● = S ○ = H

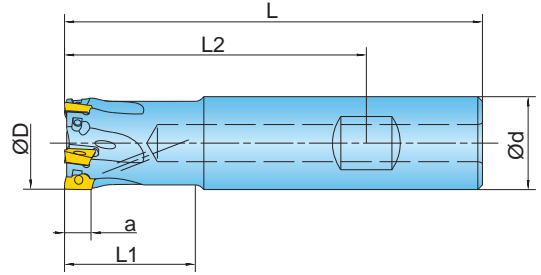
SPARE PARTS
 ACCESSOIRES



SM18-041-00 (0,5Nm) DS-TP06S (TX-Plus)

① = Insert screw / Vis de serrage plaquette ② = Screw driver / Tournevis

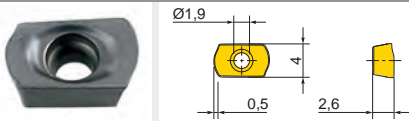
ADAPTION ACC. TO DIN 1835 B (WELDON)
 ATTACHEMENT DIN 1835 B (WELDON)



Designation Réf. de l'article	D	d	L	L1	L2	a	Z		
12J1D010018W3R01	9,5	16	80	18	56	5,7	2	10,5	✓ 0,09
12J1D010018W3R00	10	16	80	18	56	5,7	2	10,0	✓ 0,09
12J1D012020W3R01	11,5	16	80	20	56	5,7	3	7,0	✓ 0,09
12J1D012020W3R00	12	16	80	20	56	5,7	3	6,5	✓ 0,09
12J1D014022W3R01	13,5	16	80	22	56	5,7	3	5,5	✓ 0,09
12J1D014022W3R00	14	16	80	22	56	5,7	3	5,2	✓ 0,09
12J1D016026W3R00	16	16	85	26	61	5,7	4	4,0	✓ 0,10
12J1D020030W4R00	20	20	90	30	65	5,7	5	2,5	✓ 0,17
12J1D025040W5R00	25	25	100	40	68	5,7	7	2,0	✓ 0,31

Programming radius 1mm / Programmation - rayon 1mm

UOMT0602TR



Designation Réf. de l'article	fz(min/max)	Design Execution	Grade Nuance	IN2035	IN2504	IN2505	IN2530			
UOMT0602TR	0,30/0,80	high feed geometry / Géométrie haute avance								

¹⁾Cutter body has to be modified / Modifier le corps de fraise

● = P ● = M ● = K ● = N ● = S ○ = H

**SPARE PARTS
ACCESSOIRES**

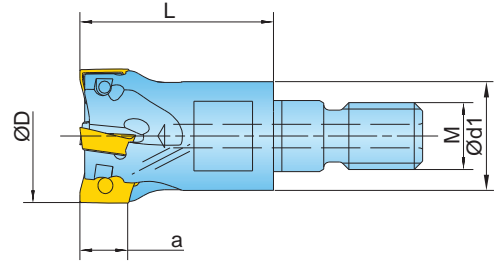


SM18-041-00 (0,5Nm) DS-TP06S (TX-Plus)

① = Insert screw / Vis de serrage plaquette ② = Screw driver / Tournevis

HIPOPOS™ END MILL 12J1D...X
FRAISE EN BOUT 12J1D...X

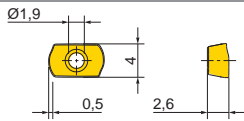
SCREW-IN TYPE ADAPTION
 ATTACHEMENT FILETÉ



Designation Réf. de l'article	D	d1	L	a	M	Z			
12J1D010017X4R00	10	9,8	17	5,7	M6	2	10	✓	0,01
12J1D012023X4R00	12	11,8	23	5,7	M6	3	6,5	✓	0,02
12J1D015023X5R00	15	13	23	5,7	M8	4	4,4	✓	0,02
12J1D016023X5R00	16	13	23	5,7	M8	4	4,0	✓	0,03
12J1D020030X6R00	20	18	30	5,7	M10	5	2,5	✓	0,06
12J1D025035X7R00	25	21	35	5,7	M12	7	2,0	✓	0,10
12J1D030043X8R00	30	29	43	5,7	M16	8	1,7	✓	0,21
12J1D032043X8R00	32	29	43	5,7	M16	8	1,6	✓	0,22
12J1D035043X8R00	35	29	43	5,7	M16	9	1,4	✓	0,24

Programming radius 1mm / Programmation - rayon 1mm

UOMT0602TR



Designation Réf. de l'article	fz(min/max)	Design Execution	Grade Nuance	IN2035	IN2504	IN2505	IN2530			
UOMT0602TR	0,30/0,80	high feed geometry / Géométrie haute avance								

¹⁾ Cutter body has to be modified / Modifier le corps de fraise

● = P ● = M ● = K ● = N ● = S ○ = H

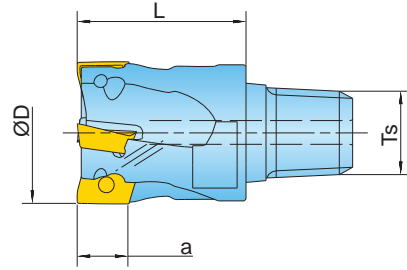
SPARE PARTS
 ACCESSOIRES



SM18-041-00 (0,5Nm) DS-TP06S (TX-Plus)

① = Insert screw / Vis de serrage plaquette ② = Screw driver / Tournevis

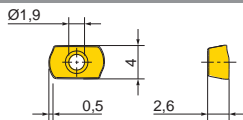
FOR EXCHANGEABLE HEAD SYSTEM
 POUR SYSTEME DE TETES INTERCHANGEABLES



Designation Réf. de l'article	D	L	a	Ts	Z			
12J1D010016T6R00	10	16	5,7	T6	2	10,0	✓	0,01
12J1D012017T8R00	12	17	5,7	T8	3	6,5	✓	0,01
12J1D016019TRR00	16	19	5,7	T10	4	4,0	✓	0,03
12J1D020022TSR00	20	22	5,7	T12	5	2,5	✓	0,05

Programming radius 1mm / Programmation - rayon 1mm

UOMT0602TR



Designation Réf. de l'article	fz(min/max)	Design Execution	Grade Nuance	IN2035	IN2504	IN2505	IN2530				
UOMT0602TR	0,30/0,80	high feed geometry / Géométrie haute avance									

¹⁾ Cutter body has to be modified / Modifier le corps de fraise

● = P ● = M ● = K ● = N ● = S ○ = H

**SPARE PARTS
ACCESSOIRES**



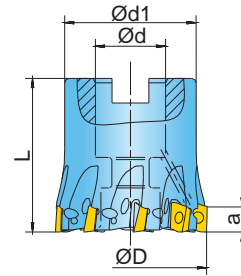
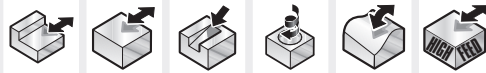
Diameter Range / Diamètres

10	SM18-041-00 (0,5Nm)	DS-TP06S (TX-Plus)	WS-0029 (10,0Nm)
12	SM18-041-00 (0,5Nm)	DS-TP06S (TX-Plus)	WS-0030 (15,0Nm)
16	SM18-041-00 (0,5Nm)	DS-TP06S (TX-Plus)	WS-0044 (28,0Nm)
20	SM18-041-00 (0,5Nm)	DS-TP06S (TX-Plus)	WS-0059 (28,0Nm)

① = Insert screw / Vis de serrage plaquette ② = Screw driver / Tournevis ③ = Wrench / Clé de serrage

HIPOPOS™ SHOULDER-TYPE FACE MILL 2J1D
FRAISE À SURFACER-DRESSER 2J1D

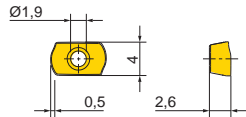
ADAPTION ACC. TO DIN 8030
 ATTACHEMENT DIN 8030



Designation Réf. de l'article	D	d	d1	L	a	Z			
2J1D032R00	32	16	30	32	5,7	8	1,6	✓	0,11
2J1D035R00	35	16	30	35	5,7	9	1,4	✓	0,14
2J1D040R00	40	22	38	40	5,7	10	1,2	✓	0,22

Programming radius 1mm / Programmation - rayon 1mm

UOMT0602TR



Designation Réf. de l'article	fz(min/max)	Design Execution	Grade Nuance	IN2035	IN2504	IN2505	IN2530			
UOMT0602TR	0,30/0,80	high feed geometry / Géométrie haute avance								

¹⁾ Cutter body has to be modified / Modifier le corps de fraise

● = P ● = M ● = K ● = N ● = S ○ = H

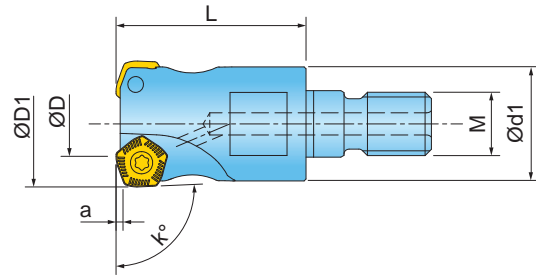
SPARE PARTS
 ACCESSOIRES



SM18-041-00 (0,5Nm) DS-TP06S (TX-Plus)

① = Insert screw / Vis de serrage plaquette ② = Screw driver / Tournevis

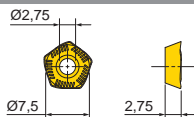
SCREW-IN TYPE ADAPTION
 ATTACHEMENT FILETÉ



Designation Réf. de l'article	D	D1	d1	L	κ	a	M	Z			
1DP1E020030X6R00	10,6	20	18	30	92	1	M10	2	9,6	✓	0,05
1DP1E025035X7R00	15,4	25	21	35	92	1	M12	3	5,2	✓	0,09
1DP1E032043X8R00	22,4	32	29	43	92	1	M16	5	3,4	✓	0,20
1DP1E035043X8R00	25,4	35	29	43	92	1	M16	5	3,0	✓	0,21
1DP1E040043X8R00	30,4	40	29	43	92	1	M16	5	2,5	✓	0,22
1DP1E042043X8R00	32,4	42	29	43	92	1	M16	5	2,3	✓	0,24

Programming radius 2,5mm / Programmation - rayon 2,5mm

PEMT0502ZCTR-HR



Designation Réf. de l'article	fz(min/max)	Design Execution	Grade Nuance	IN2035	IN2504	IN2505	IN2530			
PEMT0502ZCTR-HR	0,50/1,50	positive geometry / Géométrie positive								

● = P ● = M ● = K ● = N ● = S ○ = H

SPARE PARTS
 ACCESSOIRES

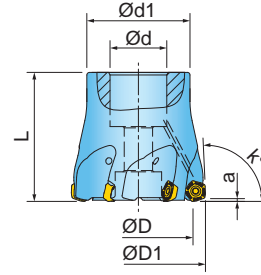


SM25-064-00 (1,1Nm) DS-T08S

① = Insert screw / Vis de serrage plaquette ② = Screw driver / Tournevis

HFDOMINI™ HIGH FEED CUTTER DP5E FRAISE GRANDE AVANCE DP5E

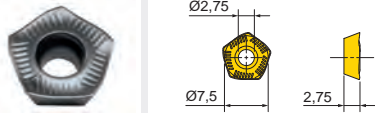
ADAPTION ACC. TO DIN 8030
ATTACHEMENT DIN 8030



Designation Réf. de l'article	D	D1	d	d1	L	κ	a	Z			
DP5E040R00	30,4	40	16	30	40	92	1	5	2,5	✓	0,16
DP5E050R00	40,4	50	22	40	50	92	1	6	1,8	✓	0,37
DP5E052R00	42,4	52	22	40	50	92	1	6	1,7	✓	0,38
DP5E063R00	53,4	63	27	48	50	92	1	7	1,4	✓	0,58
DP5E066R00	56,4	66	27	48	50	92	1	7	1,4	✓	0,61

Programming radius 2,5mm / Programmation - rayon 2,5mm

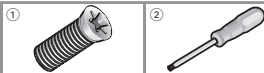
PEMT0502ZCTR-HR



Designation Réf. de l'article	fz(min/max)	Design Execution	Grade Nuance	IN2035	IN2504	IN2505	IN2530			
PEMT0502ZCTR-HR	0,50/1,50	positive geometry / Géométrie positive								

● = P ● = M ● = K ● = N ● = S ○ = H

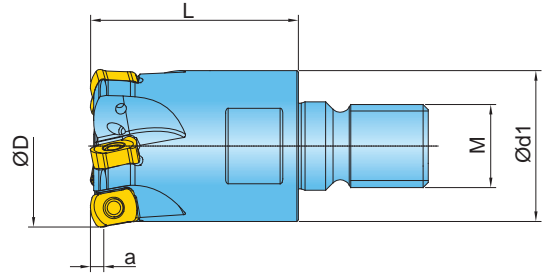
SPARE PARTS ACCESSOIRES



SM25-064-00 (1,1Nm) DS-T08S

① = Insert screw / Vis de serrage plaquette ② = Screw driver / Tournevis

SCREW-IN TYPE ADAPTION
 ATTACHEMENT FILETÉ



Designation Réf. de l'article	D	d1	L	a	M	Z			
1TG1F016025X5R00	16	13	25	1	M8	2	2	✓	0,03
1TG1F020030X6R00	20	18	30	1	M10	3	1,8	✓	0,05
1TG1F025035X7R00	25	21	35	1	M12	4	1,3	✓	0,09
1TG1F030043X8R00	30	29	43	1	M16	5	1	✓	0,21
1TG1F032040X8R00	32	29	40	1	M16	5	1	✓	0,21
1TG1F032040X8R01	32	29	40	1	M16	6	1	✓	0,21
1TG1F035043X8R00	35	29	43	1	M16	5	0,8	✓	0,24
1TG1F035043X8R01	35	29	43	1	M16	4	0,8	✓	0,24
1TG1F042043X8R00	42	29	43	1	M16	6	0,7	✓	0,28
1TG1F042043X8R01	42	29	43	1	M16	5	0,7	✓	0,28

Programming radius 2mm / Programmation - rayon 2mm

UNLU0603MOTR		UNLU0603MOTR-MM		UNLU0603MOTR-ML									
						Grade Nuance	IN2035	IN2504	IN2505	IN2530	IN7035		
UNLU0603MOTR	0,50/1,20	semi positive geometry / Géométrie positive											
UNLU0603MOTR-MM	0,50/1,00	positive geometry / Géométrie positive											
UNLU0603MOTR-ML	0,40/0,80	Inconel - Titan geometry / Géométrie Inconel - Titane											

● = P ● = M ● = K ● = N ● = S ○ = H

SPARE PARTS
 ACCESSOIRES

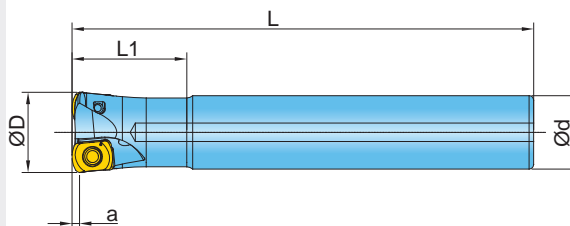


SM25-064-00 (1,1Nm) DS-T08S

① = Insert screw / Vis de serrage plaquette ② = Screw driver / Tournevis

HI-FEED MINI™ HIGH FEED CUTTER 1TG1F...T/U
FRAISE GRANDE AVANCE 1TG1F...T/U

ADAPTION ACC. TO DIN 1835 A
 ATTACHEMENT DIN 1835 A



Designation Réf. de l'article	D	d	L	L1	a	Z			
1TG1F016030T3R00	16	16	100	30	1	2	2	✓	0,14
1TG1F020050T4R00	20	20	130	50	1	3	1,8	✓	0,26
1TG1F025060T5R00	25	25	140	60	1	4	1,3	✓	0,44
1TG1F030070U7R00	30	32	150	70	1	5	1	✓	0,76
1TG1F032070U7R01	32	32	150	70	1	6	1	✓	0,81
1TG1F032070U7R00	32	32	150	70	1	5	1	✓	0,81
1TG1F040090U7R00	40	32	150	40	1	6	0,8	✓	0,96

Programming radius 2mm / Programmation - rayon 2mm

UNLU0603MOTR		UNLU0603MOTR-MM		UNLU0603MOTR-ML							
Designation Réf. de l'article	fz(min/max)	Design Execution	Grade Nuance	IN2035	IN2504	IN2505	IN2530	IN7035			
UNLU0603MOTR	0,50/1,20	semi positive geometry / Géométrie positive									
UNLU0603MOTR-MM	0,50/1,00	positive geometry / Géométrie positive									
UNLU0603MOTR-ML	0,40/0,80	Inconel - Titan geometry / Géométrie Inconel - Titane									

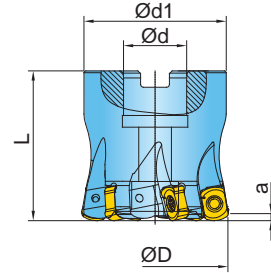
● = P ● = M ● = K ● = N ● = S ○ = H



SM25-064-00 (1,1Nm) DS-T08S

① = Insert screw / Vis de serrage plaquette ② = Screw driver / Tournevis

ADAPTION ACC. TO DIN 8030
 ATTACHEMENT DIN 8030



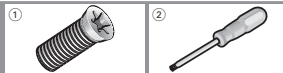
Designation Réf. de l'article	D	d	d1	L	a	Z			
TG1F032R00	32	16	30	40	1	5	1	✓	0,12
TG1F032R01	32	16	30	40	1	6	1	✓	0,11
TG1F040R00	40	22	38	40	1	6	0,8	✓	0,19
TG1F042R00	42	22	38	40	1	6	0,7	✓	0,25
TG1F050R00	50	22	45	50	1	7	0,6	✓	0,39
TG1F052R00	52	22	40	50	1	7	0,6	✓	0,37
TG1F063R00	63	22	48	50	1	8	0,5	✓	0,67
TG1F066R00	66	27	48	50	1	8	0,5	✓	0,69
TG1F080R00	80	27	60	50	1	9	0,4	✓	1,35
TG1F085R00	85	27	70	50	1	9	0,4	✓	1,40

Programming radius 2mm / Programmation - rayon 2mm

UNLU0603MOTR		UNLU0603MOTR-MM		UNLU0603MOTR-ML									
						Grade Nuance	IN2035	IN2504	IN2505	IN2530	IN7035		
Designation Réf. de l'article	fz(min/max)	Design Execution											
UNLU0603MOTR	0,50/1,20	semi positive geometry / Géométrie positive											
UNLU0603MOTR-MM	0,50/1,00	positive geometry / Géométrie positive											
UNLU0603MOTR-ML	0,40/0,80	Inconel - Titan geometry / Géométrie Inconel - Titane											

● = P ● = M ● = K ● = N ● = S ○ = H

SPARE PARTS
 ACCESSOIRES



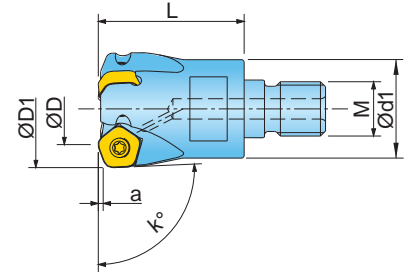
SM25-064-00 (1,1Nm) DS-T08S

① = Insert screw / Vis de serrage plaquette ② = Screw driver / Tournevis

DIFEEDO DEKA™ FACE MILL 1DP1G

FRAISE À SURFACER GRANDE AVANCE 1DP1G

SCREW-IN TYPE ADAPTION
ATTACHEMENT FILETÉ



Designation Réf. de l'article	D	D1	d1	L	κ	a	M	Z			
1DP1G035043X8R00	21,5	35	29	43	92	1,5	M16	3	0,1	✓	0,21
1DP1G042043X8R00	28,5	42	29	43	92	1,5	M16	4	0,2	✓	0,24

Programming radius 4,5mm / Programmation - rayon 4,5mm

PNCQ0804ZNTN			PNCT0804ZNN-HR												
						Grade Nuance	IN2505	IN4005	IN4030						
Designation Réf. de l'article	fz(min/max)	Design Execution													
PNCQ0804ZNTN	0,50/2,50	neutral geometry, K-land / Géométrie neutre													
PNCT0804ZNN-HR	0,22/1,50	positive geometry / Géométrie positive													

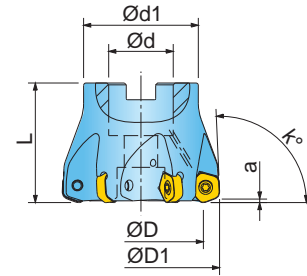
● = P ● = M ● = K ● = N ● = S ○ = H

SPARE PARTS ACCESSOIRES		
	①	②

SM40-093-20 (4,5Nm) DS-T15S

① = Insert screw / Vis de serrage plaquette ② = Screw driver / Tournevis

ADAPTION ACC. TO DIN 8030
 ATTACHEMENT DIN 8030



Designation Réf. de l'article	D	D1	d	d1	L	κ	a	Z			
DP5G050R00	36,5	50	22	40	50	92	1,5	5	0,2	✓	0,37
DP5G052R00	38,5	52	22	40	50	92	1,5	5	0,6	✓	0,40
DP5G063R00	49,4	63	27	48	50	92	1,5	6	0,7	✓	0,58
DP5G066R00	52,4	66	27	48	50	92	1,5	6	0,7	✓	0,65
DP5G080R00	66,4	80	27	60	50	92	1,5	7	0,7	✓	1,10

Programming radius 4,5mm / Programmation - rayon 4,5mm

PNCQ0804ZNTN			PNCT0804ZNN-HR										
Designation Réf. de l'article	fz(min/max)	Design Execution	Grade Nuance	IN2505	IN4005	IN4030							
PNCQ0804ZNTN	0,50/2,50	neutral geometry, K-land / Géométrie neutre											
PNCT0804ZNN-HR	0,22/1,50	positive geometry / Géométrie positive											

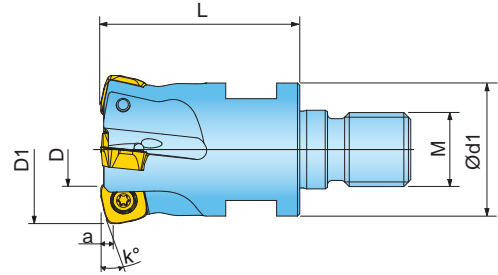
● = P ● = M ● = K ● = N ● = S ○ = H

SPARE PARTS ACCESSOIRES		
	SM40-093-20 (4,5Nm) DS-T15S	

① = Insert screw / Vis de serrage plaquette ② = Screw driver / Tournevis

GOLDQUAD[™] HIGH FEED CUTTER 15G1F...X FRAISE GRANDE AVANCE 15G1F...X

SCREW-IN TYPE ADAPTION
ATTACHEMENT FILETÉ



Designation Réf. de l'article	D	D1	d1	L	κ	a	M	Z			
15G1F025035X7R00	12,9	25	21	35	12	1,5	M12	3	5,5	✓	0,09
15G1F030043X8R00	17,9	30	29	43	12	1,5	M16	3	3,5	✓	0,15
15G1F032043X8R00	19,9	32	29	43	12	1,5	M16	4	3,3	✓	0,20
15G1F035043X8R00	22,9	35	29	43	12	1,5	M16	4	2,6	✓	0,22
15G1F040043X8R00	27,8	40	29	43	12	1,5	M16	5	2,2	✓	0,24
15G1F042043X8R00	29,8	42	29	43	12	1,5	M16	5	2,0	✓	0,26

Programming radius 2,5 mm / Programmation - rayon 2,5 mm

SDXS0904MPR-MR	SDXS0904MPR-MRH	SDXS0904MPR-MR1
SDXS0904MPR-MM		

Designation Réf. de l'article	fz(min/max)	Design Execution	Grade Nuance	IN2504	IN2505	IN2530	IN4005	IN4030	IN4035	IN7035
SDXS0904MPR-MR	0,50/1,50	neutral geometry convex, chamfered / Géométrie neutre convexe, renforcée								
SDXS0904MPR-MRH	0,50/1,50	neutral geometry convex, chamfered / Géométrie neutre convexe, renforcée								
SDXS0904MPR-MR1	0,50/1,50	neutral geometry convex, sharp / Géométrie neutre convexe, vive								
SDXS0904MPR-MM	0,50/1,50	positive geometry convex, chamfered / Géométrie positives convexe, renforcée								

● = P ● = M ● = K ● = N ● = S ○ = H

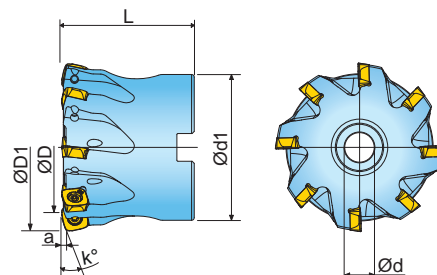
SPARE PARTS
ACCESSOIRES



SM30-075-R0 (2,0Nm) DS-T09S

① = Insert screw / Vis de serrage plaquette ② = Screw driver / Tournevis

ADAPTION ACC. TO DIN 8030
 ATTACHEMENT DIN 8030



Designation Réf. de l'article	D	D1	d	d1	L	κ	a	Z			
5G6F050R00	37,8	50	22	45	50	12	1,5	6	1,5	✓	0,43
5G5F050R00 ¹⁾	37,8	50	22	45	50	12	1,5	7	1,5	✓	0,43
5G6F052R00	39,8	52	22	40	50	12	1,5	6	1,3	✓	0,46
5G5F052R00 ¹⁾	39,8	52	22	40	50	12	1,5	7	1,3	✓	0,46
5G6F063R00	50,8	63	22	55	50	12	1,5	7	1,1	✓	0,75
5G5F063R00 ¹⁾	50,8	63	22	55	50	12	1,5	8	1,1	✓	0,75
5G6F066R00	53,8	66	27	50	50	12	1,5	7	1,0	✓	0,80
5G5F066R00 ¹⁾	53,8	66	27	50	50	12	1,5	8	1,0	✓	0,80
5G6F080R00	67,8	80	27	70	50	12	1,5	7	0,6	✓	1,20
5G5F080R00 ¹⁾	67,8	80	27	70	50	12	1,5	9	0,6	✓	1,20
5G6F085R00	72,8	85	27	70	50	12	1,5	8	0,4	✓	1,27
5G5F085R00 ¹⁾	72,8	85	27	70	50	12	1,5	10	0,4	✓	1,27

Programming radius 2,5 mm / Programmation - rayon 2,5 mm

¹⁾Narrow spacing / Pas réduit

SDXS0904MPR-MR	SDXS0904MPR-MRH	SDXS0904MPR-MR1
SDXS0904MPR-MM		

Designation Réf. de l'article	fz(min/max)	Design Execution	Grade Nuance	IN2504	IN2505	IN2530	IN4005	IN4030	IN4035	IN7035
SDXS0904MPR-MR	0,50/1,50	neutral geometry convex, chamfered / Géométrie neutre convexe, renforcée								
SDXS0904MPR-MRH	0,50/1,50	neutral geometry convex, chamfered / Géométrie neutre convexe, renforcée								
SDXS0904MPR-MR1	0,50/1,50	neutral geometry convex, sharp / Géométrie neutre convexe, vive								
SDXS0904MPR-MM	0,50/1,50	positive geometry convex, chamfered / Géométrie positives convexe, renforcée								

● = P ● = M ● = K ● = N ● = S ○ = H

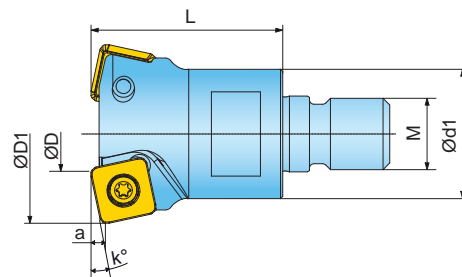


SM30-075-R0 (2,0Nm) DS-T09S

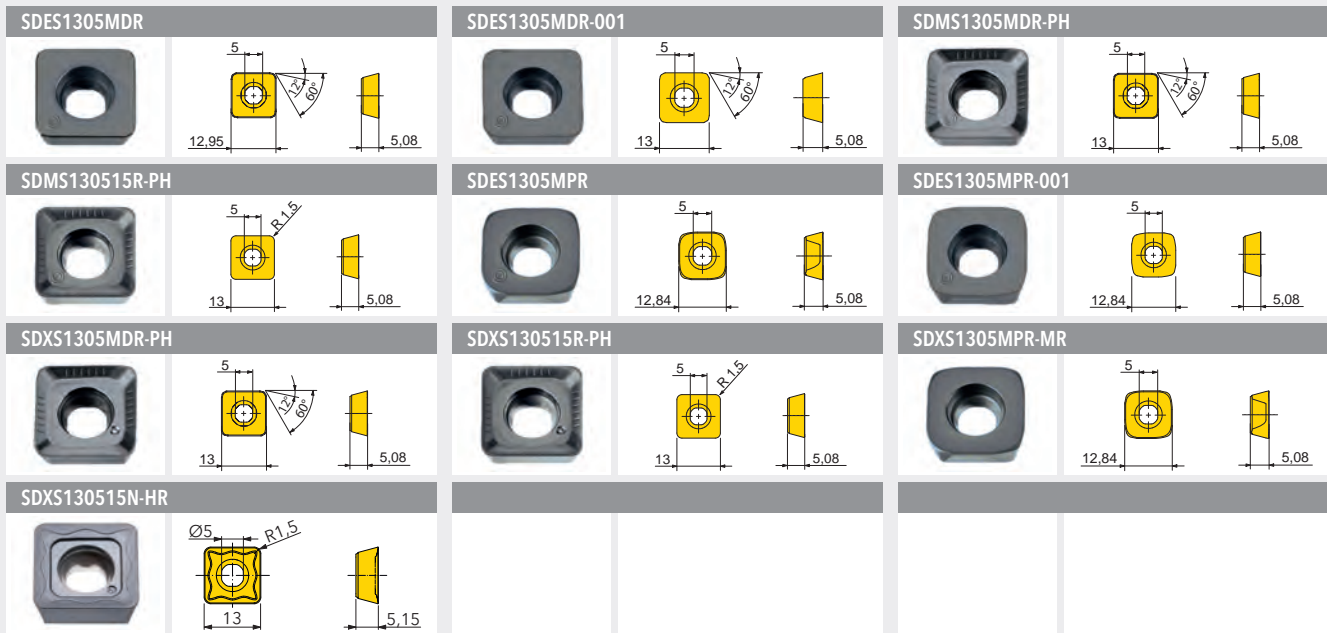
① = Insert screw / Vis de serrage plaquette ② = Screw driver / Tournevis

GOLDQUAD[®]F HIGH FEED CUTTER 15M1P...X
 FRAISE GRANDE AVANCE 15M1P...X

SCREW-IN TYPE ADAPTION
 ATTACHEMENT FILETÉ



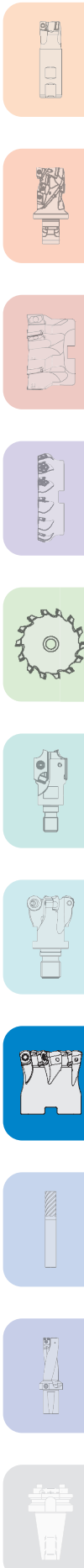
Designation Réf. de l'article	D	D1	d1	L	κ	a	M	Z			
15M1P032043X8R00	11	32	29	43	12	2	M16	2	10	✓	0,17
15M1P035043X8R00	14	35	29	43	12	2	M16	2	8	✓	0,17
15M1P040043X8R00	19	40	29	43	12	2	M16	3	5	✓	0,19
15M1P042043X8R00	21	42	29	43	12	2	M16	3	5	✓	0,20
15M1P032043X8R01	11	32	29	43	12	2	M16	2	10	✓	0,17
15M1P035043X8R01	14	35	29	43	12	2	M16	2	8	✓	0,17
15M1P042043X8R01	21	42	29	43	12	2	M16	3	5	✓	0,20



Designation Réf. de l'article	fz(min/max)	Design Execution	Grade Nuance	IN2035	IN2505	IN4005	IN4030	IN4035			
SDES1305MDR	*/*	neutral geometry, chamfered / Géométrie neutre, renforcée		●							
SDES1305MDR-001	*/*	neutral geometry, sharp / Géométrie neutre, vive		●							
SDMS1305MDR-PH	*/*	positive geometry, chamfered / Géométrie positive, renforcée		●	●	●	●	●			
SDMS130515R-PH	*/*	positive geometry, chamfered R1,5 / Géométrie positive, renforcée R1,5		●	●		●	●			
SDES1305MPR	*/*	neutral geometry convex, chamfered / Géométrie neutre convexe, renforcée		●	●	●	●	●			
SDES1305MPR-001	*/*	neutral geometry convex, sharp / Géométrie neutre convexe, vive		●	●	●	●	●			
SDXS1305MDR-PH	*/*	positive geometry, chamfered / Géométrie positive, renforcée					●	●			
SDXS130515R-PH	*/*	positive geometry, chamfered R1,5 / Géométrie positive, renforcée R1,5					●	●			
SDXS1305MPR-MR	*/*	neutral geometry convex, chamfered / Géométrie neutre convexe, renforcée				●	●				
SDXS130515N-HR	*/*	positive titanium geometry R1,5, K-land / -	●								

* fz-values see manual „Cutting Data for Milling & Boring Tools“ / * Valeurs fz voir le manuel "Données de coupe de fraisage et perçage" (Chapitre G_Quad)

● = P ● = M ● = K ● = N ● = S ○ = H



**SPARE PARTS
ACCESSOIRES**

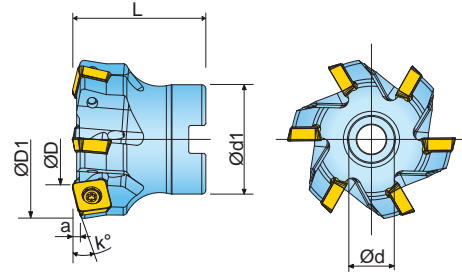
① ②

SM40-100-R0 (4,5Nm) DS-T15S

① = Insert screw / Vis de serrage plaquette ② = Screw driver / Tournevis

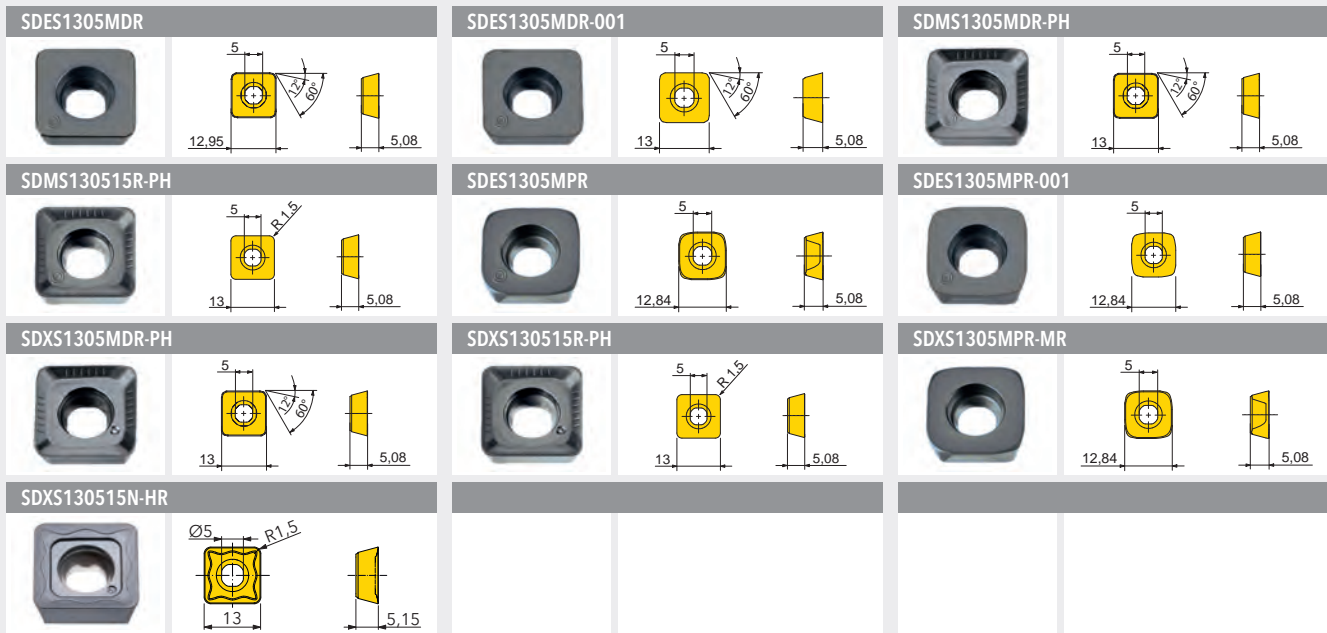
GOLDQUAD^F HIGH FEED CUTTER 5M_P
FRAISE GRANDE AVANCÉ 5M_P

ADAPTION ACC. TO DIN 8030
ATTACHEMENT DIN 8030



Designation Réf. de l'article	D	D1	d	d1	L	κ	a	Z			
5M6P050R00	29	50	22	45	50	12	2	4	3,5	✓	0,34
5M5P050R00 ¹⁾	29	50	22	45	50	12	2	5	3,5	✓	0,33
5M6P052R00	31	52	22	40	50	12	2	4	3	✓	0,29
5M5P052R00 ¹⁾	31	52	22	40	50	12	2	5	3	✓	0,28
5M6P063R00	42	63	22	55	50	12	2	5	2,5	✓	0,57
5M5P063R00 ¹⁾	42	63	22	55	50	12	2	6	2,5	✓	0,60
5M6P066R00	45	66	27	48	50	12	2	5	2	✓	0,48
5M5P066R00 ¹⁾	45	66	27	48	50	12	2	6	2	✓	0,50
5M6P080R00	59	80	27	70	50	12	2	6	1	✓	0,97
5M5P080R00 ¹⁾	59	80	27	70	50	12	2	8	1	✓	1,01
5M6P100R00	79	100	32	85	55	12	2	7	0,5	✓	1,75
5M5P100R00 ¹⁾	79	100	32	85	55	12	2	9	0,5	✓	1,74
5M5P052R01 ²⁾	31	52	22	40	50	12	2	5	3	✓	0,28
5M5P066R01 ²⁾	45	66	27	48	50	12	2	6	2	✓	0,50
5M5P080R01 ²⁾	59	80	27	70	50	12	2	8	1	✓	1,01
5M5P100R01 ²⁾	79	100	32	85	55	12	2	9	0,5	✓	1,74

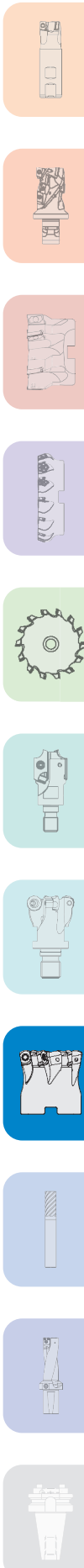
¹⁾Narrow spacing / Pas réduit; ²⁾for * MPR-Insert geometry is effective diameter (D)




Designation Réf. de l'article	fz(min/max)	Design Execution	Grade Nuance	IN2035	IN2505	IN4005	IN4030	IN4035			
SDES1305MDR	*/*	neutral geometry, chamfered / Géométrie neutre, renforcée		●							
SDES1305MDR-001	*/*	neutral geometry, sharp / Géométrie neutre, vive		●							
SDMS1305MDR-PH	*/*	positive geometry, chamfered / Géométrie positive, renforcée		●	●	●	●	●			
SDMS130515R-PH	*/*	positive geometry, chamfered R1,5 / Géométrie positive, renforcée R1,5		●	●		●	●			
SDES1305MPR	*/*	neutral geometry convex, chamfered / Géométrie neutre convexe, renforcée		●	●	●	●	●			
SDES1305MPR-001	*/*	neutral geometry convex, sharp / Géométrie neutre convexe, vive		●	●	●	●	●			
SDXS1305MDR-PH	*/*	positive geometry, chamfered / Géométrie positive, renforcée					●	●			
SDXS130515R-PH	*/*	positive geometry, chamfered R1,5 / Géométrie positive, renforcée R1,5					●	●			
SDXS1305MPR-MR	*/*	neutral geometry convex, chamfered / Géométrie neutre convexe, renforcée				●	●				
SDXS130515N-HR	*/*	positive titanium geometry R1,5, K-land / -	●								

* fz-values see manual „Cutting Data for Milling & Boring Tools“ / * Valeurs fz voir le manuel "Données de coupe de fraisage et perçage" (Chapitre G_Quad)

● = P ● = M ● = K ● = N ● = S ○ = H



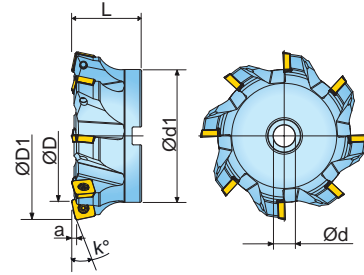
**SPARE PARTS
ACCESSOIRES**

①  ② 

SM40-100-R0 (4,5Nm) DS-T15S

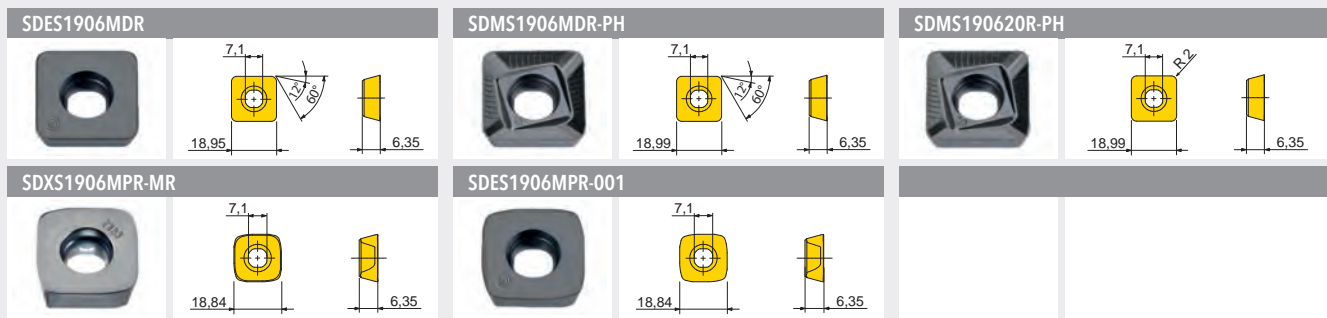
① = Insert screw / Vis de serrage plaquette ② = Screw driver / Tournevis

ADAPTION ACC. TO DIN 8030
ATTACHEMENT DIN 8030



Designation Réf. de l'article	D	D1	d	d1	LK	L	κ	a	Z			
5G6M080R00	48,6	80	27	70	-	55	12	3	5	3,5	✓	1,01
5G5M080R00¹⁾	48,6	80	27	70	-	55	12	3	6	3,5	✓	1,02
5G6M100R00	68,6	100	32	85	-	55	12	3	6	2,5	✓	1,63
5G5M100R00¹⁾	68,6	100	32	85	-	55	12	3	8	2,5	✓	1,62
5G6M125R00	93,6	125	40	100	-	63	12	3	7	1,5	✓	2,84
5G5M125R00¹⁾	93,6	125	40	100	-	63	12	3	9	1,5	✓	2,87
5G6M160R00	128,6	160	40	130	66,7	63	12	3	8	1	✓	4,80
5G5M160R00¹⁾	128,6	160	40	130	66,7	63	12	3	10	1	✓	4,82
5G5M080R01¹⁾	48,6	80	27	70	-	55	12	3	6	3,5	✓	1,02
5G5M100R01¹⁾	68,6	100	32	85	-	55	12	3	8	2,5	✓	1,62
5G5M125R01¹⁾	93,6	125	40	100	-	63	12	3	9	1,5	✓	2,87
5G5M160R01¹⁾	128,6	160	40	130	66,7	63	12	3	10	1,0	✓	4,82


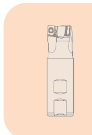
¹⁾Narrow spacing / Pas réduit





Designation Réf. de l'article	fz(min/max)	Design Execution	Grade Nuance	IN2505	IN4005	IN4030	IN4035				
SDES1906MDR	*/*	neutral geometry, chamfered / Géométrie neutre, renforcée		●							
SDMS1906MDR-PH	*/*	positive geometry, chamfered / Géométrie positive, renforcée		●	●	●	●				
SDMS190620R-PH	*/*	positive geometry, chamfered R2 / Géométrie positive, renforcée R2		●	●	●	●				
SDXS1906MPR-MR	*/*	neutral geometry convex, chamfered / Géométrie neutre convexe, renforcée		●	●	●	●				
SDES1906MPR-001	*/*	neutral geometry convex, sharp / Géométrie neutre convexe, vive		●	●	●	●				

* fz-values see manual „Cutting Data for Milling & Boring Tools“ / * Valeurs fz voir le manuel "Données de coupe de fraisage et perçage" (Chapitre G_Quad)

● = P ● = M ● = K ● = N ● = S ○ = H



**SPARE PARTS
ACCESSOIRES**

①  ② 

SM60-135-R0 (8,0Nm) DS-T25S














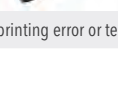
① = Insert screw / Vis de serrage plaquette ② = Screw driver / Tournevis

SOLID CARBID MILLING CUTTERS / FRAISES CARBURE MONOBLOC

	D	a	Description	Page
	8 - 25	5 - 22	CHIP-SURFER™ High precision ball nose for aluminum Fraise hemispherique haute precision pour aluminium	246
	8 - 16	5 - 12	CHIP-SURFER™ High precision ball nose Z=2 Fraise hemispherique haute precision Z=2	246
	8 - 20	5 - 15	CHIP-SURFER™ High precision ball nose Z=3 Fraise hemispherique haute precision Z=3	247
	5 - 25	7 - 22	CHIP-SURFER™ High precision ball nose Z=4 Fraise hemispherique haute precision Z=4	247
	8 - 20	5 - 16	CHIP-SURFER™ High precision ball nose Z=4 Fraise hemispherique haute precision Z=4	248
	8 - 10	8 - 10	CHIP-SURFER™ Ball nose cutters for roughing Fraise ébauche hemispherique haute precision	248
	8 - 16	8 - 16	CHIP-SURFER™ Ball Nose Cutter for hard milling Fraise hemispherique haute precision pour matériaux durs	249
	10 - 20	7,5 - 15,5	CHIP-SURFER™ High precision ball nose cutter spherical Fraise hemispherique haute precision	249
	8 - 16	9,5 - 17	CHIP-SURFER™ Bevel cutter for aluminum Z=3 Fraise en bout conique - géométrie alu Z=3	250
	8 - 16	9,5 - 17	CHIP-SURFER™ Bevel cutter for steel Z=3 Fraise en bout conique - géométrie acier/inox Z=3	250
	10 - 20	0,6 - 1,5	CHIP-SURFER™ High feed cutter Z=2 Fraise grande-avancé Z=2	251
	8 - 25	0,4 - 1,2	CHIP-SURFER™ High feed cutter Z=4 / Z=6 Fraise grande-avancé Z=4 / Z=6	252
	7,8 - 16	7,5 - 15	CHIP-SURFER™ Slot drill with corner radius Fraise rayonnée à rainurer / percer	253
	8 - 16	7,5 - 15	CHIP-SURFER™ Slot drill with corner radius hard milling Fraise rayonnée à rainurer / percer pour matériaux durs	254














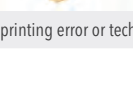
Subject to printing error or technical changes. / Sous réserve d'erreurs d'impression ou de modifications techniques.

SOLID CARBID MILLING CUTTERS / FRAISES CARBURE MONOBLOC

	D	a	Description	Page
	10 - 20	7 - 11,3	CHIP SURFER™ Toric cutters with corner radius neutral Fraise torique rayonnee	255
	10 - 16	7 - 8	CHIP SURFER™ Toric cutters with corner radius hard milling Fraise torique pour materiaux durs	256
	8 - 16	4 - 9	CHIP SURFER™ Toric cutter with corner radius finishing Fraise torique pour finition	257
	8 - 25	5 - 22	CHIP SURFER™ HPC roughing / finishing geometry Géométrie HPC ébauche/finition	257
	8 - 25	5 - 22	CHIP SURFER™ HPC for Titanium / Inconel Géométrie HPC pour Titane / Inconel	258
	8 - 25	5 - 22	CHIP SURFER™ HPC roughing / finishing geometry Z=4 TITAN / stainless steel Géométrie HPC ébauche/finition z=4 titane/inox	259
	8 - 25	5 - 22	CHIP SURFER™ HPC roughing / finishing geometry Z=5 TITAN / stainless steel Géométrie HPC ébauche/finition z=5 titane/inox	260
	8 - 20	5,5 - 12,7	CHIP SURFER™ Roughing cutter for aluminum Fraise ébauche pour aluminium	261
	8 - 25	5 - 22	CHIP SURFER™ Roughing end mill Fraise en bout ebauche	262
	8 - 25	5 - 22	CHIP SURFER™ Roughing and finishing end mill Fraise en bout pour ebauche et finition	263
	8 - 16	5 - 12	CHIP SURFER™ End mill with corner radius for aluminum Z=2 Fraise en bout rayonnée pour aluminium Z=2	264
	8 - 20	5 - 12	CHIP SURFER™ End mill with corner radius for aluminum Z=3 Fraise en bout rayonnée pour aluminium Z=3	265
	7,7 - 19,7	4 - 12	CHIP SURFER™ Undersize end mill Fraise en bout sous cotée	266
	8 - 16	5 - 12	CHIP SURFER™ End mill Z=3 Fraise en bout à 3 dents	266















Subject to printing error or technical changes. / Sous réserve d'erreurs d'impression ou de modifications techniques.

SOLID CARBID MILLING CUTTERS / FRAISES CARBURE MONOBLOC

	D	a	Description	Page
	11 - 20	8,4 - 15	CHIP•SURFER™ End mill with corner radius 30° Fraise en bout rayonnée à 30°	267
	6 - 20	5,5 - 15	CHIP•SURFER™ End Mill with corner radius 45° Fraise en bout rayonnée à 45°	268
	10 - 20	7 - 15	CHIP•SURFER™ Finishing cutter with corner radius 30° Fraise de finition rayonnée à 30°	269
	8 - 12	5 - 9	CHIP•SURFER™ Finishing cutter with corner radius 45° Fraise de finition rayonnée à 45°	270
	9,4 - 15,7	0,9 - 2,2	CHIP•SURFER™ Double chamfering head Fraise à chanfreiner en bout et en tirant	271
	8 - 20	3,7 - 5,9	CHIP•SURFER™ Countersinking and chamfering cutter 60° / 90° / 120° Fraise à chanfreiner 60° / 90° / 120°	272
	2 - 5	2,3 - 13	CHIP•SURFER™ Chamfering cutter 30°/45°/60° Fraise a chanfreiner 30°/45°/60°	273
	5,8 - 8	7,5 - 7	CHIP•SURFER™ Concave radius milling cutter Z=2 Fraise rayonnee "Concave" Z=2	274
	24,8 - 19,7	2,7 - 2,3	CHIP•SURFER™ Concave radius milling cutter Z=6 Fraise rayonnee "Concave" Z=6	274
	8 - 16	5 - 8	CHIP•SURFER™ NC Center Drill Foret à centrer	275
	3,28 - 6,46		CHIP•SURFER™ Centering drill according to DIN 332 Foret à centrer DIN 332	275
	8		CHIP•SURFER™ Engraving cutter 45°/60°/90° Fraise pour gravure 45°/60°/90°	276
	14,9		CHIP•SURFER™ Slot mill for chamfering 45° Z=3 Fraise à chanfreiner 45° à 3 dents	276
	18,3	1,5	CHIP•SURFER™ Slot mill for chamfering 45° Z=4 Fraise à chanfreiner 45° à 4 dents	277













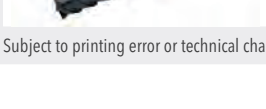
Subject to printing error or technical changes. / Sous réserve d'erreurs d'impression ou de modifications techniques.

SOLID CARBID MILLING CUTTERS / FRAISES CARBURE MONOBLOC

	D	a	Description	Page
	5,3	2,7	CHIP-SURFER™ Slot mill for chamfering Z=4 Fraise à chanfreiner à 4 dents	277
	15,7 - 17,7	1,5 - 3,17	CHIP-SURFER™ T-Slot cutter for O-ring grooves Z=3 Fraise à rainurer en "T" à 3 dents	278
	21,7	0,76 - 4	CHIP-SURFER™ T-Slot cutter for O-ring grooves Z=4 Fraise à rainurer en "T" à 4 dents	279
	7,7	0,7 - 2	CHIP-SURFER™ Slot mill Z=4 Fraise à rainurer Z=4	280
	13,5 - 27,7	2 - 10	CHIP-SURFER™ Slot mill with chamfer or corner radius Fraise à rainurer avec chanfrein ou rayon	281
			CHIP-SURFER™ Cylindrical steel shank Rallonge cylindrique en acier	282
			CHIP-SURFER™ Cylindrical steel shank with IC central Rallonge cylindrique en acier avec arrosage au centre	283
			CHIP-SURFER™ Cylindrical carbide shank with IC central Rallonge cylindrique en carbure avec arrosage au centre	283
			CHIP-SURFER™ Cylindrical carbide shank Rallonge cylindrique en carbure	284
			CHIP-SURFER™ Cylindrical heavy metal shank Rallonge cylindrique en metal lourd	285
			CHIP-SURFER™ Conical steel shank Rallonge conique en acier	286
			CHIP-SURFER™ Conical carbide shank Rallonge conique en carbure	287
			CHIP-SURFER™ Conical heavy metal shank Rallonge conique en metal lourd (tête vissée)	288
			CHIP-SURFER™ HSK-A63 Adaption HSK-A63 mandrin porte fraise Chip-Surfer	289














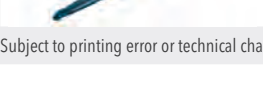
Subject to printing error or technical changes. / Sous réserve d'erreurs d'impression ou de modifications techniques.

SOLID CARBID MILLING CUTTERS / FRAISES CARBURE MONOBLOC

	D	a	Description	Page
			CHIP-SURFER™ DIN 69871-A40 Adaption DIN 69871-A40 mandrin porte fraise Chip-Surfer	289
			CHIP-SURFER™ Carbide Extension TS Rallonge	290
			CHIP-SURFER™ Extension for metric thread Extension pour filetage metrique	290
	2 - 16	4 - 16	SOLID-CARBIDE™ 2 Flute Ball Nose - Short Length Fraise hémisphérique série courte-Z2	291
	2 - 10	3 - 8	SOLID-CARBIDE™ 2 Flute Ball Nose - Long Length Fraise hémisphérique serie longue-Z2	292
	3 - 20	8 - 50	SOLID-CARBIDE™ HPC rougher & finisher unequally spaced Z=4 / Z=5 Fraise HPC ebauche & finition-Z4 ou Z5	293
	5 - 20	5 - 20	SOLID-CARBIDE™ 4-7 Flute Roughers - 1xD Fraise ébauche-1xD-Z4 à Z7	294
	5 - 20	10 - 40	SOLID-CARBIDE™ 4-7 Flute Roughers - 2xD Fraise ébauche-2xD-Z4 à Z7	295
	6 - 20	12 - 40	SOLID-CARBIDE™ 4-7 Flute Roughers - 3xD Fraise ébauche-3xD-Z4 à Z7	296
	8 - 16	12 - 24	SOLID-CARBIDE™ 4-5 Flute Roughers - 4xD Fraise ébauche-4xD-Z4 ou Z5	296
	6 - 25	14 - 52	SOLID-CARBIDE™ 4 Flute roughing and finishing Z=4 Fraise ebauche & finition-Z4	297
	2 - 20	7 - 38	SOLID-CARBIDE™ 3 Flute Slot Drill - DIN 6535HA Fraise en bout-Z3-DIN 6535HA	298
	6 - 20	16 - 38	SOLID-CARBIDE™ 3 Flute Slot Drill - DIN 6535HB Fraise en bout-Z3-DIN 6535HB	299
	6 - 20	24 - 60	SOLID-CARBIDE™ 4-6 Flute End Mill - Long Length Fraise en bout-serie longue-Z4 ou Z6	299














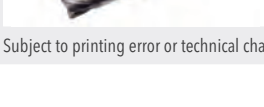
Subject to printing error or technical changes. / Sous réserve d'erreurs d'impression ou de modifications techniques.

SOLID CARBID MILLING CUTTERS / FRAISES CARBURE MONOBLOC

	D	a	Description	Page
	10 - 20	60 - 80	SOLID CARBIDE™ 4-6 Flute End Mill - Extra Long Length Fraise en bout-série extra longue-Z4 ou Z6	300
	6 - 20	16 - 38	SOLID CARBIDE™ 6 Flute End Mill - Medium Length (finishing) Fraise en bout-finition-série moyenne-Z6	300
	6 - 25	26 - 92	SOLID CARBIDE™ 6 Flute End Mill - Long Length (finishing) Fraise en bout-finition-série longue-Z6	301
	6 - 20	9 - 17	SOLID CARBIDE™ 3 Flute End Mill short length (roughing) Fraise en bout-ébauche-série courte-Z3	302
	6 - 20	9 - 22	SOLID CARBIDE™ 3 Flute End Mill long length (roughing) Fraise en bout-ébauche-série longue-Z3	303
	4 - 20	12 - 38	SOLID CARBIDE™ 2 Flute Slot Drill - Medium Length Fraise à rainurer 2 helices - longueur moyenne	304
	5 - 20	14 - 38	SOLID CARBIDE™ 3 Flute End Mill with corner radius Fraise torique-Z3	305
	3 - 12	30 - 75	SOLID CARBIDE™ 4 Flute End Mill - Extra Long Length Fraise en bout, série extra longue-Z4	306
	6 - 20	10 - 26	ECO LINE™ High speed Cutter Z=4 short version Fraise Carbure HPC - Série Courte Z=4	307
	6 - 20	13 - 41	ECO LINE™ High speed Cutter Z=4 long version Fraise Carbure HPC - Série Longue Z=4	308
	6 - 20	19 - 48	ECO LINE™ High speed Cutter Z=4 very long version Fraise Carbure HPC - Série Extra Longue Z=4	309
	0,3 - 2	0,25 - 1,7	INROCKWELL™ High-precision ball nose end mill Fraise hémisphérique de précision	310
	2 - 12	2,5 - 18	INBALINOSE™ Ball nose end mill, z=3 Fraise hémisphérique, z=3	312
	4 - 10	6 - 15	INBALINOSE™ Ball nose end mill, z=3 Fraise hémisphérique, z=3	313

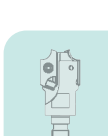
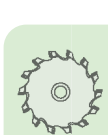
Subject to printing error or technical changes. / Sous réserve d'erreurs d'impression ou de modifications techniques.

SOLID CARBID MILLING CUTTERS / FRAISES CARBURE MONOBLOC

	D	a	Description	Page
	4 - 16	5 - 18	INRAPid™ HSC ball nose end mill, z=4 Fraise hémisphérique UGV, z=4	314
	1 - 8	2 - 10	INSLOT™ Tapered, robust ball nose end mill, z=2 Fraise hémisphérique conique, résistante, z=2	316
	2 - 12	2 - 6	INCOOLant™ HSC end mill with corner radius, z=4 Fraise en bout UGV rayonnée, z=4	318
	2 - 12	2 - 6	INCOOLant™ HSC end mill with corner radius, z=4 Fraise en bout UGV rayonnée, z=4	319
	4 - 12	6 - 18	INTURbo™ Hi feed endmill Z=4/2 (with reduced neck diameter) Fraise grande avance Z=4/2 (queue dégagée)	320
	4 - 16	4 - 12	INCOOLant™ High-speed end mill, z=3 Fraise en bout UGV, z=3	321
	6 - 25	13 - 40	INNOVative™ HPC end mill, z=4 Fraise en bout à géométrie HPC, z=4	322
	6 - 25	13 - 40	INNOVative™ HPC end mill, z=5 Fraise en bout à géométrie HPC, z=5	323
	5 - 25	13 - 50	INNOTitan™ HPC Titanium End Mill Z=4 Fraise HPC pour l'usinage du Titane Z=4	324
	6 - 20	13 - 42	INNOTitan™ HPC Titanium End Mill Z=5 Fraise HPC pour l'usinage du Titane Z=5	326
	8 - 20	12 - 30	INNOVATIVEalu™ Serrated roughing end mill Z=3 Fraise ravageuse Z=3	327
	8 - 20	12 - 30	INNOVATIVEalu™ HPC end mill Z=3 (ALU) Fraise HPC Z=3 pour l'usinage de l'Aluminium	328
	8 - 20	12 - 30	INNOVATIVEalu™ HPC end mill Z=4 (ALU) Fraise HPC - Z=4 pour l'usinage de l'Aluminium	329
	6 - 20	6 - 15	INCERamic™ Solid Ceramic Speed End mill z=3 Fraise céramique Monobloc	330

Subject to printing error or technical changes. / Sous réserve d'erreurs d'impression ou de modifications techniques.

D	a	Description		Page

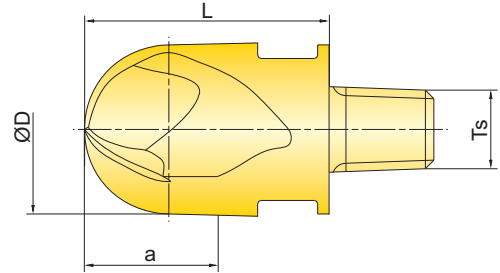


Subject to printing error or technical changes. / Sous réserve d'erreurs d'impression ou de modifications techniques.

CHIP SURFER™ HIGH PRECISION BALL NOSE FOR ALUMINUM

FRAISE HÉMISPHERIQUE HAUTE PRECISION POUR ALUMINIUM

FOR EXCHANGEABLE HEAD SYSTEM
POUR SYSTEME DE TETES INTERCHANGEABLES



Grade / Nuance	P	M	K	N _(K)	S _(M)	H _(PK)	D	e8				
IN05S				+								

+ Preferred choice / Premier choix ○ Second choice / Second choix

Designation Réf. de l'article	D	L	a	Ts	Z	
45B08005TQRB10	8	10	5	T5	2	WS-0043
45B10007T6RB13	10	13	7	T6	2	WS-0029
45B12009T8RB17	12	16,5	9	T8	2	WS-0030
45B16012TRRB21	16	20,5	12	T10	2	WS-0044
45B20015TSRB26	20	25,5	15	T12	2	WS-0059
45b25022TURB37	25	37	22	T15	2	WS-0061

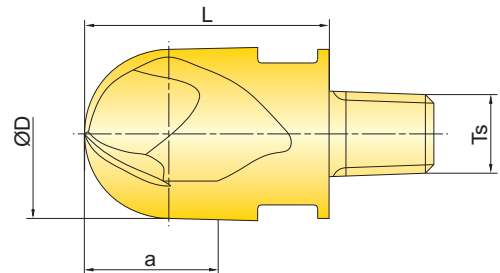
Diamond coating on request / revêtement diamant sur demande

① = Wrench / Clé de serrage

CHIP SURFER™ HIGH PRECISION BALL NOSE Z=2

FRAISE HÉMISPHERIQUE HAUTE PRECISION Z=2

FOR EXCHANGEABLE HEAD SYSTEM
POUR SYSTEME DE TETES INTERCHANGEABLES



Grade / Nuance	P	M	K	N _(K)	S _(M)	H _(PK)	D	e8				
IN2005	+	+	+	+		○						

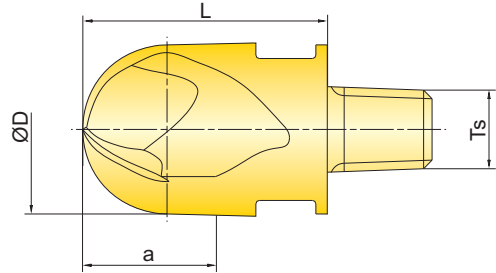
+ Preferred choice / Premier choix ○ Second choice / Second choix

Designation Réf. de l'article	D	L	a	Ts	Z	kg	
45B08005TQRB10	8	10	5	T5	2	0,006	WS-0043
45B10007T6RB13	10	13	7	T6	2	0,011	WS-0029
45B12009T8RB17	12	16,5	9	T8	2	0,020	WS-0030
45B16012TRRB21	16	20,5	12	T10	2	0,045	WS-0044

① = Wrench / Clé de serrage

CHIP SURFER™ HIGH PRECISION BALL NOSE Z=3
FRAISE HEMISPHERIQUE HAUTE PRECISION Z=3

FOR EXCHANGEABLE HEAD SYSTEM
 POUR SYSTEME DE TETES INTERCHANGEABLES



Grade / Nuance

P	M	K	N _(K)	S _(M)	H _(PK)
+	+	+		+	○

D e8



+ Preferred choice / Premier choix ○ Second choice / Second choix

Designation

Réf. de l'article

D	L	a	Ts	Z
---	---	---	----	---

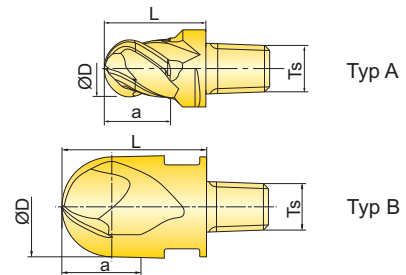


46B08005TQRB10	8	15	5	T5	3	WS-0043
46B10007T6RB13	10	19	7	T6	3	WS-0029
46B12009T8RB17	12	16,5	9	T8	3	WS-0030
46B16012TRRB21	16	20,5	12	T10	3	WS-0044
46B20015TSRB26	20	25,5	15	T12	3	WS-0059

① = Wrench / Clé de serrage

CHIP SURFER™ HIGH PRECISION BALL NOSE Z=4
FRAISE HEMISPHERIQUE HAUTE PRECISION Z=4

FOR EXCHANGEABLE HEAD SYSTEM
 POUR SYSTEME DE TETES INTERCHANGEABLES



Grade / Nuance

P	M	K	N _(K)	S _(M)	H _(PK)
+	+	+		+	○

D e8



+ Preferred choice / Premier choix ○ Second choice / Second choix

Designation

Réf. de l'article

D	L	a	Ts	Typ	Z
---	---	---	----	-----	---

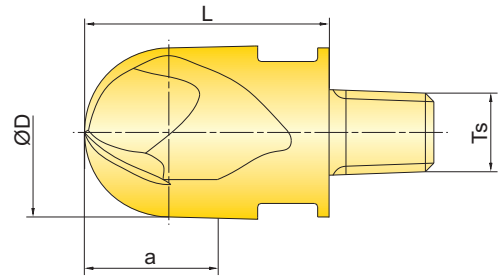


47B05007TQRB15	5	15	7	T5	A	4	WS-0043
47B06005TQRB10	6	10	5,5	T5	B	4	WS-0043
47B08005TQRB10	8	10	5	T5	B	4	WS-0043
47B10007T6RB13	10	13	7	T6	B	4	WS-0029
47B12009T8RB17	12	16,5	9	T8	B	4	WS-0030
47B16012TRRB21	16	20,5	12	T10	B	4	WS-0044
47B20015TSRB26	20	25,5	15	T12	B	4	WS-0059
47B25022TURB37	25	37	22	T15	B	4	WS-0061

① = Wrench / Clé de serrage

CHIP SURFER™ HIGH PRECISION BALL NOSE Z=4 FRAISE HEMISPHERIQUE HAUTE PRECISION Z=4

FOR EXCHANGEABLE HEAD SYSTEM
POUR SYSTEME DE TETES INTERCHANGEABLES



Grade / Nuance	P	M	K	N _(K)	S _(M)	H _(PK)
IN2006	+		+			+

+ Preferred choice / Premier choix ○ Second choice / Second choix

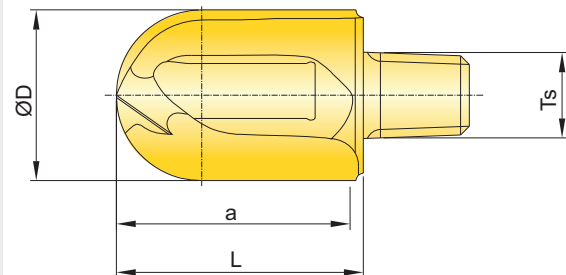


Designation Réf. de l'article	D	L	a	Ts	Z	kg	①
47B08005TQRQ10	8	10	5	T5	4	0,006	WS-0043
47B10007T6RQ13	10	13	7	T6	4	0,011	WS-0029
47B12009T8RQ17	12	16,5	9	T8	4	0,024	WS-0030
47B16012TRRQ21	16	20,5	12	T10	4	0,049	WS-0044
47B20016TSRQ26	20	25,5	16	T12	4	0,087	WS-0059

① = Wrench / Clé de serrage

CHIP SURFER™ BALL NOSE CUTTERS FOR ROUGHING FRAISE EBAUCHE HEMISPHERIQUE HAUTE PRECISION

FOR EXCHANGEABLE HEAD SYSTEM
POUR SYSTEME DE TETES INTERCHANGEABLES



Grade / Nuance	P	M	K	N _(K)	S _(M)	H _(PK)	D	h9
IN2005	+	+	+		+	+		

+ Preferred choice / Premier choix ○ Second choice / Second choix



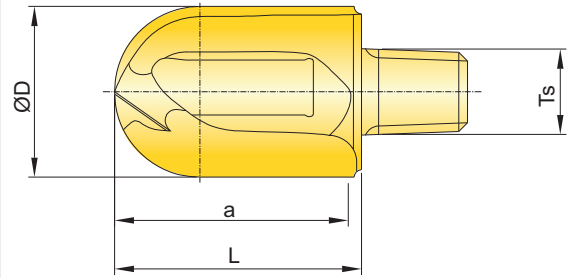
Designation Réf. de l'article	D	L	a	Ts	Z	kg	①
45B08008TQRA10	8	10	8	T5	2	0,005	WS-0043
45B10010T6RA12	10	12,4	10	T6	2	0,009	WS-0029
45B12011T8RA15	12	15,3	12	T8	2	0,018	WS-0030
45B16016TRRA19	16	19,1	16	T10	2	0,038	WS-0044
45B10010T6RW12 ¹⁾	10	12,4	10	T6	2	0,009	WS-0029

¹⁾high precision tool (h7) / Outil haute précision (h7)

① = Wrench / Clé de serrage

CHIP SURFER™ BALL NOSE CUTTER FOR HARD MILLING
FRAISE HÉMISPHERIQUE HAUTE PRÉCISION POUR MATÉRIAUX DURS

FOR EXCHANGEABLE HEAD SYSTEM
 POUR SYSTÈME DE TÊTES INTERCHANGEABLES



Grade / Nuance	P	M	K	N_(K)	S_(M)	H_(PK)	D	h7				
IN2006	+		+			+						

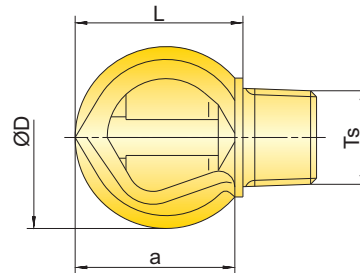
+ Preferred choice / Premier choix ○ Second choice / Second choix

Designation Réf. de l'article	D	L	a	Ts	Z	kg	
45B08008TQRW10	8	10	8	T5	2	0,005	WS-0043
45B10010T6RW12	10	12,4	10	T6	2	0,009	WS-0029
45B12011T8RW15	12	15,3	12	T8	2	0,018	WS-0030
45B16016TRRW19	16	19,1	16	T10	2	0,036	WS-0044

① = Wrench / Clé de serrage

CHIP SURFER™ HIGH PRECISION BALL NOSE CUTTER SPHERICAL
FRAISE HÉMISPHERIQUE HAUTE PRÉCISION

FOR EXCHANGEABLE HEAD SYSTEM
 POUR SYSTÈME DE TÊTES INTERCHANGEABLES



Grade / Nuance	P	M	K	N_(K)	S_(M)	H_(PK)	D	h7				
IN2005	+	+	+		+	+						

+ Preferred choice / Premier choix ○ Second choice / Second choix

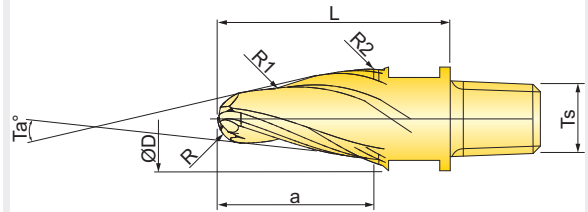
Designation Réf. de l'article	D	L	a	Ts	Z	kg	
45X10007TQRA10	10	10,1	7,5	T5	2	0,006	WS-0043
45X12009T6RA12	12	11,65	9	T6	2	0,011	WS-0030
45X16012T8RA15	16	15,4	12,5	T8	2	0,022	WS-0044
45X20015TRRA19	20	18,5	15,5	T10	2	0,038	WS-0044

① = Wrench / Clé de serrage

CHIP SURFER™ BEVEL CUTTER FOR ALUMINUM Z=3

FRAISE EN BOUT CONIQUE - GÉOMÉTRIE ALU Z=3

FOR EXCHANGEABLE HEAD SYSTEM
POUR SYSTEME DE TETES INTERCHANGEABLES



Grade / Nuance
IN05S

P
 M
 K
 N_(K)
 S_(M)
 H_(PK)



+ Preferred choice / Premier choix ○ Second choice / Second choix

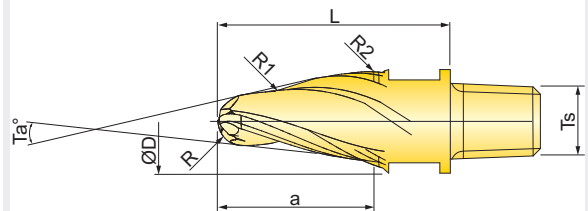
Designation Réf. de l'article	D	L	Ta	a	R	R1	R2	Ts	Z	kg	①
46W08009TQRB011	8	15	40	9,5	1,5	250	4	T5	3	0,002	WS-0043
46W10013T6RB021	10	19,45	40	13,5	2	250	5	T6	3	0,003	WS-0029
46W12013T8RB031	12	23,25	40	13,5	3	250	6	T8	3	0,068	WS-0030
46W16017TRRB041	16	25,5	40	17	4	500	8	T10	3	0,124	WS-0044

① = Wrench / Clé de serrage

CHIP SURFER™ BEVEL CUTTER FOR STEEL Z=3

FRAISE EN BOUT CONIQUE - GÉOMÉTRIE ACIER/INOX Z=3

FOR EXCHANGEABLE HEAD SYSTEM
POUR SYSTEME DE TETES INTERCHANGEABLES



Grade / Nuance
IN2005

P
 M
 K
 N_(K)
 S_(M)
 H_(PK)

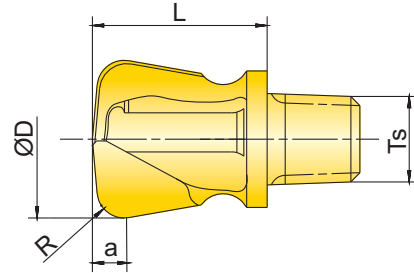


+ Preferred choice / Premier choix ○ Second choice / Second choix

Designation Réf. de l'article	D	L	Ta	a	R	R1	R2	Ts	Z	kg	①
46W08009TQRB010	8	15	40	9,5	1,5	250	4	T5	3	0,002	WS-0043
46W10013T6RB020	10	19,35	40	13,5	2	250	5	T6	3	0,003	WS-0029
46W12013T8RB030	12	23,25	40	13,5	3	250	6	T8	3	0,068	WS-0030
46W16017TRRB040	16	25,5	40	17	4	500	8	T10	3	0,124	WS-0044

① = Wrench / Clé de serrage

FOR EXCHANGEABLE HEAD SYSTEM
 POUR SYSTEME DE TETES INTERCHANGEABLES



Grade / Nuance	P	M	K	N _(K)	S _(M)	H _(PK)
IN2005	+	+	+		+	+

D h9



+ Preferred choice / Premier choix ○ Second choice / Second choix

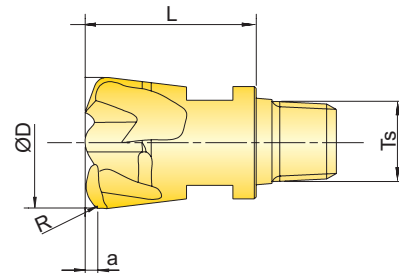
Designation Réf. de l'article	D	L	a	R	Ts	Z	kg	①
45A10001T6RA20	10	12,5	0,6	2	T6	2	0,009	WS-0029
45A12001T8RA25	12	11,1	1	2,5	T8	2	0,015	WS-0030
45A16001TRRA301	16	13,5	1,1	3	T10	2	0,030	WS-0044
45A20001TSRA30	20	17,5	1,5	3	T12	2	0,055	WS-0059

R (programming radius) / R (programmation rayon)

① = Wrench / Clé de serrage

CHIP SURFER™ HIGH FEED CUTTER Z=4 / Z=6 FRAISE GRANDE-AVANCE Z=4 / Z=6

FOR EXCHANGEABLE HEAD SYSTEM
POUR SYSTEME DE TETES INTERCHANGEABLES



Grade / Nuance	P	M	K	N _(K)	S _(M)	H _(PK)	D	e8			
IN2006	+	+	+		+	+					

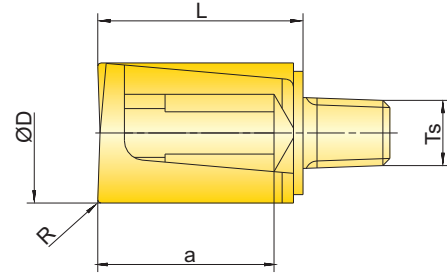
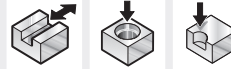
+ Preferred choice / Premier choix ○ Second choice / Second choix

Designation Réf. de l'article	D	L	a	R	Ts	Z			
47A08001TQRA16	8	10	0,4	1,6	T5	4		0,006	WS-0043
47A10001T6RA20	10	13	0,5	2	T6	4		0,012	WS-0029
48A10001T6RA101	10	10	0,5	1	T6	6	✓	0,012	WS-0029
47A12001T8RA24	12	16,5	0,6	2,4	T8	4		0,023	WS-0030
48A12001T8RA121	12	12,5	0,65	1,2	T8	6	✓	0,023	WS-0030
47A16001TRRA32	16	20,5	0,8	3,2	T10	4		0,051	WS-0044
48A16001TRRA201	16	16	1,08	2	T10	6	✓	0,051	WS-0044
47A20001TSRA40	20	25,5	1,0	4	T12	4		0,095	WS-0059
48A20001TSRA221	20	20	1,28	2,2	T12	6	✓	0,095	WS-0059
48A25001TURA36	25	37	1,2	3,6	T15	6		0,155	WS-0061

R (programming radius) / R (programmation rayon)

① = Wrench / Clé de serrage

FOR EXCHANGEABLE HEAD SYSTEM
 POUR SYSTEME DE TETES INTERCHANGEABLES



Grade / Nuance

P **M** **K** **N_(K)** **S_(M)** **H_(PK)**
 + + + + ○

D h9

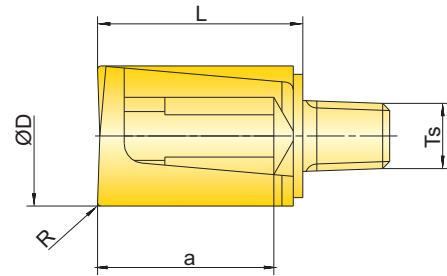


+ Preferred choice / Premier choix ○ Second choice / Second choix

Designation Réf. de l'article	D	L	a	R	Ts	Z	kg	①
45D07807TQRA02	7,8	10	7,5	0,2	T5	2	0,005	WS-0043
45D08007TQRA10	8	10	7,5	1	T5	2	0,006	WS-0043
45D08007TQRA20	8	10	7,5	2	T5	2	0,005	WS-0043
45D08008TQRA04	8	10,2	8	0,4	T5	2	0,005	WS-0043
45D09809T6RA03	9,8	12,4	9	0,3	T6	2	0,009	WS-0029
45D10009T6RA04	10	12,4	9	0,4	T6	2	0,010	WS-0029
45D10009T6RA10	10	12,4	9	1	T6	2	0,010	WS-0029
45D10009T6RA20	10	12,4	9	2	T6	2	0,009	WS-0029
45D11710T8RA03	11,7	14,2	10	0,3	T8	2	0,017	WS-0030
45D12010T8RA04	12	14,2	10	0,4	T8	2	0,018	WS-0030
45D12010T8RA10	12	14,2	10	1	T8	2	0,018	WS-0030
45D12010T8RA20	12	14,2	10	2	T8	2	0,018	WS-0030
45D14012T8RA04	14	15	12	0,4	T8	2	0,018	WS-0030
45D15715TRRA03	15,7	19	15	0,3	T10	2	0,037	WS-0044
45D16015TRRA04	16	19	15	0,4	T10	2	0,037	WS-0044
45D16015TRRA08	16	19	15	0,8	T10	2	0,037	WS-0044

① = Wrench / Clé de serrage

FOR EXCHANGEABLE HEAD SYSTEM
 POUR SYSTEME DE TETES INTERCHANGEABLES



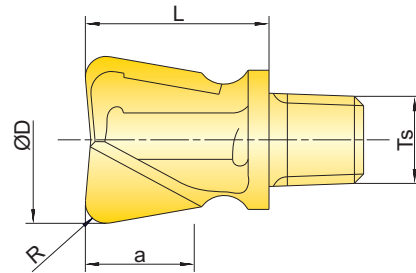
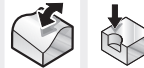
Grade / Nuance	P	M	K	N_(K)	S_(M)	H_(PK)	D	h9				
IN2006	+		+			+						

+ Preferred choice / Premier choix ○ Second choice / Second choix

Designation Réf. de l'article	D	L	a	R	Ts	Z	kg	
45D08008TQRA10	8	10	7,5	1	T5	2	0,005	WS-0043
45D08008TQRA20	8	10	7,5	2	T5	2	0,005	WS-0043
45D08008TQRA04	8	10,2	8	0,4	T5	2	0,005	WS-0043
45D10009T6RA04	10	12,4	9	0,4	T6	2	0,009	WS-0029
45D10009T6RA10	10	12,4	9	1	T6	2	0,009	WS-0029
45D10009T6RA20	10	12,4	9	2	T6	2	0,009	WS-0029
45D12010T8RA04	12	14,2	10	0,4	T8	2	0,017	WS-0030
45D12010T8RA10	12	14,2	10	1	T8	2	0,017	WS-0030
45D12010T8RA20	12	14,2	10	2	T8	2	0,017	WS-0030
45D16015TRRA04	16	19	15	0,4	T10	2	0,036	WS-0044
45D16015TRRA08	16	19	15	0,8	T10	2	0,036	WS-0044

① = Wrench / Clé de serrage

FOR EXCHANGEABLE HEAD SYSTEM
 POUR SYSTEME DE TETES INTERCHANGEABLES



Grade / Nuance

P	M	K	N _(K)	S _(M)	H _(PK)
+	+	+		+	○

D h9

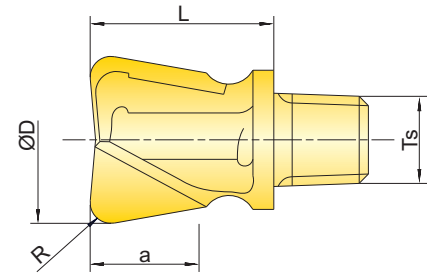


+ Preferred choice / Premier choix ○ Second choice / Second choix

Designation Réf. de l'article	D	L	a	R	Ts	Z	kg	^①
45U10008T6RA05	10	12,4	7	0,5	T6	2	0,009	WS-0029
45U10008T6RA10	10	12,4	7	1	T6	2	0,009	WS-0029
45U10006T6RA20	10	12,6	6	2	T6	2	0,009	WS-0029
45U10006T6RA30	10	12,6	6	3	T6	2	0,010	WS-0029
45U12006T6RA30	12	9,1	5,7	3	T6	2	0,008	WS-0029
45U12006T6RA40	12	9,1	5,7	4	T6	2	0,005	WS-0029
45U12006T8RA10	12	11,1	6	1	T8	2	0,014	WS-0030
45U12006T8RA16	12	11,1	6,3	1,6	T8	2	0,014	WS-0030
45U12006T8RA20	12	11,1	6,2	2	T8	2	0,014	WS-0030
45U12006T8RA25	12	11,1	6,1	2,5	T8	2	0,014	WS-0030
45U12006T8RA30	12	11,1	6,1	3	T8	2	0,015	WS-0030
45U12006T8RA40	12	11,1	5,9	4	T8	2	0,015	WS-0030
45U16007TRRA20	16	13,1	7	2	T10	2	0,029	WS-0044
45U16007TRRA30	16	13,4	7	3	T10	2	0,030	WS-0044
45U16007TRRA40	16	13,4	7	4	T10	2	0,030	WS-0044
45U16008TRRA50	16	20,2	8	5	T10	2	0,038	WS-0044
45U20011TSRA30	20	17	11,1	3	T12	2	0,054	WS-0059
45U20011TSRA40	20	17,4	11,5	4	T12	2	0,054	WS-0059
45U20011TSRA50	20	17,4	11,5	5	T12	2	0,057	WS-0059
45U20011TSRA60	20	17,4	11,4	6	T12	2	0,054	WS-0059
45U20011TSRA80	20	17,4	11,3	8	T12	2	0,050	WS-0059

① = Wrench / Clé de serrage

FOR EXCHANGEABLE HEAD SYSTEM
 POUR SYSTEME DE TETES INTERCHANGEABLES



Grade / Nuance	P	M	K	N_(K)	S_(M)	H_(PK)	D	h9					
IN2006	+		+			+							

+ Preferred choice / Premier choix ○ Second choice / Second choix

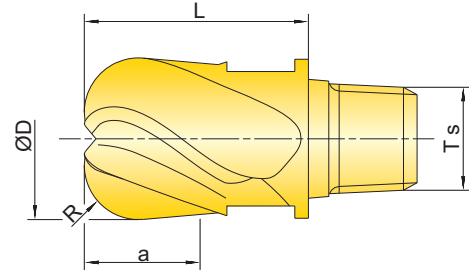
Designation Réf. de l'article	D	L	a	R	Ts	Z	kg	
45U10008T6RA05	10	12,4	7	0,5	T6	2	0,008	WS-0029
45U10008T6RA10	10	12,4	7	1	T6	2	0,009	WS-0029
45U10006T6RA20	10	12,6	6	2	T6	2	0,009	WS-0029
45U10006T6RA30	10	12,6	6	3	T6	2	0,009	WS-0029
45U12006T8RA16	12	11,1	6,3	1,6	T8	2	0,014	WS-0030
45U12006T8RA20	12	11,1	6,2	2	T8	2	0,014	WS-0030
45U12006T8RA30	12	11,1	6,1	3	T8	2	0,015	WS-0030
45U12006T8RA40	12	11,1	5,9	4	T8	2	0,014	WS-0030
45U16008TRRA50	16	20,2	8	5	T10	2	0,037	WS-0044

① = Wrench / Clé de serrage

CHIP SURFER™ TORIC CUTTER WITH CORNER RADIUS FINISHING

FRAISE TORIQUE POUR FINITION

FOR EXCHANGEABLE HEAD SYSTEM
POUR SYSTEME DE TETES INTERCHANGEABLES



Grade / Nuance

P M K N_(K) S_(M) H_(PK)
+ + + + ○

D e8



+ Preferred choice / Premier choix ○ Second choice / Second choix

Designation

Réf. de l'article

D L a R Ts Z

kg



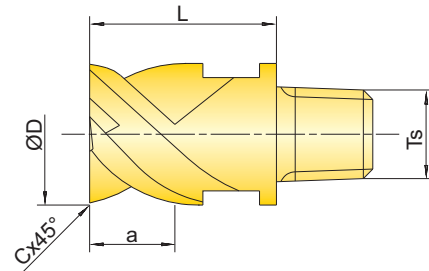
48U08004TQRB20	8	10	4	2	T5	6	0,007	WS-0043
48U10005T6RB30	10	13	5	3	T6	6	0,013	WS-0029
48U12007T8RB40	12	16,5	7	4	T8	6	0,024	WS-0030
48U16009TRRB50	16	20,5	9	5	T10	6	0,052	WS-0044

① = Wrench / Clé de serrage

CHIP SURFER™ HPC ROUGHING / FINISHING GEOMETRY

GÉOMÉTRIE HPC ÉBAUCHE/FINITION

FOR EXCHANGEABLE HEAD SYSTEM
POUR SYSTEME DE TETES INTERCHANGEABLES



Grade / Nuance

P M K N_(K) S_(M) H_(PK)
+ + + + ○

D e8



+ Preferred choice / Premier choix ○ Second choice / Second choix

Designation

Réf. de l'article

D L a C Ts Z

kg

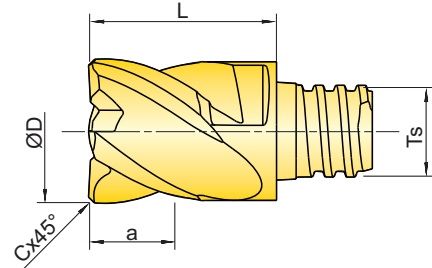


47C08005TQRQ03	8	10	5	0,3	T5	4	0,006	WS-0043
47C10007T6RQ04	10	13	7	0,4	T6	4	0,011	WS-0029
47C12009T8RQ05	12	16,5	9	0,5	T8	4	0,022	WS-0030
47C16012TRRQ06	16	20,5	12	0,6	T10	4	0,048	WS-0044
47C20015TSRQ06	20	25,5	15	0,6	T12	4	0,089	WS-0059
47C25022TURQ06	25	37	22	0,6	T15	4	0,207	WS-0061

unequally spaced / espacement inégal

① = Wrench / Clé de serrage

FOR EXCHANGEABLE HEAD SYSTEM
 POUR SYSTEME DE TETES INTERCHANGEABLES



Grade / Nuance
 IN1005

P	M	K	N _(K)	S _(M)	H _(PK)
○	+			+	

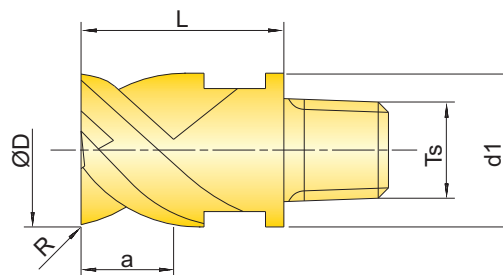
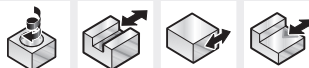


+ Preferred choice / Premier choix ○ Second choice / Second choix

Designation Réf. de l'article	D	L	a	C	Ts	Z	kg	①
47C08005TQRQ031	8	10	5	0,3	T5	5	0,006	WS-0043
47C10007T6RQ041	10	13	7	0,4	T6	5	0,012	WS-0029
47C12009T8RQ051	12	16,5	9	0,5	T8	5	0,023	WS-0030
47C16012TRRQ061	16	20,5	12	0,6	T10	5	0,049	WS-0044
47C20015TSRQ061	20	25,5	15	0,6	T12	5	0,090	WS-0059
47C25022TURQ061	25	37	22	0,6	T15	5	0,085	WS-0061
unequally spaced / espacement inégal								

① = Wrench / Clé de serrage

FOR EXCHANGEABLE HEAD SYSTEM
 POUR SYSTEME DE TETES INTERCHANGEABLES



Grade / Nuance

IN2005

P	M	K	N_(K)	S_(M)	H_(PK)
<input type="radio"/>	<input checked="" type="radio"/>	<input type="radio"/>	<input type="radio"/>	<input checked="" type="radio"/>	<input type="radio"/>

D e8



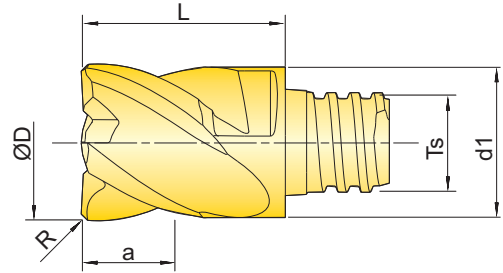
+ Preferred choice / Premier choix Second choice / Second choix

Designation Réf. de l'article	D	d1	L	a	R	Ts	Z	
47D08005TQRP0200	8	7,7	10	5	0,2	T5	4	WS-0043
47D08005TQRP0800	8	7,7	10	5	0,8	T5	4	WS-0043
47D08005TQRP1000	8	7,7	10	5	1	T5	4	WS-0043
47D08005TQRP2000	8	7,7	10	5	2	T5	4	WS-0043
47D08005TQRP3000	8	7,7	10	5	3	T5	4	WS-0043
47D10007T6RP0200	10	9,6	13	7	0,2	T6	4	WS-0029
47D10007T6RP0800	10	9,6	13	7	0,8	T6	4	WS-0029
47D10007T6RP1000	10	9,6	13	7	1	T6	4	WS-0029
47D10007T6RP2000	10	9,6	13	7	2	T6	4	WS-0029
47D10007T6RP3000	10	9,6	13	7	3	T6	4	WS-0029
47D10007T6RP4000	10	9,6	13	7	4	T6	4	WS-0029
47D12009T8RP0200	12	11,7	16,5	9	0,2	T8	4	WS-0030
47D12009T8RP0800	12	11,7	16,5	9	0,8	T8	4	WS-0030
47D12009T8RP1000	12	11,7	16,5	9	1	T8	4	WS-0030
47D12009T8RP2000	12	11,7	16,5	9	2	T8	4	WS-0030
47D12009T8RP3000	12	11,7	16,5	9	3	T8	4	WS-0030
47D12009T8RP4000	12	11,7	16,5	9	4	T8	4	WS-0030
47D16012TRRP0200	16	15,3	20,5	12	0,2	T10	4	WS-0044
47D16012TRRP1000	16	15,3	20,5	12	1	T10	4	WS-0044
47D16012TRRP2000	16	15,3	20,5	12	2	T10	4	WS-0044
47D16012TRRP3000	16	15,3	20,5	12	3	T10	4	WS-0044
47D16012TRRP4000	16	15,3	20,5	12	4	T10	4	WS-0044
47D16012TRRP5000	16	15,3	20,5	12	5	T10	4	WS-0044
47D20015TSRP0200	20	18,3	25,5	15	0,2	T12	4	WS-0059
47D20015TSRP1000	20	18,3	25,5	15	1	T12	4	WS-0059
47D20015TSRP2000	20	18,3	25,5	15	2	T12	4	WS-0059
47D20015TSRP3000	20	18,3	25,5	15	3	T12	4	WS-0059
47D20015TSRP4000	20	18,3	25,5	15	4	T12	4	WS-0059
47D20015TSRP5000	20	18,3	25,5	15	5	T12	4	WS-0059
47D25022TURP0200	25	23,9	37	22	0,2	T15	4	WS-0061
47D25022TURP1000	25	23,9	37	22	1	T15	4	WS-0061
47D25022TURP2000	25	23,9	37	22	2	T15	4	WS-0061
47D25022TURP3000	25	23,9	37	22	3	T15	4	WS-0061
47D25022TURP4000	25	23,9	37	22	4	T15	4	WS-0061
47D25022TURP5000	25	23,9	37	22	5	T15	4	WS-0061

Additional radius and tool length on request. / Autres rayons ou longueurs possibles sur demande

① = Wrench / Clé de serrage

FOR EXCHANGEABLE HEAD SYSTEM
 POUR SYSTEME DE TETES INTERCHANGEABLES



Grade / Nuance	P	M	K	N_(K)	S_(M)	H_(PK)	D	e8				
IN2005	<input type="radio"/>	<input checked="" type="radio"/>	<input type="radio"/>	<input type="radio"/>	<input checked="" type="radio"/>	<input type="radio"/>						

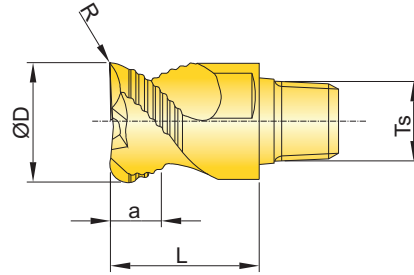
+ Preferred choice / Premier choix Second choice / Second choix

Designation Réf. de l'article	D	d1	L	a	R	Ts	Z	
47D08005TQRP0201	8	7,7	10	5	0,2	T5	5	WS-0043
47D08005TQRP1001	8	7,7	10	5	1	T5	5	WS-0043
47D10007T6RP0101	10	9,6	13	7	0,1	T6	5	WS-0029
47D10007T6RP1001	10	9,6	13	7	1	T6	5	WS-0029
47D10007T6RP2001	10	9,6	13	7	2	T6	5	WS-0029
47D12009T8RP0201	12	11,7	16,5	9	0,2	T8	5	WS-0030
47D12009T8RP1001	12	11,7	16,5	9	1	T8	5	WS-0030
47D12009T8RP2001	12	11,7	16,5	9	2	T8	5	WS-0030
47D12009T8RP4001	12	11,7	16,5	9	4	T8	5	WS-0030
47D16012TRRP0201	16	15,3	20,5	12	0,2	T10	5	WS-0044
47D16012TRRP1001	16	15,3	20,5	12	1	T10	5	WS-0044
47D16012TRRP2001	16	15,3	20,5	12	2	T10	5	WS-0044
47D16012TRRP4001	16	15,3	20,5	12	4	T10	5	WS-0044
47D20015TSRP0201	20	18,3	25,5	15	0,2	T12	5	WS-0059
47D20015TSRP1001	20	18,3	25,5	15	1	T12	5	WS-0059
47D20015TSRP2001	20	18,3	25,5	15	2	T12	5	WS-0059
47D20015TSRP4001	20	18,3	25,5	15	4	T12	5	WS-0059
47D25022TURP0201	25	23,9	37	22	0,2	T15	5	WS-0061
47D25022TURP1001	25	23,9	37	22	1	T15	5	WS-0061
47D25022TURP2001	25	23,9	37	22	2	T15	5	WS-0061
47D25022TURP4001	25	23,9	37	22	4	T15	5	WS-0061

Additional radius and tool length on request. / Autres rayons et longueurs possibles sur demande

① = Wrench / Clé de serrage

FOR EXCHANGEABLE HEAD SYSTEM
 POUR SYSTEME DE TETES INTERCHANGEABLES



Grade / Nuance

P	M	K	N _(K)	S _(M)	H _(PK)
			+		

D e8



+ Preferred choice / Premier choix ○ Second choice / Second choix

Designation

Réf. de l'article

D L a R Ts Z



①

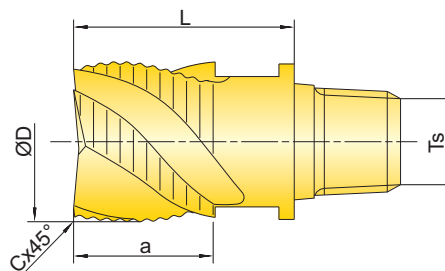


46D08005TQRN02	8	10	5,5	0,2	T5	3	0,006	WS-0043
46D10006T6RN02	10	13	6,5	0,2	T6	3	0,011	WS-0029
46D12008T8RN02	12	16,5	8,5	0,2	T8	3	0,021	WS-0030
46D16010TRRN02	16	20,5	10,7	0,2	T10	3	0,047	WS-0044
46D20012TSRN02	20	25,5	12,7	0,2	T12	3	0,085	WS-0059

Diamond coating on request / revêtement diamant sur demande

① = Wrench / Clé de serrage

FOR EXCHANGEABLE HEAD SYSTEM
 POUR SYSTEME DE TETES INTERCHANGEABLES



Grade / Nuance
 IN2005

P	M	K	N _(K)	S _(M)	H _(PK)
+	+	+		+	

D e8



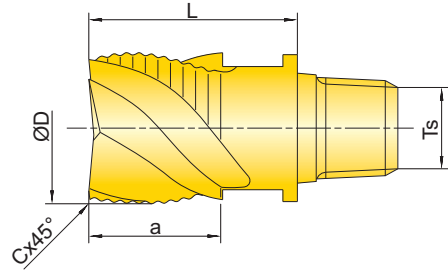
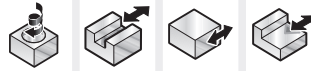
+ Preferred choice / Premier choix ○ Second choice / Second choix

Designation Réf. de l'article	D	L	a	C	Ts	Z	IK	kg	①
47C08005TQRN03	8	10,3	5	0,3	T5	4		0,006	WS-0043
47C08009TQRN03	8	15	9	0,3	T5	4		0,008	WS-0043
47C10007T6RN03	10	13	7	0,35	T6	4		0,012	WS-0029
47C12009T8RN03	12	16,5	9	0,35	T8	4		0,022	WS-0030
47C12009T8RN0302 ³⁾	12	16,5	9	0,35	T8	4	✓	0,019	WS-0030
47C12014T8RN03	12	23	14	0,35	T8	4		0,029	WS-0030
47C16012TRRN04 ¹⁾	16	20,5	12	0,4	T10	5		0,049	WS-0044
48C20015TSRN04 ¹⁾	20	25,5	15	0,4	T12	6		0,097	WS-0059
48C25022TURN05	25	37	22	0,5	T15	6		0,198	WS-0061

¹⁾no center cut / Pas de coupe au centre

① = Wrench / Clé de serrage

FOR EXCHANGEABLE HEAD SYSTEM
 POUR SYSTEME DE TETES INTERCHANGEABLES



Grade / Nuance

P	M	K	N _(K)	S _(M)	H _(PK)
+	+	+		+	

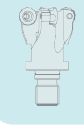
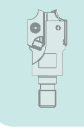
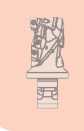
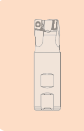
D e8



+ Preferred choice / Premier choix ○ Second choice / Second choix

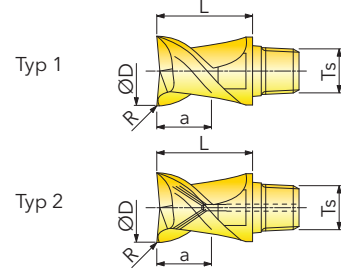

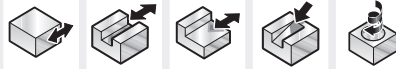
Designation Réf. de l'article	D	L	a	C	Ts	Z	Zs	kg	①
47C08005TQRU03	8	10	5	0,3	T5	4	2	0,006	WS-0043
47C10007T6RU03	10	13	7	0,3	T6	4	2	0,013	WS-0029
47C12009T8RU04	12	16,5	9	0,4	T8	4	2	0,025	WS-0030
47C16012TRRU06	16	20,5	12	0,6	T10	4	2	0,052	WS-0044
47C20015TSRU06	20	25,5	15	0,6	T12	4	2	0,096	WS-0059
47C25022TURU06	25	37	22	0,6	T15	4	2	0,217	WS-0061

① = Wrench / Clé de serrage



CHIP SURFER™ END MILL WITH CORNER RADIUS FOR ALUMINUM Z=2 FRAISE EN BOUT RAYONNÉE POUR ALUMINUM Z=2

FOR EXCHANGEABLE HEAD SYSTEM
POUR SYSTEME DE TETES INTERCHANGEABLES



Grade / Nuance
IN05S

P M K N_(K) S_(M) H_(PK)
+

D e8



+ Preferred choice / Premier choix ○ Second choice / Second choix

Designation Réf. de l'article	D	L	a	R	Ts	Typ	Z	IK	kg	①
45D08005TQRD05	8	10	5	0,5	T5	1	2		0,005	WS-0043
45D08005TQRD0501	8	10	5	0,5	T5	2	2	✓	0,005	WS-0043
45D10007T6RD05	10	13	7	0,5	T6	1	2		0,010	WS-0029
45D10007T6RD0501	10	13	7	0,5	T6	2	2	✓	0,010	WS-0029
45D10007T6RD10	10	13	7	1	T6	1	2		0,011	WS-0029
45D10007T6RD1001	10	13	7	1	T6	2	2	✓	0,011	WS-0029
45D12009T8RD05	12	16,5	9	0,5	T8	1	2		0,020	WS-0030
45D12009T8RD0501	12	16,5	9	0,5	T8	2	2	✓	0,020	WS-0030
45D12009T8RD10	12	16,5	9	1	T8	1	2		0,020	WS-0030
45D12009T8RD1001	12	16,5	9	1	T8	2	2	✓	0,020	WS-0030
45D16012TRRD0501	16	20,5	12	0,5	T10	2	2	✓	0,040	WS-0044
45D16012TRRD1001	16	20,5	12	1	T10	2	2	✓	0,040	WS-0044

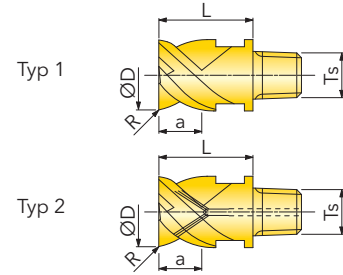
Diamond coating on request / revêtement diamant sur demande

① = Wrench / Clé de serrage

CHIP SURFER™ END MILL WITH CORNER RADIUS FOR ALUMINUM Z=3

FRAISE EN BOUT RAYONNÉE POUR ALUMINUM Z=3

FOR EXCHANGEABLE HEAD SYSTEM
POUR SYSTEME DE TETES INTERCHANGEABLES



Grade / Nuance

IN05S

P	M	K	N _(K)	S _(M)	H _(PK)
			+		

D e8



+ Preferred choice / Premier choix ○ Second choice / Second choix

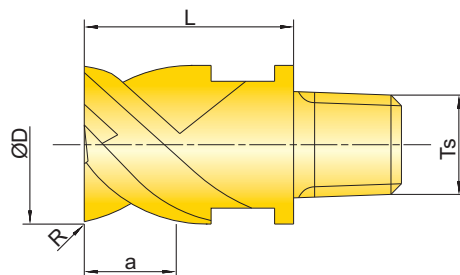
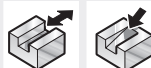
Designation Réf. de l'article	D	L	a	R	Ts	Typ	Z			
46D08005TQRD05	8	10	5	0,5	T5	1	3		0,006	WS-0043
46D10007T6RD05	10	13	7	0,5	T6	1	3		0,011	WS-0029
46D10007T6RD10	10	13	7	1	T6	1	3		0,011	WS-0029
46D12008T8RD05	12	16,5	8	0,5	T8	1	3		0,022	WS-0030
46D12008T8RD10	12	16,5	8	1	T8	1	3		0,022	WS-0030
46D12008T8RD30	12	16,5	8	3	T8	1	3		0,022	WS-0030
46J16010TRRD21	16	20,5	10	-	T10	1	3		0,047	WS-0044
46D16010TRRD10	16	20,5	10	1	T10	1	3		0,047	WS-0044
46D16010TRRD20	16	20,5	10	2	T10	1	3		0,047	WS-0044
46D16010TRRD30	16	20,5	10	3	T10	1	3		0,046	WS-0044
46D16010TRRD40	16	20,5	10	4	T10	1	3		0,047	WS-0044
46D20012TSRD05	20	25,5	12	0,5	T12	1	3		0,086	WS-0059
46D20012TSRD10	20	25,5	12	1	T12	1	3		0,085	WS-0059
46D20012TSRD20	20	25,5	12	2	T12	1	3		0,086	WS-0059
46D20012TSRD30	20	25,5	12	3	T12	1	3		0,085	WS-0059
46D20012TSRD40	20	25,5	12	4	T12	1	3		0,084	WS-0059
46D08005TQRD0501	8	10	5	0,5	T5	2	3	✓	0,006	WS-0043
46D10007T6RD0501	10	13	7	0,5	T6	2	3	✓	0,011	WS-0029
46D10007T6RD1001	10	13	7	1	T6	2	3	✓	0,011	WS-0029
46D12008T8RD0501	12	16,5	8	0,5	T8	2	3	✓	0,022	WS-0030
46D12008T8RD1001	12	16,5	8	1	T8	2	3	✓	0,022	WS-0030
46D12008T8RD3001	12	16,5	8	3	T8	2	3	✓	0,022	WS-0030
46J16010TRRD2101	16	20,5	10	-	T10	2	3	✓	0,047	WS-0044
46D16010TRRD1001	16	20,5	10	1	T10	2	3	✓	0,047	WS-0044
46D16010TRRD2001	16	20,5	10	2	T10	2	3	✓	0,047	WS-0044
46D16010TRRD3001	16	20,5	10	3	T10	2	3	✓	0,047	WS-0044
46D16010TRRD4001	16	20,5	10	4	T10	2	3	✓	0,047	WS-0044
46D20012TSRD0501	20	25,5	12	0,5	T12	2	3	✓	0,086	WS-0059
46D20012TSRD1001	20	25,5	12	1	T12	2	3	✓	0,086	WS-0059
46D20012TSRD2001	20	25,5	12	2	T12	2	3	✓	0,086	WS-0059
46D20012TSRD3001	20	25,5	12	3	T12	2	3	✓	0,086	WS-0059
46D20012TSRD4001	20	25,5	12	4	T12	2	3	✓	0,086	WS-0059

Diamond coating on request / revêtement diamant sur demande

① = Wrench / Clé de serrage

CHIP SURFER™ UNDERSIZE END MILL FRAISE EN BOUT SOUS COTÉE

FOR EXCHANGEABLE HEAD SYSTEM
POUR SYSTEME DE TETES INTERCHANGEABLES



Grade / Nuance
IN2005

P
 M
 K
 N_(K)
 S_(M)
 H_(PK)

D e8



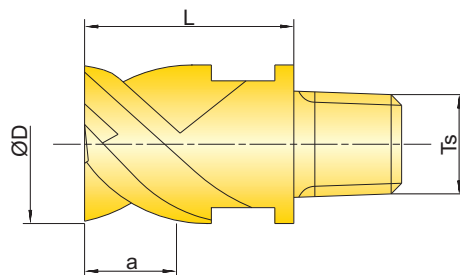
+ Preferred choice / Premier choix ○ Second choice / Second choix

Designation Réf. de l'article	D	L	a	R	Ts	Z	kg	①
46D07704TQRC02	7,7	10	4	0,2	T5	3	0,006	WS-0043
46D09705T6RC03	9,7	13	5	0,3	T6	3	0,010	WS-0029
46D11707T8RC03	11,7	16,5	7	0,3	T8	3	0,022	WS-0030
46D15708TRRC03	15,7	20,5	8	0,3	T10	3	0,049	WS-0044
46D19712TSRC04	19,7	25,5	12	0,4	T12	3	0,090	WS-0059

① = Wrench / Clé de serrage

CHIP SURFER™ END MILL Z=3 FRAISE EN BOUT À 3 DENTS

FOR EXCHANGEABLE HEAD SYSTEM
POUR SYSTEME DE TETES INTERCHANGEABLES



Grade / Nuance
IN2005

P
 M
 K
 N_(K)
 S_(M)
 H_(PK)

D e8



+ Preferred choice / Premier choix ○ Second choice / Second choix

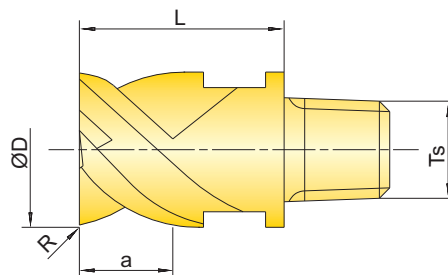
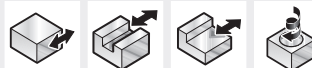
Designation Réf. de l'article	D	L	a	Ts	Z	kg	①
46J08005TQRD10	8	10	5	T5	3	0,006	WS-0043
46J10007T6RD13	10	13	7	T6	3	0,012	WS-0029
46J10012T6RD19	10	19	12	T6	3	0,016	WS-0029
46J12009T8RD17	12	16,5	9	T8	3	0,023	WS-0030
46J16012TRRD21	16	20,5	12	T10	3	0,049	WS-0044

① = Wrench / Clé de serrage

CHIP SURFER™ END MILL WITH CORNER RADIUS 30°

FRAISE EN BOUT RAYONNÉE À 30°

FOR EXCHANGEABLE HEAD SYSTEM
POUR SYSTEME DE TETES INTERCHANGEABLES



Grade / Nuance

P	M	K	N _(K)	S _(M)	H _(PK)
+	+	+		+	○

D e8



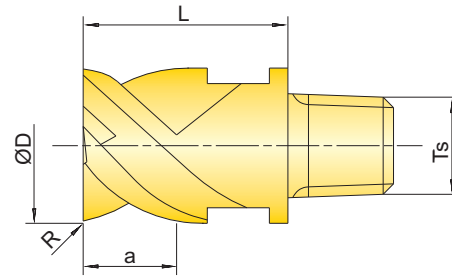
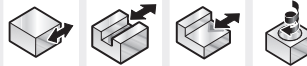
+ Preferred choice / Premier choix ○ Second choice / Second choix

Designation Réf. de l'article	D	L	a	R	Ts	Z	kg	①
47C11008T6RB02	11	16,5	8,4	-	T6	4	0,031	WS-0029
47D12009T8RB05	12	16,5	9	0,5	T8	4	0,024	WS-0030
47D12009T8RB10	12	16,5	9	1	T8	4	0,023	WS-0030
47C14011T8RB02	14	28	11,5	-	T8	4	0,037	WS-0030
47D16012TRRB05	16	20,5	12	0,5	T10	4	0,052	WS-0044
47D16012TRRB10	16	20,5	12	1	T10	4	0,052	WS-0044
47D16012TRRB15	16	20,5	12	1,5	T10	4	0,052	WS-0044
47D16012TRRB20	16	20,5	12	2	T10	4	0,052	WS-0044
47D16012TRRB30	16	20,5	12	3	T10	4	0,052	WS-0044
47D16012TRRB40	16	20,5	12	4	T10	4	0,052	WS-0044
47D20015TSRB05	20	25,5	15	0,5	T12	4	0,097	WS-0059
47D20015TSRB10	20	25,5	15	1	T12	4	0,096	WS-0059
47D20015TSRB20	20	25,5	15	2	T12	4	0,096	WS-0059
47D20015TSRB30	20	25,5	15	3	T12	4	0,096	WS-0059

① = Wrench / Clé de serrage

CHIP SURFER™ END MILL WITH CORNER RADIUS 45° FRAISE EN BOUT RAYONNÉE À 45°

FOR EXCHANGEABLE HEAD SYSTEM
POUR SYSTEME DE TETES INTERCHANGEABLES



Grade / Nuance
IN2005

P M K N_(K) S_(M) H_(PK)
+ + + + ○

D e8



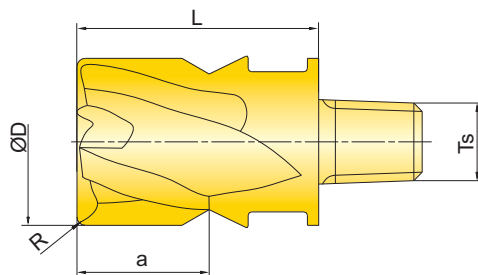
+ Preferred choice / Premier choix ○ Second choice / Second choix

Designation Réf. de l'article	D	L	a	R	Ts	Z	kg	^① 
47J06005TQRD10	6	10	5,5	-	T5	4	0,005	WS-0043
47J08005TQRD10	8	10	5	-	T5	4	0,006	WS-0043
47D08005TQRD05	8	10	5	0,5	T5	4	0,006	WS-0043
47D08005TQRD10	8	10	5	1	T5	4	0,006	WS-0043
47D08005TQRD15	8	10	5	1,5	T5	4	0,006	WS-0043
47J10007T6RD13	10	13	7	-	T6	4	0,013	WS-0029
47D10007T6RD05	10	13	7	0,5	T6	4	0,012	WS-0029
47D10007T6RD10	10	13	7	1	T6	4	0,013	WS-0029
47J12009T8RD17	12	16,5	9	-	T8	4	0,024	WS-0030
47D12009T8RD05	12	16,5	9	0,5	T8	4	0,023	WS-0030
47D12009T8RD10	12	16,5	9	1	T8	4	0,024	WS-0030
47J16012TRRD21	16	20,5	12	-	T10	4	0,052	WS-0044
47D16012TRRD05	16	20,5	12	0,5	T10	4	0,052	WS-0044
47D16012TRRD10	16	20,5	12	1	T10	4	0,052	WS-0044
47D16012TRRD15	16	20,5	12	1,5	T10	4	0,051	WS-0044
47D16012TRRD20	16	20,5	12	2	T10	4	0,051	WS-0044
47D16012TRRD30	16	20,5	12	3	T10	4	0,052	WS-0044
47D16012TRRD40	16	20,5	12	4	T10	4	0,051	WS-0044
47J20015TSRD26	20	25,5	15	-	T12	4	0,097	WS-0059

① = Wrench / Clé de serrage

CHIP SURFER™ FINISHING CUTTER WITH CORNER RADIUS 30° FRAISE DE FINITION RAYONNÉE À 30°

FOR EXCHANGEABLE HEAD SYSTEM
POUR SYSTEME DE TETES INTERCHANGEABLES



Grade / Nuance

P	M	K	N _(K)	S _(M)	H _(PK)
+	+	+		+	+

D e8



IN2005

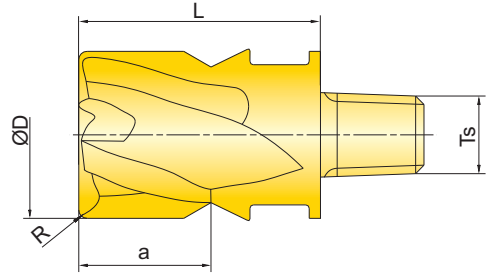
+ Preferred choice / Premier choix ○ Second choice / Second choix

Designation Réf. de l'article	D	L	a	R	Ts	Z	kg	①
48D10007T6RB05	10	13	7	0,5	T6	6	0,013	WS-0029
48D10007T6RB10	10	13	7	1	T6	6	0,013	WS-0029
48D10007T6RB15	10	13	7	1,5	T6	6	0,013	WS-0029
48D12009T8RB05	12	16,5	9	0,5	T8	6	0,025	WS-0030
48D12009T8RB10	12	16,5	9	1	T8	6	0,025	WS-0030
48D16012TRRB05	16	20,5	12	0,5	T10	8	0,055	WS-0044
48D16012TRRB10	16	20,5	12	1	T10	8	0,055	WS-0044
48D16012TRRB16	16	20,5	12	1,6	T10	8	0,054	WS-0044
48D16012TRRB20	16	20,5	12	2	T10	8	0,055	WS-0044
49D20015TSRB10	20	25,5	15	1	T12	10	0,108	WS-0059
49D20015TSRB20	20	25,5	15	2	T12	10	0,107	WS-0059

① = Wrench / Clé de serrage

CHIP SURFER™ FINISHING CUTTER WITH CORNER RADIUS 45°
FRAISE DE FINITION RAYONNÉE À 45°

FOR EXCHANGEABLE HEAD SYSTEM
 POUR SYSTEME DE TETES INTERCHANGEABLES



Grade / Nuance
 IN2005

P	M	K	N _(K)	S _(M)	H _(PK)
+	+	+		+	+

D e8

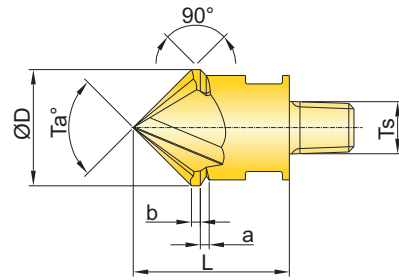


+ Preferred choice / Premier choix ○ Second choice / Second choix

Designation Réf. de l'article	D	L	a	R	Ts	Z	kg	^①
48D08005TQRD05	8	10	5	0,5	T5	6	0,007	WS-0043
48D08005TQRD10	8	10	5	1	T5	6	0,007	WS-0043
48D08005TQRD15	8	10	5	1,5	T5	6	0,007	WS-0043
48J10007T6RD13	10	13	7	-	T6	6	0,013	WS-0029
48D10007T6RD05	10	13	7	0,5	T6	6	0,013	WS-0029
48D10007T6RD10	10	13	7	1	T6	6	0,013	WS-0029
48D10007T6RD15	10	13	7	1,5	T6	6	0,015	WS-0029
48J12009T8RD17	12	16,5	9	-	T8	6	0,025	WS-0030
48D12009T8RD05	12	16,5	9	0,5	T8	6	0,025	WS-0030
48D12009T8RD10	12	16,5	9	1	T8	6	0,025	WS-0030
48D12009T8RD15	12	16,5	9	1,5	T8	6	0,025	WS-0030

^① = Wrench / Clé de serrage

FOR EXCHANGEABLE HEAD SYSTEM
 POUR SYSTEME DE TETES INTERCHANGEABLES



Grade / Nuance

P	M	K	N _(K)	S _(M)	H _(PK)
+	+	+	○	+	○

D h9

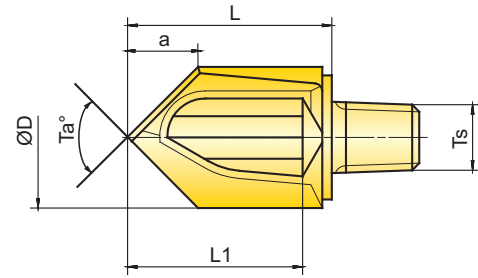


⊕ Preferred choice / Premier choix ○ Second choice / Second choix

Designation Réf. de l'article	D	L	Ta	a	b	Ts	Z	kg	①
46N09409TQRA45	9,4	12,5	90	0,9	1	T5	3	0,007	WS-0043
45N09809TQRA45	9,8	10,8	90	0,9	2,5	T5	2	0,006	WS-0043
46N11610T6RA45	11,6	16,5	90	1	1	T6	3	0,014	WS-0029
45N11814T6RA45	11,8	12	90	1,1	2	T6	2	0,009	WS-0030
45N15722T8RA45	15,7	14	90	2,2	2	T8	2	0,016	WS-0044

① = Wrench / Clé de serrage

FOR EXCHANGEABLE HEAD SYSTEM
 POUR SYSTEME DE TETES INTERCHANGEABLES



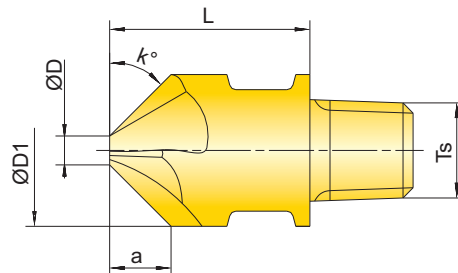
Grade / Nuance	P	M	K	N _(K)	S _(M)	H _(PK)	D	z9						
IN2005	+	+	+	○	+	○								

+ Preferred choice / Premier choix ○ Second choice / Second choix

Designation Réf. de l'article	D	L	L1	Ta	a	Ts	Z	kg	
45N08007TQRA45	8	9,75	7	90	3,7	T5	2	0,005	WS-0043
45N08307TQRA45	8,3	10	7,5	90	3,8	T5	2	0,005	WS-0043
45M10009T6RA30	10	11,75	9,5	60	7,8	T6	2	0,007	WS-0029
45N10010T6RA45	10	14,0	10,1	90	4,5	T6	2	0,009	WS-0029
45P10009T6RA60	10	12,7	9,5	120	2,7	T6	2	0,009	WS-0029
45N10409T6RA45	10,4	11,75	9	90	4,7	T6	2	0,009	WS-0029
45M12012T8RA30	12	15,2	12	60	9,3	T8	2	0,014	WS-0030
45N12012T8RA45	12	15,5	12	90	5,5	T8	2	0,016	WS-0030
45P12012T8RA60	12	15,2	12	120	3,5	T8	2	0,016	WS-0030
45N12412T8RA45	12,4	15,5	12	90	5,7	T8	2	0,016	WS-0030
45M16015TRRA30	16	20,3	15	60	12,7	T10	2	0,032	WS-0044
45N16016TRRA45	16	20,0	15,7	90	7,4	T10	2	0,037	WS-0044
45P16015TRRA60	16	19,9	15,5	120	4,4	T10	2	0,037	WS-0044
45N16515TRRA45	16,5	18,8	15	90	7,5	T10	2	0,034	WS-0044
45M20018TSRA30	20	24,7	18,5	60	15,5	T12	2	0,055	WS-0059
45N20018TSRA45	20	24,7	18,5	90	7,7	T12	2	0,058	WS-0059
45P20018TSRA60	20	21,1	14,9	120	5,9	T12	2	0,056	WS-0059

① = Wrench / Clé de serrage

FOR EXCHANGEABLE HEAD SYSTEM
 POUR SYSTEME DE TETES INTERCHANGEABLES



Grade / Nuance

P	M	K	N _(K)	S _(M)	H _(PK)
+	+	+	○	+	○

D e8



IN2005

+ Preferred choice / Premier choix ○ Second choice / Second choix

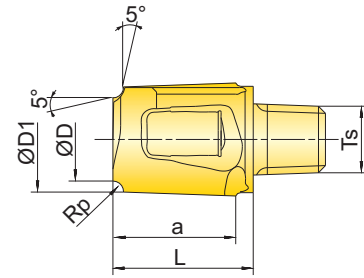
Designation Réf. de l'article	D	D1	L	κ	a	Ts	Z	kg	①
47N10002T6RA30	2	10	13	30	2,3	T6	4	0,014	WS-0029
47N12002T8RA30	2	12	16,5	30	2,9	T8	4	0,027	WS-0030
48N16003TRRA30	3	16	20,5	30	3,7	T10	6	0,061	WS-0044
48N20004TSRA30	5	20	25,5	30	4,3	T12	6	0,113	WS-0059
47N10004T6RA45	1,95	10	13	45	4	T6	4	0,013	WS-0029
47N12005T8RA45	1,95	12	16,5	45	5	T8	4	0,025	WS-0030
48N16006TRRA45	3	16	20,5	45	6,5	T10	6	0,056	WS-0044
48N20007TSRA45	5	20	25,5	45	7,5	T12	6	0,106	WS-0059
47N25010TURA45	5	25	25	45	10	T15	6	0,160	WS-0061
47N10007T6RA60	1,6	10	13	60	7,3	T6	4	0,010	WS-0029
47N12007T8RA60	3	12	16,5	60	7,8	T8	4	0,020	WS-0030
48N16010TRRA60	4	16	20,5	60	10	T10	6	0,047	WS-0044
48N20013TSRA60	5	20	25,5	60	13	T12	6	0,086	WS-0059

① = Wrench / Clé de serrage

CHIP SURFER™ CONCAVE RADIUS MILLING CUTTER Z=2

FRAISE RAYONNEE "CONCAVE" Z=2

FOR EXCHANGEABLE HEAD SYSTEM
POUR SYSTEME DE TETES INTERCHANGEABLES



Grade / Nuance	P	M	K	N _(K)	S _(M)	H _(PK)	D	h10	$\lambda = 10^\circ$	≤54 HRC		
IN2005	+	+	+	○	+	○						

+ Preferred choice / Premier choix ○ Second choice / Second choix

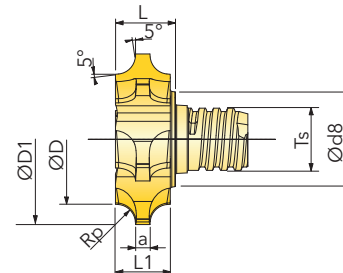
Designation Réf. de l'article	D	D1	L	a	Rp	Ts	Z	kg	
45R08007TQRA10	5,8	8	10,6	7,5	1	T5	2	0,005	WS-0043
45R10009T6RA16	6,8	10	12,5	9,5	1,6	T6	2	0,010	WS-0029
45R10009T6RA20	6	10	12,5	9,5	2	T6	2	0,009	WS-0029
45R10009T6RA25	5,1	10	12,5	9,5	2,5	T6	2	0,009	WS-0029
45R12012T8RA30	6,5	12,7	15,6	12	3	T8	2	0,018	WS-0030
45R12012T8RA40	4,7	12,7	15,6	12	4	T8	2	0,017	WS-0030
45R16015TRRA50	6,2	16	19,1	15	5	T10	2	0,035	WS-0044
45R20007TSRA60	8	20	17,4	7	6	T12	2	0,050	WS-0059

① = Wrench / Clé de serrage

CHIP SURFER™ CONCAVE RADIUS MILLING CUTTER Z=6

FRAISE RAYONNEE "CONCAVE" Z=6

FOR EXCHANGEABLE HEAD SYSTEM
POUR SYSTEME DE TETES INTERCHANGEABLES



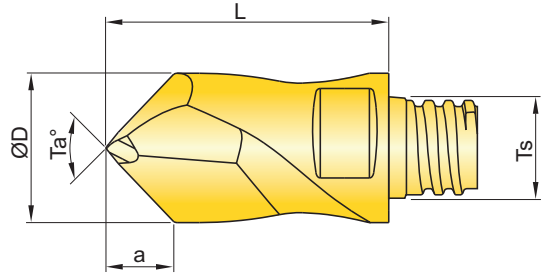
Grade / Nuance	P	M	K	N _(K)	S _(M)	H _(PK)	D	h10	$\lambda = 10^\circ$	≤44 HRC		
IN1530	+	+	+	○	+	○						

+ Preferred choice / Premier choix ○ Second choice / Second choix

Designation Réf. de l'article	D	D1	d8	L	L1	a	Rp	Ts	Z	
18S27756TRRP10	24,8	27,7	15,3	6	5,6	2,7	1	T10	6	DS-T40L
18S27773TRRP20	22,9	27,7	15,3	7,7	7,3	2,6	2	T10	6	DS-T40L
18S27789TRRP30	21,1	27,7	15,3	9,7	8,9	2,3	3	T10	6	DS-T40L
18S27799TRRP40	19,7	27,7	15,3	11,7	10,9	2,3	4	T10	6	DS-T40L

① = Screw driver / Tournevis

FOR EXCHANGEABLE HEAD SYSTEM
 POUR SYSTEME DE TETES INTERCHANGEABLES



Grade / Nuance

P	M	K	N _(K)	S _(M)	H _(PK)
+	+	+	+	+	

IN2005



⊕ Preferred choice / Premier choix ○ Second choice / Second choix

Designation

Réf. de l'article

D	L	Ta	a	Ts	Z
---	---	----	---	----	---

kg

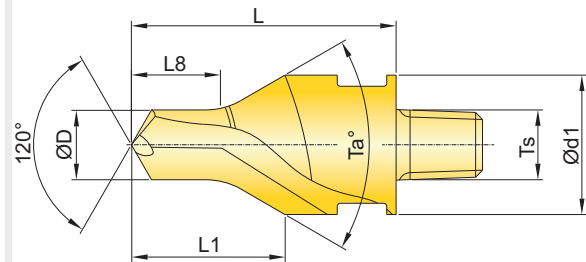
①



45Z08004TQRA45	8	15	90	5	T5	2	0,005	WS-0044
45Z10005TQRA45	10	19	90	5	T6	2	0,013	WS-0029
45Z12006T6RA45	12	23	90	6	T8	2	0,022	WS-0030
45Z16008TRRA45	16	28	90	8	T10	2	0,048	WS-0044

① = Wrench / Clé de serrage

FOR EXCHANGEABLE HEAD SYSTEM
 POUR SYSTEME DE TETES INTERCHANGEABLES



Grade / Nuance

P	M	K	N _(K)	S _(M)	H _(PK)
+	+	+	○	+	

IN2005

D z9



⊕ Preferred choice / Premier choix ○ Second choice / Second choix

Designation

Réf. de l'article

D	d1	L	L1	L8	Ta	Ts	Z
---	----	---	----	----	----	----	---

kg

①

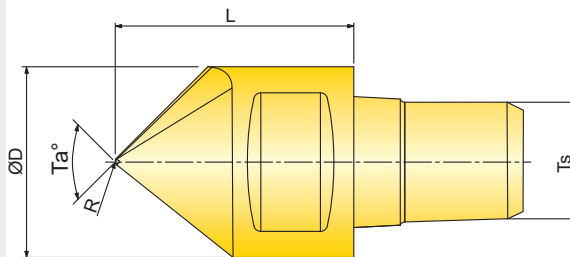


45Z03208TQRA15	3,28	8	15	8	4,6	59,5	T5	2	0,006	WS-0043
45Z04111T6RA19	4,12	10	19	11	5,9	59,5	T6	2	0,012	WS-0029
45Z05113T8RA23	5,13	12	23	13	7,2	59,5	T8	2	0,022	WS-0030
45Z06517TRRA28	6,46	16	28	17	8,9	59,5	T10	2	0,045	WS-0044

① = Wrench / Clé de serrage

CHIP SURFER™ ENGRAVING CUTTER 45°/60°/90° FRAISE POUR GRAVURE 45°/60°/90°

FOR EXCHANGEABLE HEAD SYSTEM
POUR SYSTEME DE TETES INTERCHANGEABLES



Grade / Nuance	P	M	K	N _(K)	S _(M)	H _(PK)
IN2005	+	+	+	+	+	○

+ Preferred choice / Premier choix ○ Second choice / Second choix

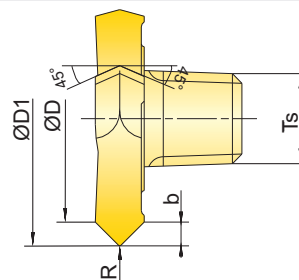


Designation Réf. de l'article	D	L	Ta	R	Ts	Z	kg	①
45Q00810TQRA22	8	10	45	0,2	T5	2	0,009	WS-0043
45Q00810TQRA30	8	10	60	0,2	T5	2	0,005	WS-0043
45Q00810TQRA45	8	10	90	0,2	T5	2	0,006	WS-0043

① = Wrench / Clé de serrage

CHIP SURFER™ SLOT MILL FOR CHAMFERING 45° Z=3 FRAISE A CHANFREINER "45°" A 3 DENTS

FOR EXCHANGEABLE HEAD SYSTEM
POUR SYSTEME DE TETES INTERCHANGEABLES



Grade / Nuance	P	M	K	N _(K)	S _(M)	H _(PK)	D	± 0,03
IN1530	+	+	+	+	+	○		

+ Preferred choice / Premier choix ○ Second choice / Second choix

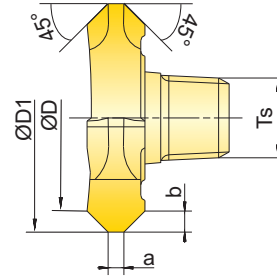


Designation Réf. de l'article	D	D1	b	R	Ts	Z	kg	①
16N17734T6RK14	14,9	17,7	1,4	0,1	T6	3	0,007	WS-0035
16N17734T6RP14	14,9	17,7	1,4	0,1	T6	3	0,007	WS-0035

① = Wrench / Clé de serrage

CHIP SURFER™ SLOT MILL FOR CHAMFERING 45° Z=4
FRAISE À CHANFREINER "45°" À 4 DENTS

FOR EXCHANGEABLE HEAD SYSTEM
 POUR SYSTEME DE TETES INTERCHANGEABLES



Grade / Nuance

P	M	K	N _(K)	S _(M)	H _(PK)
+	+	+	+	+	○

D ± 0,03



+ Preferred choice / Premier choix ○ Second choice / Second choix

Designation

Réf. de l'article

D D1 a b Ts Z



17N21755T8RK17

18,3 21,7 1,5 1,7 T8 4

0,020

WS-0036

17N21755T8RP17

18,3 21,7 1,5 1,7 T8 4

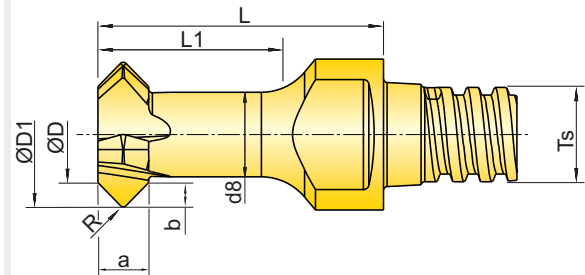
0,020

WS-0036

① = Wrench / Clé de serrage

CHIP SURFER™ SLOT MILL FOR CHAMFERING Z=4
FRAISE À CHANFREINER À 4 DENTS

FOR EXCHANGEABLE HEAD SYSTEM
 POUR SYSTEME DE TETES INTERCHANGEABLES



Grade / Nuance

P	M	K	N _(K)	S _(M)	H _(PK)
+	+	+	○	+	○

D



+ Preferred choice / Premier choix ○ Second choice / Second choix

Designation

Réf. de l'article

D D1 d8 L L1 a b R Ts Z



17N07727TQRK12

5,3 7,7 4,5 15,2 10,3 2,7 1,2 0,2 T5 4

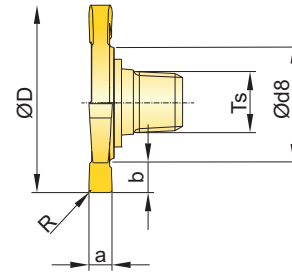
0,007

WS-0043

① = Wrench / Clé de serrage

CHIPOSURFER™ T-SLOT CUTTER FOR O-RING GROOVES Z=3 FRAISE À RAINURER EN "T" À 3 DENTS

FOR EXCHANGEABLE HEAD SYSTEM
POUR SYSTEME DE TETES INTERCHANGEABLES




Grade / Nuance
IN1530

P M K N_(K) S_(M) H_(PK)
+ + + + + ○

D ±0,03

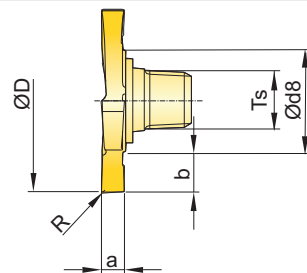


+ Preferred choice / Premier choix ○ Second choice / Second choix

Designation Réf. de l'article	D	d8	a	b	R	Ts	Z	kg	
16T15715T6RK01	15,7	10	1,5	2,8	0,1	T6	3	0,005	WS-0035
16T15715T6RP01	15,7	10	1,5	2,8	0,1	T6	3	0,005	WS-0035
16T15715T6RK02	15,7	10	1,57	2,8	0,2	T6	3	0,005	WS-0035
16T15720T6RK02	15,7	10	2	2,8	0,2	T6	3	0,006	WS-0035
16T15722T6RP11	15,7	10	2,2	2,8	1,1	T6	3	0,006	WS-0035
16T15724T6RK02	15,7	10	2,39	2,8	0,2	T6	3	0,006	WS-0035
16T15725T6RK02	15,7	10	2,5	2,8	0,2	T6	3	0,006	WS-0035
16T15730T6RK02	15,7	10	3	2,8	0,2	T6	3	0,007	WS-0035
16T15730T6RP02	15,7	10	3	2,8	0,2	T6	3	0,007	WS-0035
16T15731T6RK02	15,7	10	3,17	2,8	0,2	T6	3	0,007	WS-0035
16T17712T6RK00	17,7	10	1,2	3,8	0,05	T6	3	0,005	WS-0035
16T17712T6RP06	17,7	10	1,2	3,8	0,6	T6	3	0,005	WS-0035
16T17714T6RK00	17,7	10	1,4	3,8	0,05	T6	3	0,005	WS-0035
16T17715T6RK01	17,7	10	1,5	3,8	0,1	T6	3	0,005	WS-0035
16T17715T6RK02	17,7	10	1,57	3,8	0,2	T6	3	0,006	WS-0035
16T17717T6RK00	17,7	10	1,7	3,8	0,05	T6	3	0,006	WS-0035
16T17720T6RK02	17,7	10	2	3,8	0,2	T6	3	0,006	WS-0035
16T17720T6RP10	17,7	10	2	3,8	1	T6	3	0,006	WS-0035
16T17722T6RP11	17,7	10	2,2	3,8	1,1	T6	3	0,006	WS-0035
16T17723T6RK02	17,7	10	2,39	3,8	0,2	T6	3	0,007	WS-0035
16T17725T6RK02	17,7	10	2,5	3,8	0,2	T6	3	0,007	WS-0035
16T17730T6RK02	17,7	10	3	3,8	0,2	T6	3	0,008	WS-0035
16T17730T6RP15	17,7	10	3	3,8	1,5	T6	3	0,008	WS-0035
16T17731T6RK02	17,7	10	3,17	3,8	0,2	T6	3	0,008	WS-0035

① = Wrench / Clé de serrage

FOR EXCHANGEABLE HEAD SYSTEM
 POUR SYSTEME DE TETES INTERCHANGEABLES



Grade / Nuance


IN1530

P	M	K	N _(K)	S _(M)	H _(PK)
+	+	+	+	+	○

D ±0,03

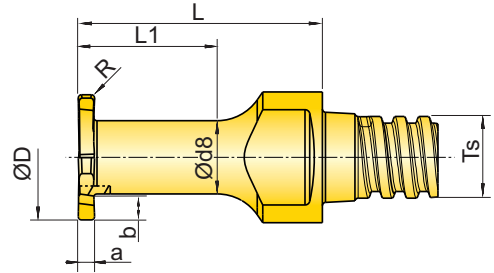


+ Preferred choice / Premier choix ○ Second choice / Second choix

Designation Réf. de l'article	D	d8	a	b	R	Ts	Z	kg	
17T21707T8RK00	21,7	18,7	0,76	1,5	-	T8	4	0,009	WS-0036
17T21708T8RK00	21,7	18,3	0,86	1,7	-	T8	4	0,009	WS-0036
17T21709T8RK00	21,7	17,9	0,96	1,9	-	T8	4	0,009	WS-0036
17T21710T8RK00	21,7	17,7	1	2	0,05	T8	4	0,009	WS-0036
17T21710T8RP00	21,7	17,7	1	2	0,05	T8	4	0,009	WS-0036
17T21712T8RK00	21,7	12,7	1,2	4,5	0,05	T8	4	0,009	WS-0036
17T21714T8RK00	21,7	12,7	1,4	4,5	0,05	T8	4	0,009	WS-0036
17T21715T8RK00	21,7	12,7	1,57	4,5	-	T8	4	0,009	WS-0036
17T21717T8RK01	21,7	12,7	1,7	4,5	0,1	T8	4	0,009	WS-0036
17T21717T8RP01	21,7	12,7	1,7	4,5	0,1	T8	4	0,010	WS-0036
17T21719T8RK02	21,7	12,7	1,95	4,5	0,2	T8	4	0,010	WS-0036
17T21720T8RK02	21,7	12,7	2	4,5	0,2	T8	4	0,005	WS-0036
17T21720T8RP02	21,7	12,7	2	4,5	0,2	T8	4	0,010	WS-0036
17T21722T8RK02	21,7	12,7	2,25	4,5	0,2	T8	4	0,012	WS-0036
17T21723T8RK02	21,7	12,7	2,39	4,5	0,2	T8	4	0,012	WS-0036
17T21725T8RK02	21,7	12,7	2,5	4,5	0,2	T8	4	0,012	WS-0036
17T21725T8RP02	21,7	12,7	2,5	4,5	0,2	T8	4	0,012	WS-0036
17T21727T8RK02	21,7	12,7	2,75	4,5	0,2	T8	4	0,013	WS-0036
17T21730T8RK02	21,7	12,7	3	4,5	0,2	T8	4	0,014	WS-0036
17T21730T8RP02	21,7	12,7	3	4,5	0,2	T8	4	0,014	WS-0036
17T21731T8RK02	21,7	12,7	3,17	4,5	0,2	T8	4	0,014	WS-0036
17T21732T8RK02	21,7	12,7	3,25	4,5	0,2	T8	4	0,014	WS-0036
17T21740T8RK02	21,7	12,7	4	4,5	0,2	T8	4	0,017	WS-0036
17T21740T8RP02	21,7	12,7	4	4,5	0,2	T8	4	0,017	WS-0036
17T21742T8RK02	21,7	12,7	4,25	4,5	0,2	T8	4	0,017	WS-0036
17T21747T8RK02	21,7	12,7	4,75	4,5	0,2	T8	4	0,019	WS-0036
17T21752T8RK02	21,7	12,7	5,25	4,5	0,2	T8	4	0,020	WS-0036
17T21740T8RP20	21,7	12,7	4	4,5	2	T8	4	0,016	WS-0036

① = Wrench / Clé de serrage

FOR EXCHANGEABLE HEAD SYSTEM
 POUR SYSTEME DE TETES INTERCHANGEABLES



Grade / Nuance
 IN2005

P	M	K	N _(K)	S _(M)	H _(PK)
+	+	+	○	+	○

D (D) +0/-0,05
 d (a) ±0,02

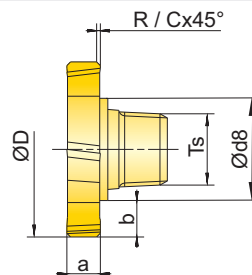


+ Preferred choice / Premier choix ○ Second choice / Second choix

Designation Réf. de l'article	D	d8	L	L1	a	b	R	Ts	Z	kg	^①
17T07707TQRK02	7,7	4,5	15	10	0,7	1,2	0,2	T5	4	0,007	WS-0043
17T07708TQRK02	7,7	4,5	15	10	0,8	1,2	0,2	T5	4	0,007	WS-0043
17T07709TQRK02	7,7	4,5	15	10	0,9	1,2	0,2	T5	4	0,007	WS-0043
17T07710TQRK02	7,7	4,5	15	10	1	1,2	0,2	T5	4	0,007	WS-0043
17T07715TQRK02	7,7	4,5	15	10	1,5	1,2	0,2	T5	4	0,007	WS-0043
17T07720TQRK02	7,7	4,5	15	10	2	1,2	0,2	T5	4	0,007	WS-0043

① = Wrench / Clé de serrage

FOR EXCHANGEABLE HEAD SYSTEM
 POUR SYSTEME DE TETES INTERCHANGEABLES



Grade / Nuance
 IN1030

P
M
K
N_(K)
S_(M)
H_(PK)
+ + + + + ○

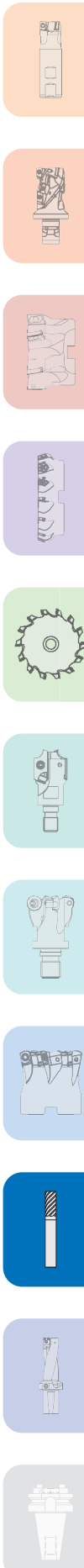
D (D) +0/ -0,05
 d (a) ±0,02



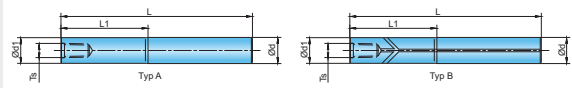
+ Preferred choice / Premier choix
 ○ Second choice / Second choix

Designation Réf. de l'article	D	d8	a	b	R	C	Ts	Z	kg	^①
18T13520QRN00	13,5	8,2	2	2,65	-	0,15	T5	6	0,003	DS-T20T
18T13525QRN00	13,5	8,2	2,5	2,65	-	0,15	T5	6	0,004	DS-T20T
18T13530QRN04	13,5	8,2	3	2,65	0,4	-	T5	6	0,006	DS-T20T
18T13540QRN04	13,5	8,2	4	2,65	0,4	-	T5	6	0,007	DS-T20T
18T16020T6RN04	16	10	2	3	0,4	-	T6	6	0,005	DS-T20T
18T16030T6RN04	16	10	3	3	0,4	-	T6	6	0,008	DS-A00T
18T16040T6RN04	16	10	4	3	0,4	-	T6	6	0,010	DS-A00T
18T16520T6RN04	16,5	10	2	3,25	0,4	-	T6	6	0,006	DS-T20T
18T16530T6RN04	16,5	10	3	3,25	0,4	-	T6	6	0,008	DS-A00T
18T16540T6RN04	16,5	10	4	3,25	0,4	-	T6	6	0,010	DS-T30T
18T19540T8RN04	19,5	11,8	4	3,25	0,4	-	T8	6	0,016	DS-T30T
18T19550T8RN04	19,5	11,8	5	3,25	0,4	-	T8	6	0,019	DS-T30T
18T19560T8RN04	19,5	11,8	6	3,25	0,4	-	T8	6	0,022	DS-T30T
18T22550T8RN04	22,5	11,8	5	4,75	0,4	-	T8	6	0,020	DS-T40L
18T22560T8RN04	22,5	11,8	6	4,75	0,4	-	T8	6	0,024	DS-T40L
18T22580T8RN04	22,5	11,8	8	4,75	0,4	-	T8	6	0,030	DS-T40L
18T25060T8RN04	25	11,2	6	5,9	0,4	-	T8	6	0,029	DS-T50L
18T25080T8RN04	25	11,2	8	5,9	0,4	-	T8	6	0,038	DS-T50L
18T25050TRRN04	25	16,4	5	4,3	0,4	-	T10	6	0,032	DS-T50L
18T25060TRRN04	25	16,4	6	4,3	0,4	-	T10	6	0,037	DS-T50L
18T25080TRRN04	25	16,4	8	4,3	0,4	-	T10	6	0,045	DS-T50L
18T27725TRRN02	27,7	15,7	2,5	6	0,2	-	T10	6	0,024	DS-T40L
18T27752TRRN02	27,7	15,7	5,25	6	0,2	-	T10	6	0,039	DS-T40L
18T27799TRRN02	27,7	15,7	10	6	0,2	-	T10	6	0,064	DS-T40L


① = Screw driver / Tournevis



cylindrical shank / Queue Cylindrique



CHIP-SURFER connection / CHIP-SURFER connexion

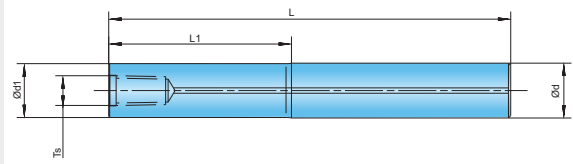
Designation Réf. de l'article	d	d1	L	L1	Ts	Typ		
S008T05SA015	8	7,6	60	15	T5	A		0,022
S008T05SA070	8	8	70	-	T5	A		0,026
S012T05SA150	12	12	150	-	T5	A		0,130
S010T06SA020	10	9,5	75	17,5	T6	A		0,051
S010T06DA020	10	9,5	75	17,5	T6	B	✓	0,037
S010T06SA010	10	10	80	-	T6	A		0,055
S010T06DA010	10	10	80	-	T6	B	✓	0,037
S016T06SA200	16	16	200	-	T6	A		0,326
S012T08SA015	12	11,5	90	10,5	T8	A		0,083
S012T08DA015	12	11,5	90	10,5	T8	B	✓	0,076
S012T08SA012	12	12	90	-	T8	A		0,084
S012T08DA012	12	12	90	-	T8	B	✓	0,077
S020T08SA250	20	20	250	-	T8	A		0,600
S016T10SA018	16	15,2	100	18	T10	A		0,154
S016T10DA018	16	15,2	100	48	T10	B	✓	0,134
S016T10SA016	16	16	100	-	T10	A		0,156
S016T10DA016	16	16	100	-	T10	B	✓	0,141
S025T10SA250	25	25	250	-	T10	A		0,938
S020T12SA025	20	18,3	120	25	T12	A		0,270
S020T12DA025	20	18,3	120	70	T12	B	✓	0,250
S025T15SA035	25	23,9	135	35	T15	A		0,474
S032T15SA009	32	23,9	100	9	T15	A		0,300

CHIP-SURFER™ CYLINDRICAL STEEL SHANK WITH IC CENTRAL
RALLONGE CYLINDRIQUE EN ACIER AVEC ARROSAGE AU CENTRE

cylindrical shank / Queue Cylindrique



CHIP-SURFER connection / CHIP-SURFER connexion



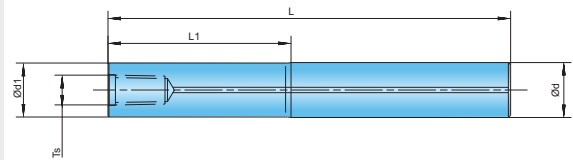
Designation Réf. de l'article	d	d1	L	L1	Ts	IK	kg
S010T06DA012-01	10	9,6	75	12	T6	✓	0,040
S012T08DA014-01	12	11,5	90	14	T8	✓	0,077
S012T08DA042-01	12	11,5	90	42	T8	✓	0,082
S016T10DA020-01	16	15,3	100	20	T10	✓	0,120
S016T10DA042-01	16	15,3	100	42	T10	✓	0,135
S020T12DA048-01	20	18,3	120	48	T12	✓	0,200
S020T12DA025-01	20	18,3	120	25	T12	✓	0,120
S025T15DA035-01	25	23,9	135	35	T15	✓	0,424
S025T15DA050-01	25	23,9	135	50	T15	✓	0,400

CHIP-SURFER™ CYLINDRICAL CARBIDE SHANK WITH IC CENTRAL
RALLONGE CYLINDRIQUE EN CARBURE AVEC ARROSAGE AU CENTRE

cylindrical shank / Queue Cylindrique

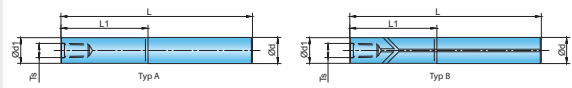


CHIP-SURFER connection / CHIP-SURFER connexion





Designation Réf. de l'article	d	d1	L	L1	Ts	IK	kg
S012T08CA020-02	12	11,5	90	20	T8	✓	0,082
S012T08CA040-02	12	11,5	90	40	T8	✓	0,108
S012T08CA060-01	12	11,5	110	60	T8	✓	0,118
S012T08CA080-01	12	11,5	130	80	T8	✓	0,172
S016T10CA040-03	16	15,3	90	40	T10	✓	0,168
S016T10CA060-02	16	15,3	110	60	T10	✓	0,168
S020T12CA040-01	20	18,3	90	40	T12	✓	0,300
S020T12CA080-01	20	18,3	130	80	T12	✓	0,438
S020T12CA120-01	20	18,3	200	120	T12	✓	0,700

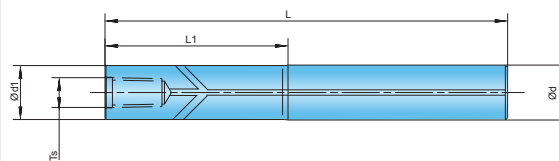
cylindrical shank / Queue Cylindrique



CHIP-SURFER connection / CHIP-SURFER connexion

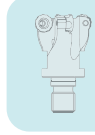
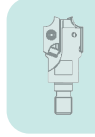
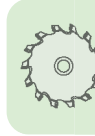
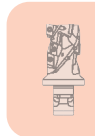
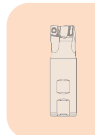
Designation Réf. de l'article	d	d1	L	L1	Ts	Typ		
S008T05CA020	8	7,6	70	18	T5	A		0,042
S008T05CA040	8	7,6	90	38	T5	A		0,056
S008T05CA060	8	7,6	110	57,9	T5	A		0,068
S010T06CA020	10	9,6	70	18	T6	A		0,077
S010T06CA040	10	9,6	90	38	T6	A		0,062
S010T06CA060	10	9,6	110	57,9	T6	A		0,110
S010T06CA064	10	10	100	-	T6	A		0,104
S010T06CA100	10	9,6	150	100	T6	A		0,152
S012T08CA020	12	11,5	70	17,9	T8	A		0,096
S012T08CA040	12	11,5	90	37,9	T8	A		0,121
S012T08CA060	12	11,5	110	57,8	T8	A		0,156
S012T08CA080	12	11,5	130	77,8	T8	A		0,188
S012T08CA078	12	12	100	-	T8	B	✓	0,124
S016T10CA040	16	15,2	90	37,5	T10	A		0,214
S016T10CA060	16	15,2	110	57,4	T10	A		0,266
S016T10CA080	16	15,2	130	77,4	T10	A		0,320
S016T10CA100	16	15,2	150	97,4	T10	A		0,374
S020T12CA040	20	18,3	90	36,6	T12	A		0,318
S020T12CA080	20	18,3	130	76,5	T12	A		0,470
S020T12CA120	20	18,3	200	116,5	T12	A		0,760
S025T15CA060	25	23,9	120	57	T15	A		0,640
S025T15CA100	25	23,9	170	97	T15	A		0,958
S025T15CA150	25	23,9	250	147	T15	A		1,452

cylindrical shank / Queue Cylindrique

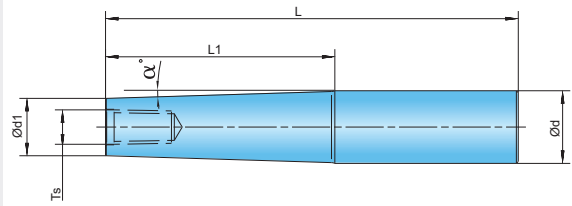


CHIP-SURFER connection / CHIP-SURFER connexion

Designation Réf. de l'article	d	d1	L	L1	Ts		kg
S008T05HA020	8	7,6	70	20	T5		0,056
S008T05HA040	8	7,6	90	40	T5		0,065
S008T05HA060	8	7,6	110	60	T5		0,088
S010T06HA020	10	9,6	70	20	T6	✓	0,078
S010T06HA040	10	9,6	90	40	T6	✓	0,100
S010T06HA060	10	9,6	110	60	T6	✓	0,120
S012T08HA020	12	11,5	70	20	T8	✓	0,114
S012T08HA040	12	11,5	90	40	T8	✓	0,148
S012T08HA060	12	11,5	110	60	T8	✓	0,180
S012T08HA080	12	11,5	130	80	T8	✓	0,212
S016T10HA020	16	15,2	70	20	T10	✓	0,208
S016T10HA040	16	15,2	90	40	T10	✓	0,270
S016T10HA060	16	15,2	110	60	T10	✓	0,326
S016T10HA080	16	15,2	130	80	T10	✓	0,390
S016T10HA100	16	15,2	150	100	T10	✓	0,452
S020T12HA040	20	18,3	90	40	T12	✓	0,412
S020T12HA080	20	18,3	130	80	T12	✓	0,590
S020T12HA120	20	18,3	200	120	T12	✓	0,920



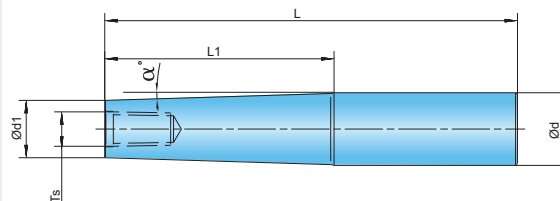
cylindrical shank / Queue Cylindrique



CHIP-SURFER connection / CHIP-SURFER connexion

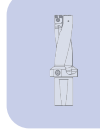
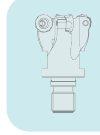
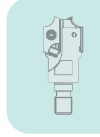
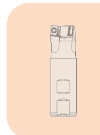
Designation Réf. de l'article	d	d1	L	L1	α	Ts	kg
S016T06SK034	16	9,6	125	34	5,0	T6	0,193
S016T06SK045	16	9,6	160	45	1,0	T6	0,120
S016T08SK022	16	11,5	140	22	5,0	T8	0,220
S020T08SK080	20	11,5	170	80	3,0	T8	0,303
S025T12SK040	25	18,3	160	40	4,8	T12	0,110
S025T12SK100	25	18,3	210	100	2,0	T12	0,656
S032T12SK080	32	18,3	190	80	4,9	T12	0,560
S040T15SK100	40	23,9	250	100	9,2	T15	2,115

cylindrical shank / Queue Cylindrique



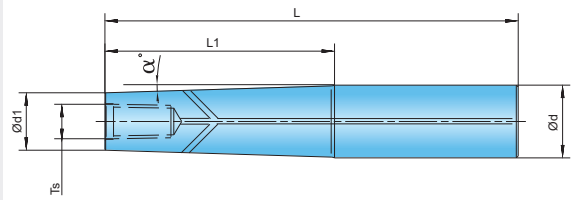
CHIP-SURFER connection / CHIP-SURFER connexion

Designation Réf. de l'article	d	d1	L	L1	α	Ts	kg
S012T05CK060	12	7,6	110	54,7	1,5	T5	0,126
S012T05CK080	12	7,6	130	76,1	1,5	T5	0,148
S016T05CK100	16	7,6	150	90,1	1,5	T5	0,275
S012T06CK060	12	9,6	110	60	1,5	T6	0,110
S016T06CK080	16	9,6	130	80	1,5	T6	0,260
S016T06CK100	16	9,6	150	94,1	1,5	T6	0,272
S016T06CK120	16	9,6	170	115,5	1,5	T6	0,110
S016T08CK080	16	11,5	130	76	1,5	T8	0,282
S016T08CK100	16	11,5	150	96,4	1,3	T8	0,330
S020T08CK120	20	11,5	170	110,4	1,5	T8	0,473
S020T10CK100	20	15,2	150	96,1	1,4	T10	0,100
S020T10CK120	20	15,2	170	116,5	1,1	T10	0,608
S020T10CK140	20	15,2	190	140	1,0	T10	0,682
S020T10CK160	20	15,2	210	160	0,9	T10	0,754
S025T12CK120	25	18,3	180	114,2	1,6	T12	0,914
S025T12CK140	25	18,3	250	135,6	1,35	T12	1,396
S032T15CK150	32	23,9	250	143,3	3,1	T15	1,884
S032T15CK200	32	23,9	300	195,7	2,3	T15	2,616





CHIP-SURFER™ CONICAL HEAVY METAL SHANK
RALLONGE CONIQUE EN MÉTAL LOURD (TÊTE VISSÉE)

cylindrical shank / Queue Cylindrique



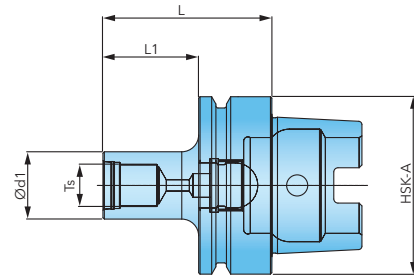
CHIP-SURFER connection / CHIP-SURFER connexion

Designation Réf. de l'article	d	d1	L	L1	α	Ts		 kg
S012T05HK060	12	7,6	110	60	1,5	T5		0,140
S012T05HK080	12	7,6	130	80	1,5	T5		0,164
S012T06HK060	12	9,6	110	60	1,5	T6	✓	0,170
S016T06HK080	16	9,6	130	80	1,5	T6	✓	0,285
S016T06HK100	16	9,6	150	100	1,5	T6	✓	0,405
S016T06HK120	16	9,6	170	120	1,5	T6	✓	0,545
S016T08HK080	16	11,5	130	80	1,5	T8	✓	0,320
S016T08HK100	16	11,5	150	100	1,3	T8	✓	0,384
S020T08HK120	20	11,5	170	120	1,5	T8	✓	0,526
S020T10HK100	20	15,2	150	100	1,2	T10	✓	0,596
S020T10HK120	20	15,2	170	120	1,1	T10	✓	0,701
S020T10HK140	20	15,2	190	140	1,0	T10	✓	0,835
S020T10HK160	20	15,2	210	160	0,9	T10	✓	0,973
S025T12HK120	25	18,3	180	120	1,6	T12	✓	1,154
S025T12HK140	25	18,3	250	140	1,35	T12	✓	1,354
S025T12HK140-01	25	18,3	200	150	1,35	T12	✓	1,207
S025T12HK160-01	25	18,3	250	160	1,35	T12	✓	1,765

CHIP-SURFER™ HSK-A63 ADAPTION
HSK-A63 MANDRIN PORTE FRAISE CHIP-SURFER




DIN 69893 / DIN 69893



CHIP-SURFER connection / CHIP-SURFER connexion

Designation Réf. de l'article	d1	L	L1	Ts	HSK-A	kg
HSKA63T06X50	9,5	50	18	T6	63	0,705
HSKA63T08X50	11,5	50	18	T8	63	0,716
HSKA63T10X55	15,2	55	23	T10	63	0,730
HSKA63T12X55	18,3	55	23	T12	63	0,400
HSKA63T15X60	23,9	60	28	T15	63	0,760

SPARE PARTS
ACCESSOIRES



Z2

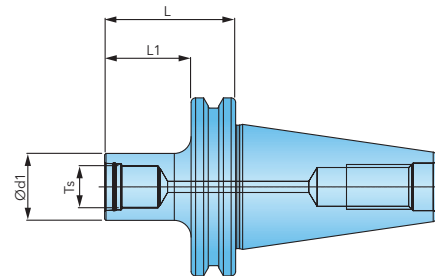
Z2

① = Coolant tube / Tube de lubrification ② = Socket wrench / Clé de fixation

CHIP-SURFER™ DIN 69871-A40 ADAPTION
DIN 69871-A40 MANDRIN PORTE FRAISE CHIP-SURFER



DIN 69871 / DIN 69871



CHIP-SURFER connection / CHIP-SURFER connexion

Designation Réf. de l'article	d1	L	L1	Ts	SK	kg
DIN6987140T06X40	9,5	40	15	T6	40	0,858
DIN6987140T08X45	11,5	45	20	T8	40	0,869
DIN6987140T10X50	15,2	50	25	T10	40	0,884
DIN6987140T12X50	18,3	50	25	T12	40	0,898
DIN6987140T15X50	23,9	50	25	T15	40	0,928

SPARE PARTS
ACCESSOIRES

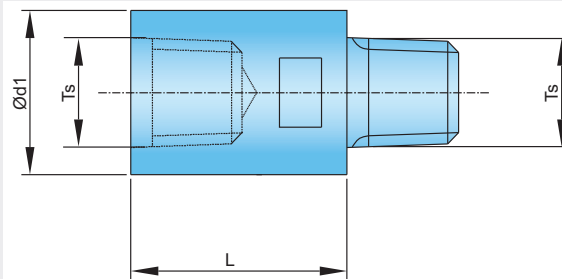


Z1

① = Draw bolt / Tirette

CHIP-SURFER™ CARBIDE EXTENSION TS RALLONGE

CHIP-SURFER connection / CHIP-SURFER connexion

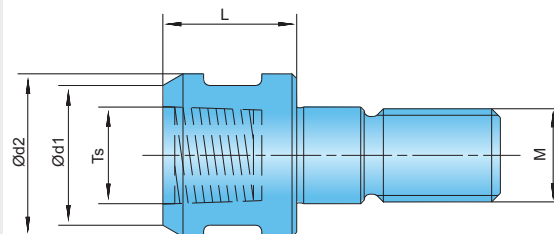


CHIP-SURFER connection / CHIP-SURFER connexion

Designation Réf. de l'article	d1	L	Ts	kg
T05T05SA-10	7,6	25,4	T5	0,022
T06T06SA-10	9,3	25,4	T6	0,020
T08T08SA-10	11,5	25,4	T8	0,020
T10T10SA-15	15,2	38,1	T10	0,076
T12T12SA-15	18,3	38,1	T12	0,106
T15T15SA-17	23,9	45	T15	0,210

CHIP-SURFER™ EXTENSION FOR METRIC THREAD EXTENSION POUR FILETAGE METRIQUE

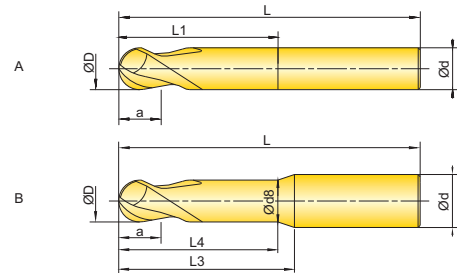

screw-in type connection / Tête vissée



CHIP-SURFER connection / CHIP-SURFER connexion

Designation Réf. de l'article	d1	d2	L	M	Ts	kg
MOD06T06SK016	9,3	9,7	16	M6	T6	0,010
MOD08T06SK016	9,6	13	16	M8	T6	0,020
MOD08T08SK016	11,7	13	16	M8	T8	0,025
MOD08T08SK025	11,7	13	25	M8	T8	0,028
MOD08T06SK025	9,3	13	25	M8	T6	0,020
MOD10T06SK025	9,6	18	25	M10	T6	0,036
MOD10T08SK020	11,7	18	20	M10	T8	0,038
MOD10T08SK025	11,7	18	25	M10	T8	0,033
MOD12T08SK020	11,7	21	20	M12	T8	0,048
MOD12T08SK025	11,7	21	25	M12	T8	0,040

ADAPTION ACC. TO DIN 6535 HA
 ATTACHEMENT DIN 6535 HA

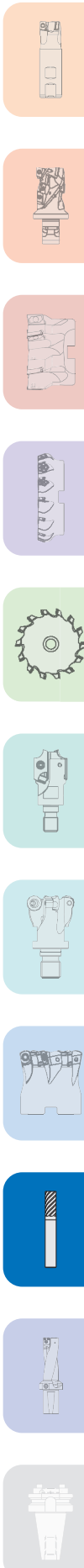


Grade / Nuance	P	M	K	N _(K)	S _(M)	H _(PK)	D	e8	$\lambda = 30^\circ$	≤ 44 HRC		
IN2005	+	+	+		+	○	d	h6				

+ Preferred choice / Premier choix ○ Second choice / Second choix

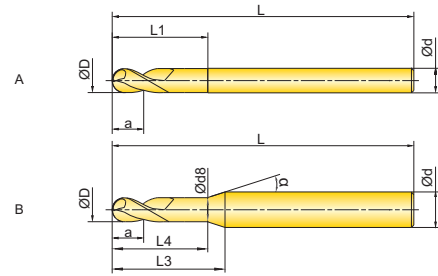
Designation Réf. de l'article	D	d	d8	L	L1	L3	L4	a	Typ	Z	kg
45B02004T9RB380 ¹⁾	2	3	-	38	-	10	6	4	B	2	0,003
45B02003T7RB570 ¹⁾	2	6	1,8	57	-	20	8	3	B	2	0,003
45B03005T9RB380	3	3	-	38	-	-	-	5	A	2	0,004
45B03004T7RB570 ¹⁾	3	6	2,8	57	-	20	10	3,5	B	2	0,023
45B04007U0RB500	4	4	-	50	-	-	-	7	A	2	0,008
45B04004T7RB570 ¹⁾	4	6	3,8	57	-	20	12	4	B	2	0,012
45B04007T7RB570 ¹⁾	4	6	-	57	-	13	10	7	B	2	0,020
45B05008U1RB500	5	5	-	50	-	-	-	8	A	2	0,013
45B05005T7RB570 ¹⁾	5	6	4,7	57	-	20	14	5	B	2	0,017
45B05008T7RB570 ¹⁾	5	6	-	57	-	12	10	8	B	2	0,020
45B06006T7RB570	6	6	5,6	57	20	-	-	6	A	2	0,024
45B06008T7RB570	6	6	-	57	-	-	-	8	A	2	0,021
45B08007T0RB630	8	8	7,6	63	25	-	-	7	A	2	0,025
45B08011T0RB630	8	8	-	63	-	-	-	11	A	2	0,040
45B10008T1RB720	10	10	9,6	72	30	-	-	8	A	2	0,045
45B10013T1RB720	10	10	-	72	-	-	-	13	A	2	0,070
45B12014T2RB830	12	12	-	83	-	-	-	14	A	2	0,112
45B16016T3RB930	16	16	-	93	-	-	-	16	A	2	0,221

¹⁾ Conical type / Type conique



SOLIDOCARBIDE™ 2 FLUTE BALL NOSE - LONG LENGTH
FRAISE HÉMISPÉRIQUE SÉRIE LONGUE-Z2

ADAPTION ACC. TO DIN 6535 HA
 ATTACHEMENT DIN 6535 HA



Grade / Nuance
 IN2005

P M K N_(K) S_(M) H_(PK)
 + + + + ○

D d e8 h6

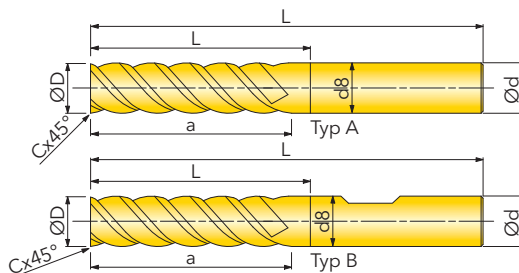
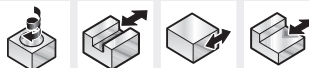


+ Preferred choice / Premier choix ○ Second choice / Second choix

Designation Réf. de l'article	D	d	d8	L	L1	L3	L4	α	a	Typ	Z
45B02003T7RB800 ¹⁾	2	6	1,8	80	-	40	8	4	3	B	2
45B03004T7RB800 ¹⁾	3	6	2,8	80	-	40	12	3,5	3,5	B	2
45B04004T7RB800 ¹⁾	4	6	3,8	80	-	40	20	4	4	B	2
45B06006T7RB800	6	6	5,6	80	40	-	-	-	6	A	2
45B06006TORB100 ¹⁾	6	8	5,6	100	-	60	25	2	6	B	2
45B08007TORB100	8	8	7,6	100	60	-	-	-	7	A	2
45B08007T1RB120 ¹⁾	8	10	7,6	120	-	60	32	2,5	7	B	2
45B10008T1RB120	10	10	9,6	120	75	-	-	-	8	A	2

¹⁾Conical type / Type conique

ADAPTION ACC. TO DIN 6535 HA / 6535 HB
 ATTACHEMENT DIN 6535 HA / 6535 HB



Grade / Nuance

IN2005

P	M	K	N _(K)	S _(M)	H _(PK)
+	+	+		+	○

D

d

e8

h6



⊕ Preferred choice / Premier choix ○ Second choice / Second choix

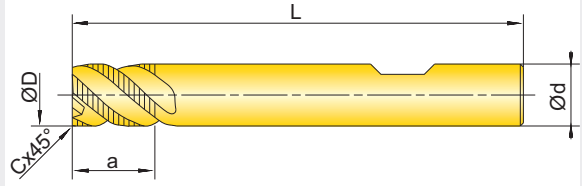
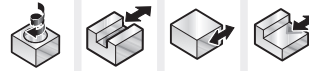
Designation Réf. de l'article	D	d	d8	L	L1	a	C	Typ	Z	kg
47C03008T7RQ010 ¹⁾	3	6	2,8	57	11	8	0,1	A	4	0,019
47C04010T7RQ010 ¹⁾	4	6	3,8	57	14	10	0,15	A	4	0,019
47C05012T7RQ010 ¹⁾	5	6	4,8	57	17	12	0,18	A	4	0,019
47C06014T7RQ020 ¹⁾	6	6	5,8	57	20	14	0,25	A	4	0,020
47C06014WERQ020 ²⁾	6	6	5,8	57	20	14	0,25	B	4	0,020
47C08018T0RQ030 ¹⁾	8	8	7,8	63	26	18	0,3	A	4	0,039
47C08018W0RQ030 ²⁾	8	8	7,8	63	26	18	0,3	B	4	0,038
47C10022T1RQ040 ¹⁾	10	10	9,8	72	32	22	0,4	A	4	0,068
47C10022W1RQ040 ²⁾	10	10	9,8	72	32	22	0,4	B	4	0,067
47C12026T2RQ050 ¹⁾	12	12	11,7	83	38	26	0,5	A	4	0,113
47C12026W2RQ050 ²⁾	12	12	11,7	83	38	26	0,5	B	4	0,112
47C16034T3RQ060 ¹⁾	16	16	15,7	100	50	34	0,6	A	4	0,238
47C16034W3RQ060 ²⁾	16	16	15,7	100	50	34	0,6	B	4	0,237
47C20042T4RQ060 ¹⁾	20	20	19,7	110	60	42	0,6	A	4	0,395
47C20042W4RQ060	20	20	19,7	110	60	42	0,6	B	4	0,392
47C25052T5RQ060 ¹⁾	25	25	24,6	121	65	52	0,6	A	4	0,671
47C25052W5RQ060 ²⁾	25	25	24,6	121	65	52	0,6	B	4	0,663
47C06015WERQ021 ²⁾	6	6	-	57	-	15	0,2	B	5	0,020
47C08020T0RQ021 ¹⁾	8	8	-	63	-	20	0,25	A	5	0,040
47C08020W0RQ021 ²⁾	8	8	-	63	-	20	0,25	B	5	0,039
47C10025T1RQ031 ¹⁾	10	10	-	72	-	25	0,3	A	5	0,069
47C10025W1RQ031 ²⁾	10	10	-	72	-	25	0,3	B	5	0,068
47C12030T2RQ041 ¹⁾	12	12	-	83	-	30	0,4	A	5	0,113
47C12030W2RQ041 ²⁾	12	12	-	83	-	30	0,4	B	5	0,112
47C16040T3RQ051 ¹⁾	16	16	-	100	-	40	0,5	A	5	0,236
47C16040W3RQ051 ²⁾	16	16	-	100	-	40	0,5	B	5	0,233
47C20050T4RQ051 ¹⁾	20	20	-	125	-	50	0,5	A	5	0,463
47C20050W4RQ051 ²⁾	20	20	-	125	-	50	0,5	B	5	0,459

HPC rougher & finisher unequally spaced / Fraise HPC ébauche & finition à pas inégal

¹⁾ DIN 6535 HA / DIN 6535 HA; ²⁾ DIN 6535 HB / DIN 6535 HB

SOLID CARBIDE™ 4-7 FLUTE ROUGHERS - 1XD
FRAISÉ ÉBAUCHE-1XD-Z4 À Z7


ADAPTION ACC. TO DIN 6535 HB
 ATTACHEMENT DIN 6535 HB



Grade / Nuance
 IN2005

P	M	K	N _(K)	S _(M)	H _(PK)
+	+	+		+	○

D d e9 h6



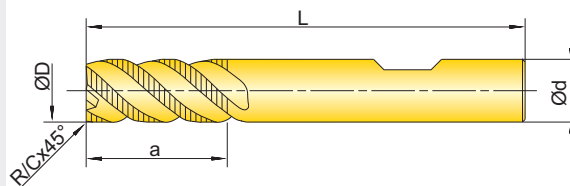
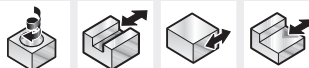
+ Preferred choice / Premier choix ○ Second choice / Second choix

Designation Réf. de l'article	D	d	L	a	C	Z	kg
47C05005WERN020	5	6	57	5	0,2	4	0,021
47C06006WERN030	6	6	57	6	0,25	4	0,021
47C08008WORN030	8	8	63	8	0,3	4	0,042
47C10010W1RN030	10	10	72	10	0,35	4	0,073
47C12012W2RN030	12	12	83	12	0,35	4	0,122
47C16016W3RN030 ¹⁾	16	16	92	16	0,35	5	0,237
48C20020W4RN030 ¹⁾	20	20	104	20	0,35	7	0,427

¹⁾ 5 or 7 flutes no center milling / 5 ou 7 dents pas de coupe au centre

SOLID CARBIDE™ 4-7 FLUTE ROUGHERS - 2XD
FRAISE ÉBAUCHE-2XD-Z4 A Z7

ADAPTION ACC. TO DIN 6535 HB
 ATTACHEMENT DIN 6535 HB



Grade / Nuance

P	M	K	N _(K)	S _(M)	H _(PK)
+	+	+		+	○

D

d

e9

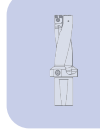
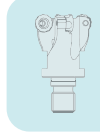
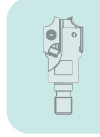
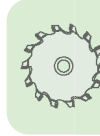
h6



⊕ Preferred choice / Premier choix ○ Second choice / Second choix

Designation Réf. de l'article	D	d	L	a	R	C	Z	kg
47C05010WERN020	5	6	57	10	-	0,2	4	0,020
47C06012WERN020	6	6	57	12	-	0,25	4	0,020
47C08016WORN030	8	8	63	16	-	0,3	4	0,039
47C10020W1RN030	10	10	72	20	-	0,35	4	0,068
47C12024W2RN030	12	12	83	24	-	0,35	4	0,112
47D12024W2RN120	12	12	83	24	1,2	-	4	0,113
47C16032W3RN030 ¹⁾	16	16	92	32	-	0,35	5	0,218
48C20040W4RN030 ¹⁾	20	20	104	40	-	0,35	7	0,392

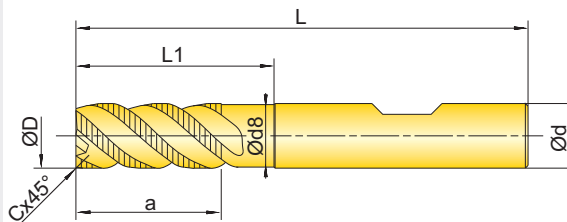
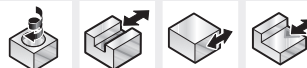
¹⁾ 5 or 7 flutes no center milling / 5 ou 7 dents pas de coupe au centre



SOLIDOCARBIDE™ 4-7 FLUTE ROUGHERS - 3XD

FRAISE ÉBAUCHE-3XD-Z4 À Z7

ADAPTION ACC. TO DIN 6535 HB
ATTACHEMENT DIN 6535 HB



Grade / Nuance
IN2005

P M K N_(K) S_(M) H_(PK)
+ + + + ○

D d e9 h6



+ Preferred choice / Premier choix ○ Second choice / Second choix

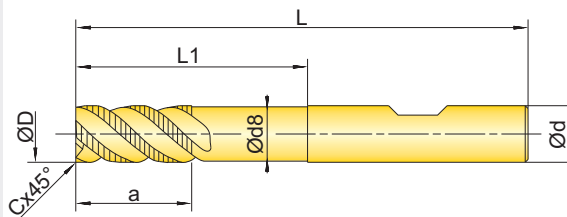
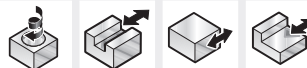
Designation Réf. de l'article	D	d	d8	L	L1	a	C	Z	kg
47C06012WERN021	6	6	5,9	57	18	12	0,25	4	0,020
47C08016WORN031	8	8	7,8	63	24	16	0,3	4	0,039
47C10020W1RN031	10	10	9,8	72	30	20	0,35	4	0,068
47C12024W2RN031	12	12	11,7	83	36	24	0,35	4	0,112
47C16032W3RN031 ¹⁾	16	16	15,7	100	48	32	0,35	5	0,238
48C20040W4RN031 ¹⁾	20	20	19,7	110	60	40	0,35	7	0,417

¹⁾5 or 7 flutes no center milling / 5 ou 7 dents pas de coupe au centre

SOLIDOCARBIDE™ 4-5 FLUTE ROUGHERS - 4XD

FRAISE ÉBAUCHE-4XD-Z4 OU Z5

ADAPTION ACC. TO DIN 6535 HB
ATTACHEMENT DIN 6535 HB



Grade / Nuance
IN2005

P M K N_(K) S_(M) H_(PK)
+ + + + ○

D d e9 h6



+ Preferred choice / Premier choix ○ Second choice / Second choix

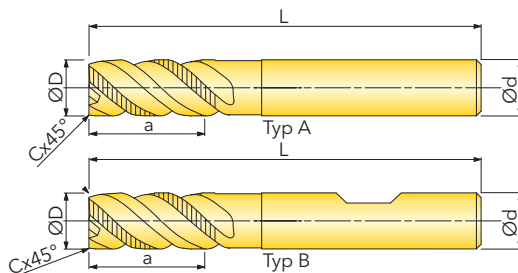
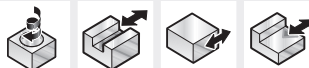
Designation Réf. de l'article	D	d	d8	L	L1	a	C	Z	kg
47C08012WORN030	8	8	7,8	68	32	12	0,3	4	0,042
47C10015W1RN030	10	10	9,8	80	40	15	0,35	4	0,078
47C12018W2RN030	12	12	11,7	100	48	18	0,35	4	0,142
47C16024W3RN030 ¹⁾	16	16	15,7	115	64	24	0,35	5	0,288

¹⁾5 flutes no center cutting / 5 dents pas de coupe au centre

SOLID CARBIDE™ 4 FLUTE ROUGHING AND FINISHING Z=4

FRAISE EBAUCHE & FINITION-Z4

ADAPTION ACC. TO DIN 6535 HA / 6535 HB
ATTACHEMENT DIN 6535 HA / 6535 HB



Grade / Nuance

IN2005

P	M	K	N _(K)	S _(M)	H _(PK)
+	+	+		+	○

+ Preferred choice / Premier choix ○ Second choice / Second choix

D

d

e9

h6



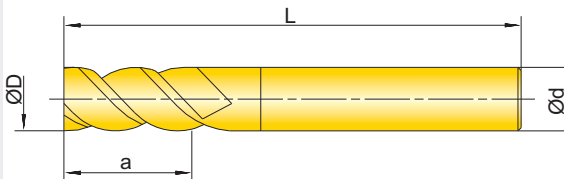
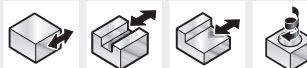
Designation Réf. de l'article	D	d	L	a	C	Typ	Z	Zs	kg
47J06014T7RU570 ¹⁾	6	6	57	14	0,25	A	4	2	0,021
47J06014WERU570 ²⁾	6	6	57	14	0,25	B	4	2	0,019
47J08018TORU630 ¹⁾	8	8	63	18	0,3	A	4	2	0,040
47J08018WORU630 ²⁾	8	8	63	18	0,3	B	4	2	0,037
47J10022T1RU720 ¹⁾	10	10	72	22	0,3	A	4	2	0,071
47J10022W1RU720 ²⁾	10	10	72	22	0,3	B	4	2	0,065
47J12026T2RU830 ¹⁾	12	12	83	26	0,4	A	4	2	0,119
47J12026W2RU830 ²⁾	12	12	83	26	0,4	B	4	2	0,102
47J14030U8RU830 ¹⁾	14	14	83	30	0,4	A	4	2	0,156
47J14030WFRU830 ²⁾	14	14	83	30	0,4	B	4	2	0,146
47J16034T3RU920 ¹⁾	16	16	92	34	0,6	A	4	2	0,226
47J16034W3RU920 ²⁾	16	16	92	34	0,6	B	4	2	0,212
47J20042T4RU040 ¹⁾	20	20	104	42	0,6	A	4	2	0,389
47J20042W4RU040 ²⁾	20	20	104	42	0,6	B	4	2	0,372
47J25052T5RU210 ¹⁾	25	25	121	52	0,6	A	4	2	0,703
47J25052W5RU210 ²⁾	25	25	121	52	0,6	B	4	2	0,685

¹⁾ DIN 6535 HA / DIN 6535 HA; ²⁾ DIN 6535 HB / DIN 6535 HB

SOLID CARBIDE™ 3 FLUTE SLOT DRILL - DIN 6535HA

FRAISE EN BOUT-Z3-DIN 6535HA

ADAPTION ACC. TO DIN 6535 HA
ATTACHEMENT DIN 6535 HA



Grade / Nuance
IN2005

P
M
K
N_(K)
S_(M)
H_(PK)
+
+
+
+
+
○

D d e8
d h6



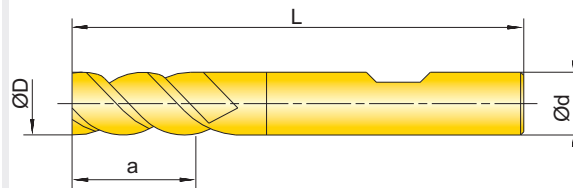
+ Preferred choice / Premier choix ○ Second choice / Second choix

Designation Réf. de l'article	D	d	L	a	Z	kg
46J02007T9RD380	2	3	38	7	3	0,003
46J02007T7RD500	2	6	57	7	3	0,019
46J03010T9RD380	3	3	38	10	3	0,003
46J03010T7RD500	3	6	57	10	3	0,018
46J04012U0RD500	4	4	50	12	3	0,008
46J04012T7RD500	4	6	57	12	3	0,017
46J05014U1RD500	5	5	50	14	3	0,012
46J05014T7RD500	5	6	57	14	3	0,019
46J06016T7RD500	6	6	57	16	3	0,020
46J07016UARD600	7	7	60	16	3	0,029
46J08020T0RD630	8	8	63	20	3	0,039
46J09020U9RD670	9	9	67	20	3	0,048
46J10022T1RD720	10	10	72	22	3	0,069
46J12025T2RD730	12	12	83	25	3	0,115
46J14025U8RD750	14	14	83	25	3	0,155
46J16032T3RD820	16	16	92	32	3	0,218
46J20038T4RD920	20	20	104	38	3	0,382

SOLID CARBIDE™ 3 FLUTE SLOT DRILL - DIN 6535HB

FRAISE EN BOUT-Z3-DIN 6535HB

ADAPTION ACC. TO DIN 6535 HB
ATTACHEMENT DIN 6535 HB



Grade / Nuance

P	M	K	N _(K)	S _(M)	H _(PK)
+	+	+		+	○

D

d

e8

h6



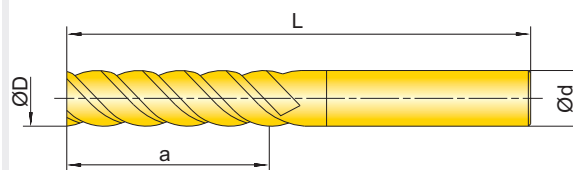
+ Preferred choice / Premier choix ○ Second choice / Second choix

Designation Réf. de l'article	D	d	L	a	Z	kg
46J06016WERD500	6	6	57	16	3	0,020
46J08020WORD630	8	8	63	20	3	0,038
46J10022W1RD720	10	10	72	22	3	0,068
46J12025W2RD830	12	12	83	25	3	0,115
46J16032W3RD920	16	16	92	32	3	0,218
46J20038W4RD100	20	20	104	38	3	0,380

SOLID CARBIDE™ 4-6 FLUTE END MILL - LONG LENGTH

FRAISE EN BOUT-SERIE LONGUE-Z4 OU Z6

ADAPTION ACC. TO DIN 6535 HA
ATTACHEMENT DIN 6535 HA



Grade / Nuance

P	M	K	N _(K)	S _(M)	H _(PK)
+	+	+		+	○

D

d

e8

h6



+ Preferred choice / Premier choix ○ Second choice / Second choix

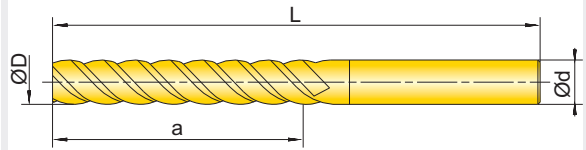
Designation Réf. de l'article	D	d	L	a	Z	kg
47J06024T7RD650	6	6	65	24	4	0,023
47J08032T0RD800	8	8	80	32	4	0,049
47J10040T1RD100	10	10	100	40	4	0,098
47J12048T2RD100	12	12	100	48	4	0,137
47J14050U8RD100	14	14	100	50	4	0,184
48J16056T3RD120 ¹⁾	16	16	115	56	6	0,276
48J20060T4RD130 ¹⁾	20	20	125	60	6	0,470

¹⁾ 6 flutes no center cutting / 6 dents pas de coupe au centre

SOLIDOCARBIDE™ 4-6 FLUTE END MILL - EXTRA LONG LENGTH

FRAISE EN BOUT-SERIE EXTRA LONGUE-Z4 OU Z6

ADAPTION ACC. TO DIN 6535 HA
ATTACHEMENT DIN 6535 HA



Grade / Nuance
IN2005

P M K N_(K) S_(M) H_(PK)
+ + + + ○

D d e8 h6



+ Preferred choice / Premier choix ○ Second choice / Second choix

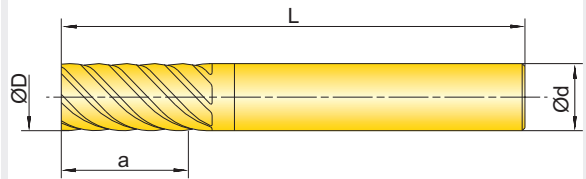
Designation Réf. de l'article	D	d	L	a	Z	kg
47J10060T1RD110	10	10	110	60	4	0,103
47J12072T2RD150	12	12	150	72	4	0,203
48J16080T3RD150 ¹⁾	16	16	150	80	6	0,352
48J20080T4RD150 ¹⁾	20	20	150	80	6	0,553

¹⁾ 6 flutes no center cutting / 6 dents pas de coupe au centre

SOLIDOCARBIDE™ 6 FLUTE END MILL - MEDIUM LENGTH (FINISHING)

FRAISE EN BOUT-FINITION-SERIE MOYENNE-Z6

ADAPTION ACC. TO DIN 6535 HA
ATTACHEMENT DIN 6535 HA



Grade / Nuance
IN2005

P M K N_(K) S_(M) H_(PK)
+ + + + ○

D d e8 h6

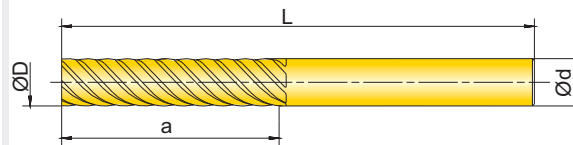


+ Preferred choice / Premier choix ○ Second choice / Second choix

Designation Réf. de l'article	D	d	L	a	Z	kg
48J06016T7RD570	6	6	57	16	6	0,021
48J08020T0RD630	8	8	63	20	6	0,020
48J10022T1RD720	10	10	72	22	6	0,073
48J12025T2RD830	12	12	83	25	6	0,120
48J16032T3RD920	16	16	92	32	6	0,231
48J20038T4RD100	20	20	104	38	6	0,407

SOLID CARBIDE™ 6 FLUTE END MILL - LONG LENGTH (FINISHING)
FRAISE EN BOUT-FINITION-SÉRIE LONGUE-Z6

ADAPTION ACC. TO DIN 6535 HA
 ATTACHEMENT DIN 6535 HA



Grade / Nuance

IN2006

P	M	K	N _(K)	S _(M)	H _(PK)
+	+	+		+	+

D

d

e8

h6

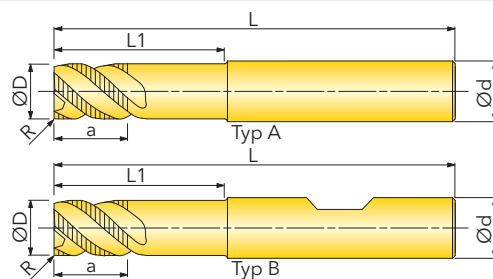


+ Preferred choice / Premier choix ○ Second choice / Second choix

Designation Réf. de l'article	D	d	L	a	Z	kg
48J06026T7RD700	6	6	70	26	6	0,026
48J08036T0RD900	8	8	90	36	6	0,058
48J10046T1RD100	10	10	100	46	6	0,100
48J12056T2RD110	12	12	110	56	6	0,156
48J16066T3RD130	16	16	130	66	6	0,326
48J20076T4RD140	20	20	140	76	6	0,546
48J25092T5RD180	25	25	180	92	6	1,125

SOLIDOCARBIDE™ 3 FLUTE END MILL SHORT LENGTH (ROUGHING) FRAISE EN BOUT-EBAUCHE-SÉRIE COURTE-Z3

ADAPTION ACC. TO DIN 6535 HA / 6535 HB
ATTACHEMENT DIN 6535 HA / 6535 HB



Grade / Nuance
IN05S

P M K N_(K) S_(M) H_(PK)
+

D d h6 h6



+ Preferred choice / Premier choix ○ Second choice / Second choix

Designation Réf. de l'article	D	d	L	L1	a	R	Typ	Z	kg
46D06009T7RN020 ¹⁾	6	6	57	21	9	0,2	A	3	0,020
46D06009WERN020 ²⁾	6	6	57	21	9	0,2	B	3	0,020
46D08012TORNO20 ¹⁾	8	8	63	27	12	0,2	A	3	0,038
46D08012WORN020 ²⁾	8	8	63	27	12	0,2	B	3	0,047
46D10012T1RN020 ¹⁾	10	10	72	31	12	0,2	A	3	0,069
46D10012W1RN020 ²⁾	10	10	72	31	12	0,2	B	3	0,086
46D12012T2RN020 ¹⁾	12	12	83	37	12	0,2	A	3	0,116
46D12012W2RN020 ²⁾	12	12	83	37	12	0,2	B	3	0,115
46D16014T3RN020 ¹⁾	16	16	92	43	14	0,2	A	3	0,228
46D16014W3RN020 ²⁾	16	16	92	43	14	0,2	B	3	0,226
46D20017T4RN020 ¹⁾	20	20	104	53	17	0,2	A	3	0,396

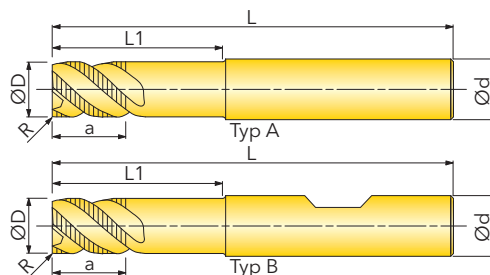
on request with diamond coating / revêtement diamant sur demande

¹⁾ DIN 6535HA / DIN 6535 HA; ²⁾ DIN 6535 HB / DIN 6535 HB

SOLID CARBIDE™ 3 FLUTE END MILL LONG LENGTH (ROUGHING)

FRAISE EN BOUT-EBAUCHÉ-SÉRIE LONGUE-Z3

ADAPTION ACC. TO DIN 6535 HA / 6535 HB
ATTACHEMENT DIN 6535 HA / 6535 HB



Grade / Nuance
IN05S

P	M	K	N _(K)	S _(M)	H _(PK)
			+		

D d h6 h6

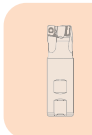


+ Preferred choice / Premier choix ○ Second choice / Second choix

Designation Réf. de l'article	D	d	L	L1	a	R	Typ	Z	kg
46D06009T7RN021 ¹⁾	6	6	65	30	9	0,2	A	3	0,023
46D06009WERN021 ²⁾	6	6	65	30	9	0,2	B	3	0,023
46D08012TORN021 ¹⁾	8	8	78	40	12	0,2	A	3	0,047
46D08012WORN021 ²⁾	8	8	78	40	12	0,2	B	3	0,047
46D10012T1RN021 ¹⁾	10	10	100	50	12	0,2	A	3	0,097
46D10012W1RN021 ²⁾	10	10	100	50	12	0,2	B	3	0,096
46D12014T2RN021	12	12	100	55	14	0,2	A	3	0,138
46D12014W2RN021	12	12	100	55	14	0,2	B	3	0,137
46D16018T3RN021	16	16	150	80	18	0,2	A	3	0,378
46D16018W3RN021	16	16	150	80	18	0,2	B	3	0,378
46D20022T4RN021	20	20	150	80	22	0,2	A	3	0,581
46D20022W4RN021	20	20	150	80	22	0,2	B	3	0,582

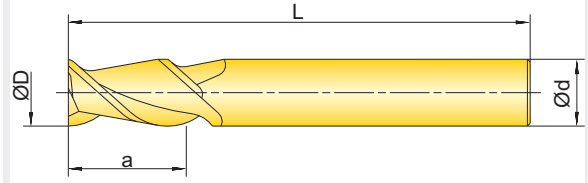
on request with diamond coating / revêtement diamant sur demande

¹⁾DIN 6535HA / DIN 6535 HA; ²⁾DIN 6535HB / DIN 6535 HB



SOLIDOCARBIDE™ 2 FLUTE SLOT DRILL - MEDIUM LENGTH
FRAISE À RAINURER 2 HÉLICES - LONGUEUR MOYENNE

ADAPTION ACC. TO DIN 6535 HA
 ATTACHEMENT DIN 6535 HA



Grade / Nuance
 IN05S

P M K N_(K) S_(M) H_(PK)
 +

D d h6 h6



+ Preferred choice / Premier choix ○ Second choice / Second choix

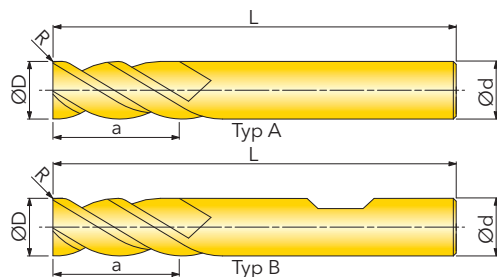
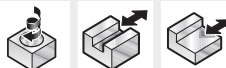
Designation Réf. de l'article	D	d	L	a	Z	kg
45J04012T7RD570	4	6	57	12	2	0,018
45J05014T7RD570	5	6	57	14	2	0,019
45J06016T7RD570	6	6	57	16	2	0,019
45J08020T0RD630	8	8	63	20	2	0,037
45J10022T1RD720	10	10	72	22	2	0,066
45J12025T2RD830	12	12	83	25	2	0,109
45J16032T3RD920	16	16	92	32	2	0,205
45J20038T4RD100	20	20	104	38	2	0,354

on request with diamond coating / revêtement diamant sur demande

SOLID CARBIDE™ 3 FLUTE END MILL WITH CORNER RADIUS

FRAISE TORIQUE-Z3

ADAPTION ACC. TO DIN 6535 HA / 6535 HB
ATTACHEMENT DIN 6535 HA / 6535 HB



Grade / Nuance
IN05S

P
 M
 K
 N_(K)
 S_(M)
 H_(PK)

D d h6 h6

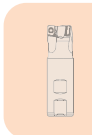


+ Preferred choice / Premier choix ○ Second choice / Second choix

Designation Réf. de l'article	D	d	L	a	R	Typ	Z	kg
46D05014T7RD020 ¹⁾	5	6	57	14	0,2	A	3	0,019
46D05014W7RD020 ²⁾	5	6	57	14	0,2	B	3	0,019
46D06016T7RD020 ¹⁾	6	6	57	16	0,2	A	3	0,020
46D06016W7RD020 ²⁾	6	6	57	16	0,2	B	3	0,020
46D08020T0RD020 ¹⁾	8	8	63	20	0,2	A	3	0,038
46D08020W0RD020 ²⁾	8	8	63	20	0,2	B	3	0,037
46D10022T1RD020 ¹⁾	10	10	72	22	0,2	A	3	0,067
46D10022W1RD020 ²⁾	10	10	72	22	0,2	B	3	0,066
46D12025T2RD020 ¹⁾	12	12	83	25	0,2	A	3	0,111
46D12025W2RD020 ²⁾	12	12	83	25	0,2	B	3	0,110
46D14030U8RD020 ¹⁾	14	14	83	30	0,2	A	3	0,144
46D14030WFRD020 ²⁾	14	14	83	30	0,2	B	3	0,142
46D16032T3RD020 ¹⁾	16	16	92	32	0,2	A	3	0,211
46D16032W3RD020 ²⁾	16	16	92	32	0,2	B	3	0,208
46D20038T4RD020 ¹⁾	20	20	104	38	0,2	A	3	0,367
46D20038W4RD020 ²⁾	20	20	104	38	0,2	B	3	0,368

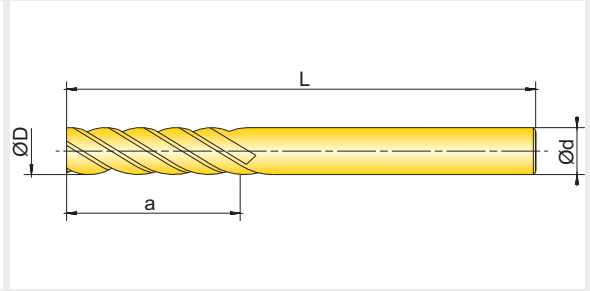
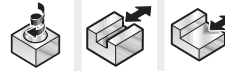
on request with diamond coating / revêtement diamant sur demande

¹⁾ DIN 6535 HA / DIN 6535 HA; ²⁾ DIN 6535 HB / DIN 6535 HB



SOLIDOCARBIDE™ 4 FLUTE END MILL - EXTRA LONG LENGTH
FRAISE EN BOUT, SERIE EXTRA LONGUE-Z4

ADAPTION ACC. TO DIN 6535 HA
 ATTACHEMENT DIN 6535 HA



Grade / Nuance	P	M	K	N _(K)	S _(M)	H _(PK)	D	h10				
IN05S				+			d	h6				

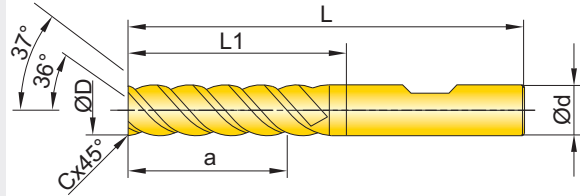

+ Preferred choice / Premier choix ○ Second choice / Second choix

Designation Réf. de l'article	D	d	L	a	Z	kg
47J03030T9RB750	3	3	75	30	4	0,006
47J04030U0RB750	4	4	75	30	4	0,011
47J05040U1RB100	5	5	100	40	4	0,024
47J06050T7RB150	6	6	150	50	4	0,053
47J08050T0RB150	8	8	150	50	4	0,094
47J10060T1RB150	10	10	150	60	4	0,140
47J12075T2RB150	12	12	150	75	4	0,200

on request with diamond coating / revêtement diamant sur demande

ECOOLINE™ HIGH SPEED CUTTER Z=4 SHORT VERSION
FRAISE CARBURE HPC - SERIE COURTE Z=4

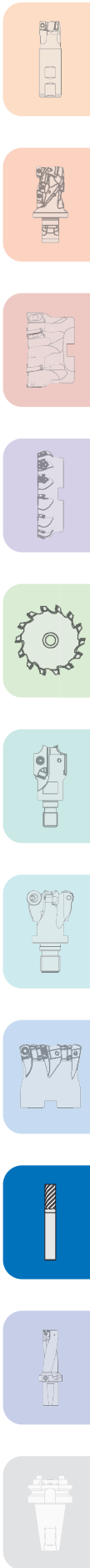
ADAPTION ACC. TO DIN 6535 HB
 ATTACHEMENT DIN 6535 HB



Grade Nuance	P	M	K	N _(K)	S _(M)	H _(PK)		D	h10								
IN2005	+	○	+	○			▼▼▼	d	h6								

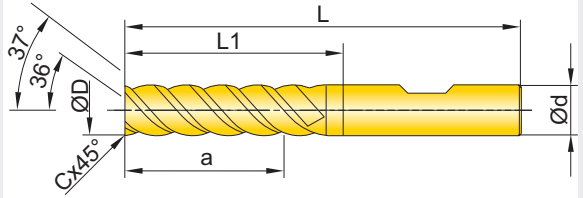
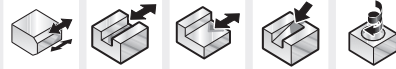
Preferred choice / Premier choix
 Second choice / Second choix
 ▼ Roughing / Ebauche
 ▼▼ Pre-finishing / Semi-finition
 ▼▼▼ Finishing / Finition

Designation Réf. de l'article	D	d	L	L1	a	C	Z
47C06010WERQ012	6	6	54	20	10	0,12	4
47C08012WORQ016	8	8	58	21	12	0,16	4
47C10014W1RQ020	10	10	66	24	14	0,20	4
47C12016W2RQ024	12	12	73	26	16	0,24	4
47C16022W3RQ032	16	16	82	32	22	0,32	4
47C20026W4RQ040	20	20	92	42	26	0,40	4



ECOOLINE™ HIGH SPEED CUTTER Z=4 LONG VERSION
FRAISE CARBURE HPC - SÉRIE LONGUE Z=4

ADAPTION ACC. TO DIN 6535 HB
 ATTACHEMENT DIN 6535 HB



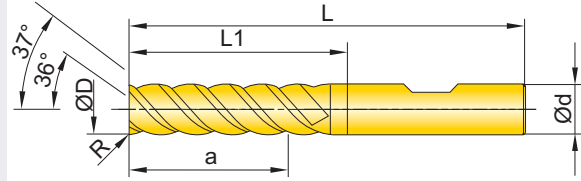
Grade Nuance	P	M	K	N_(K)	S_(M)	H_(PK)	▼	D	h10							
IN2005	+	○	+	○			▼▼▼	d	h6							

Preferred choice / Premier choix
 Second choice / Second choix
 ▼ Roughing / Ebauche
 ▼▼ Pre-finishing / Semi-finition
 ▼▼▼ Finishing / Finition

Designation Réf. de l'article	D	d	L	L1	a	C	Z
47C06013WERQ012	6	6	57	23	13	0,12	4
47C08021W0RQ016	8	8	63	30	21	0,16	4
47C10022W1RQ020	10	10	72	32	22	0,20	4
47C12026W2RQ024	12	12	83	36	26	0,24	4
47C16036W3RQ040	16	16	92	47	36	0,32	4
47C20041W4RQ040	20	20	104	56	41	0,40	4

ECOOLINE™ HIGH SPEED CUTTER Z=4 VERY LONG VERSION
FRAISE CARBURE HPC - SÉRIE EXTRA LONGUE Z=4

ADAPTION ACC. TO DIN 6535 HB
 ATTACHEMENT DIN 6535 HB



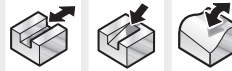
Grade Nuance	P	M	K	N _(K)	S _(M)	H _(PK)		D	h10									
IN2005	+	○	+	○			▼▼▼	d	h6									

Preferred choice / Premier choix
 Second choice / Second choix
 ▼ Roughing / Ebauche
 ▼▼ Pre-finishing / Semi-finition
 ▼▼▼ Finishing / Finition

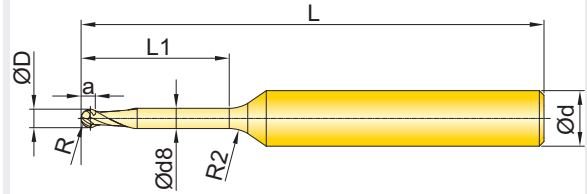

Designation Réf. de l'article	D	d	L	L1	a	R	Z
47D06019WERT020	6	6	63	29	19	0,2	4
47D08023WORT050	8	8	76	33	23	0,5	4
47D10033W1RT050	10	10	81	43	33	0,5	4
47D12037W2RT050	12	12	94	47	37	0,5	4
47D16040W3RT100	16	16	109	56	40	1	4
47D20048W4RT100	20	20	120	64	48	1	4



ADAPTION ACC. TO DIN 6535 HA
 ATTACHEMENT DIN 6535 HA



Relief-ground tool geometry and special flank relief guarantee highest precision.
 Géométrie d'outil avec dépouille rectifiée et dépouille latérale spéciale pour garantir une précision élevée.



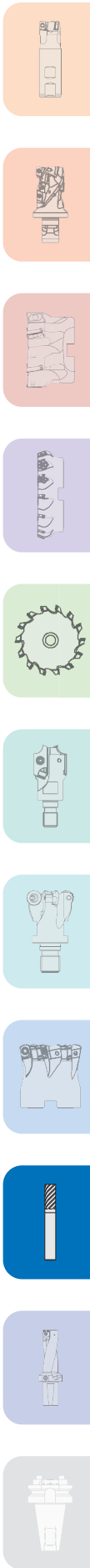
Grade Nuance	P	M	K	N_(K)	S_(M)	H_(PK)	D	R	d	0/-0.015 ± 0.005 h5			
IN2006	O					+							

+ Preferred choice / Premier choix **O** Second choice / Second choix **▼** Roughing / Ebauche **▼▼** Pre-finishing / Semi-finition **▼▼▼** Finishing / Finition

Designation Réf. de l'article	D	d	d8	L	L1	a	R	R2	Z
INROC003.015.004Z2	0,3	4	0,27	45	0,45	0,25	0,15	2	2
INROC003.015.009Z2	0,3	4	0,27	45	0,9	0,25	0,15	2	2
INROC003.015.015Z2	0,3	4	0,27	45	1,5	0,25	0,15	2	2
INROC003.015.020Z2	0,3	4	0,27	45	2	0,25	0,15	2	2
INROC003.015.030Z2	0,3	4	0,27	45	3	0,25	0,15	2	2
INROC004.020.006Z2	0,4	4	0,37	45	0,6	0,3	0,2	2	2
INROC004.020.012Z2	0,4	4	0,37	45	1,2	0,3	0,2	2	2
INROC004.020.020Z2	0,4	4	0,37	45	2	0,3	0,2	2	2
INROC004.020.030Z2	0,4	4	0,37	45	3	0,3	0,2	2	2
INROC004.020.035Z2	0,4	4	0,37	45	3,5	0,3	0,2	2	2
INROC004.020.040Z2	0,4	4	0,37	45	4	0,3	0,2	2	2
INROC005.025.007Z2	0,5	4	0,47	45	0,75	0,35	0,25	2	2
INROC005.025.015Z2	0,5	4	0,47	45	1,5	0,35	0,25	2	2
INROC005.025.030Z2	0,5	4	0,47	45	3	0,35	0,25	2	2
INROC005.025.050Z2	0,5	4	0,47	45	5	0,35	0,25	2	2
INROC006.030.009Z2	0,6	4	0,57	45	0,9	0,4	0,3	4	2
INROC006.030.018Z2	0,6	4	0,57	45	1,8	0,4	0,3	4	2
INROC006.030.030Z2	0,6	4	0,57	45	3	0,4	0,3	4	2
INROC006.030.050Z2	0,6	4	0,57	45	5	0,4	0,3	4	2
INROC006.030.060Z2	0,6	4	0,57	45	6	0,4	0,3	4	2
INROC008.040.012Z2	0,8	4	0,77	45	1,2	0,5	0,4	4	2
INROC008.040.024Z2	0,8	4	0,77	45	2,4	0,5	0,4	4	2
INROC010.050.015Z2	1	6	0,96	45	1,5	0,8	0,5	4	2
INROC010.050.030Z2	1	6	0,96	45	3	0,8	0,5	4	2
INROC010.050.060Z2	1	6	0,96	45	6	0,8	0,5	4	2
INROC010.050.080Z2	1	6	0,96	50	8	0,8	0,5	4	2
INROC010.050.100Z2	1	6	0,96	50	10	0,8	0,5	4	2
INROC012.060.018Z2	1,2	6	1,15	45	1,8	1,1	0,6	4	2
INROC012.060.036Z2	1,2	6	1,15	45	3,6	1,1	0,6	4	2
INROC015.075.022Z2	1,5	6	1,44	45	2,25	1,35	0,75	4	2
INROC015.075.045Z2	1,5	6	1,44	45	4,5	1,35	0,75	4	2
INROC015.075.080Z2	1,5	6	1,44	45	8	1,35	0,75	4	2
INROC015.075.120Z2	1,5	6	1,44	50	12	1,35	0,75	4	2
INROC020.100.030Z2	2	6	1,92	45	3	1,7	1	4	2
INROC020.100.060Z2	2	6	1,92	45	6	1,7	1	4	2
INROC020.100.080Z2	2	6	1,92	45	8	1,7	1	4	2

0,065

Designation Réf. de l'article	D	d	d8	L	L1	a	R	R2	Z
INROC020.100.120Z2	2	6	1,92	50	12	1,7	1	4	2
INROC020.100.160Z2	2	6	1,92	55	16	1,7	1	4	2
INROC020.100.200Z2	2	6	1,92	60	20	1,7	1	4	2

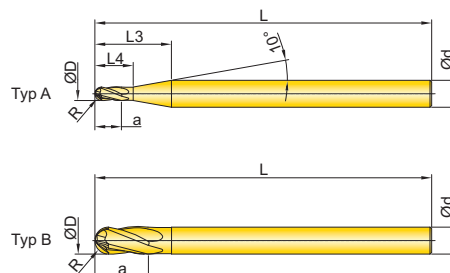



INBALInose™ BALL NOSE END MILL, Z=3 FRAISE HÉMISPÉRIQUE, Z=3

ADAPTION ACC. TO DIN 6535 HA
ATTACHEMENT DIN 6535 HA



3 flutes provide a high stock removal rate with the precision of a 2-flute tool. Pitch of the individual flutes ensures smooth, vibration-free machining.
Débit copeaux élevé grâce aux 3 goujures et précision identique à un outil à 2 goujures. Le pas variable de chaque goujure garantit un usinage doux sans vibrations.



Grade Nuance	P	M	K	N _(K)	S _(M)	H _(PK)		D	0/-0.02			
IN2006	+					+		R	± 0.01			
								d	h6			

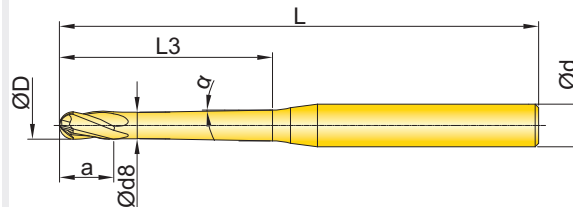
+ Preferred choice / Premier choix ○ Second choice / Second choix ▼ Roughing / Ebauche ▼▼ Pre-finishing / Semi-finition ▼▼▼ Finishing / Finition

Designation Réf. de l'article	D	d	L	L3	L4	α	a	R	Typ	Z
INBAL020.100.003Z3	2	3	38	7	3	7,1	2,5	1	A	3
INBAL020.100.004Z3	2	6	50	15,3	4	10	3	1	A	3
INBAL030.150.004Z3	3	6	57	15	4	7,7	3,5	1,5	A	3
INBAL030.150.005Z3	3	6	70	14	5,5	10	4,5	1,5	A	3
INBAL040.200.006Z3	4	6	57	15	6	6,3	5	2	A	3
INBAL040.200.007Z3	4	6	70	12,7	7	10	6	2	A	3
INBAL050.250.007Z3	5	6	57	15	7	3,5	6	2,5	A	3
INBAL050.250.008Z3	5	6	80	11,3	8,5	10	7,5	2,5	A	3
INBAL060.300.008Z3	6	6	57	-	-	-	8	3	B	3
INBAL060.300.009Z3	6	6	90	-	-	-	9	3	B	3
INBAL080.400.015Z3	8	8	55	-	-	-	15	4	B	3
INBAL080.400.010Z3	8	8	63	-	-	-	10	4	B	3
INBAL080.400.012Z3	8	8	100	-	-	-	12	4	B	3
INBAL100.500.014Z3	10	10	72	-	-	-	14	5	B	3
INBAL100.500.015Z3	10	10	100	-	-	-	15	5	B	3
INBAL120.600.016Z3	12	12	83	-	-	-	16	6	B	3
INBAL120.600.018Z3	12	12	110	-	-	-	18	6	B	3

ADAPTION ACC. TO DIN 6535 HA
 ATTACHEMENT DIN 6535 HA



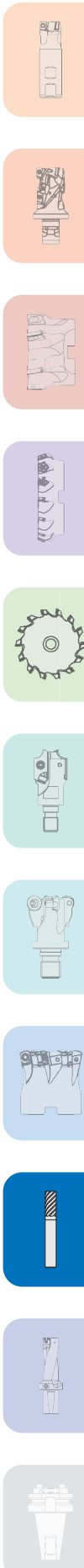
3 flutes provide a high stock removal rate with the precision of a 2-flute tool. Variable pitch of the individual flutes ensures smooth, vibration-free machining.
 Débit copeaux élevé grâce aux 3 goujures et précision identique à un outil à 2 goujures. Le pas variable de chaque goujure garantit un usinage doux sans vibrations.



Grade Nuance	P	M	K	N_(K)	S_(M)	H_(PK)	▽	D	0/-0.02			
IN2006	+					+	▽▽	R	± 0.01			
							▽▽▽	d	h6			

Preferred choice / Premier choix
 Second choice / Second choix
 ▽ Roughing / Ebauche
 ▽▽ Pre-finishing / Semi-finition
 ▽▽▽ Finishing / Finition

Designation Réf. de l'article	D	d	d8	L	L3	α	a	R	Z
INBAL040.200.030Z3K1	4	6	3,9	80	30	1	6	2	3
INBAL040.200.040Z3K1	4	6	3,9	90	40	1	6	2	3
INBAL040.200.050Z3K1	4	6	3,9	100	50	1	6	2	3
INBAL040.200.060Z3K1	4	6	3,9	100	60	1	6	2	3
INBAL050.250.040Z3K1	5	8	4,9	90	40	1	7,5	2,5	3
INBAL050.250.060Z3K1	5	8	4,9	110	60	1	7,5	2,5	3
INBAL060.300.050Z3K1	6	8	5,9	100	50	1	9	3	3
INBAL060.300.060Z3K1	6	8	5,9	110	60	1	9	3	3
INBAL060.300.070Z3K1	6	10	5,9	120	70	1	9	3	3
INBAL060.300.080Z3K1	6	10	5,9	130	80	1	9	3	3
INBAL080.400.060Z3K1	8	10	7,9	120	60	1	12	4	3
INBAL080.400.070Z3K1	8	10	7,9	130	70	1	12	4	3
INBAL080.400.080Z3K1	8	12	7,9	140	80	1	12	4	3
INBAL100.500.060Z3K1	10	12	9,9	130	60	1	15	5	3
INBAL100.500.075Z3K1	10	12	9,9	140	75	1	15	5	3

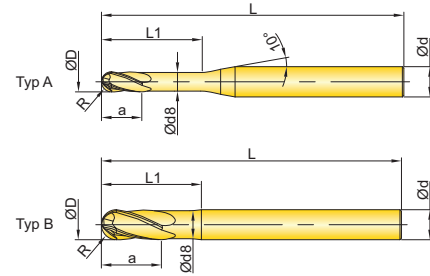


INRAPid™ HSC BALL NOSE END MILL, Z=4
FRAISE HÉMISPHERIQUE UGV, Z=4

ADAPTION ACC. TO DIN 6535 HA
 ATTACHEMENT DIN 6535 HA



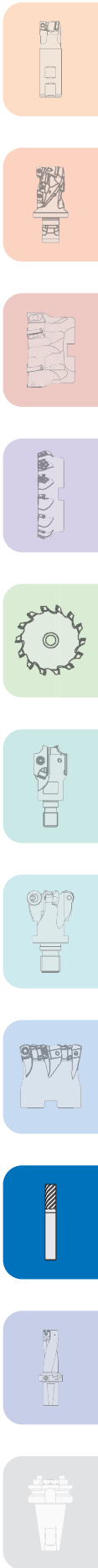
4 flutes for a high stock removal rate (general roughing operations up to 58 HRC). Short tool lengths make these ideal for HSC finishing operations too.
 Débit copeaux élevé grâce aux 4 goujures (opérations d'ébauche générale jusqu'à 58 HRC). Ces outils courts sont aussi idéaux pour la finition à grande vitesse.



Grade Nuance	P	M	K	N _(K)	S _(M)	H _(PK)		D	0/-0.02			
IN2006	+	○	+		○	+		R	± 0.01			
								d	h6			

+ Preferred choice / Premier choix ○ Second choice / Second choix ▼ Roughing / Ebauche ▼▼ Pre-finishing / Semi-finition ▼▼▼ Finishing / Finition

Designation Réf. de l'article	D	d	d8	L	L1	a	R	Typ	Z
INRAP040.200.012Z4	4	6	3,7	60	12	5	2	A	4
INRAP040.200.020Z4	4	6	3,7	60	20	5	2	A	4
INRAP060.300.020Z4	6	6	5,6	60	20	10	3	B	4
INRAP060.300.030Z4	6	6	5,6	80	30	10	3	B	4
INRAP080.400.026Z4	8	8	7,4	75	26	12	4	B	4
INRAP080.400.040Z4	8	8	7,4	100	40	12	4	B	4
INRAP100.500.028Z4	10	10	9,2	75	28	16	5	B	4
INRAP100.500.040Z4	10	10	9,2	100	40	16	5	B	4
INRAP120.600.030Z4	12	12	11	100	30	16	6	B	4
INRAP160.800.032Z4	16	16	15	100	32	18	8	B	4

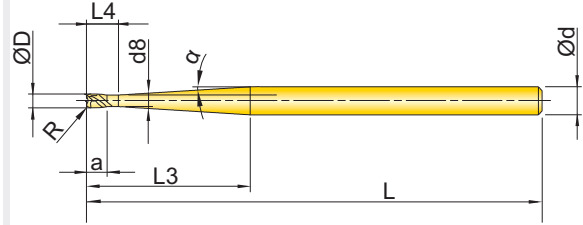


INSLOT™ TAPERED, ROBUST BALL NOSE END MILL, Z=2
FRAISE HÉMISPÉRIQUE CONIQUE, RÉSISTANTE, Z=2

ADAPTION ACC. TO DIN 6535 HA
 ATTACHEMENT DIN 6535 HA



Ideal for milling ribs in die casting molds (general machining of steel up to 58 HRC). Long tool lengths for machining in high-tensile materials.
 Fraise idéale pour le fraisage de nervures dans les matrices de coulée (général des aciers jusqu'à 58 HRC). Grandes longueurs d'outils pour l'usinage de matériaux à forte résistance à la traction.



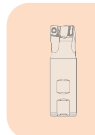
Grade Nuance	P	M	K	N_(K)	S_(M)	H_(PK)		D	0/-0.02					
IN2005	+	○	+		○	+		R	± 0.01					
								d	h6					

+ Preferred choice / Premier choix ○ Second choice / Second choix ▼ Roughing / Ebauche ▼▼ Pre-finishing / Semi-finition ▼▼▼ Finishing / Finition

Designation Réf. de l'article	D	d	d8	L	L3	L4	α	a	R	Z
INSLO010.050.030Z2K15	1	6	0,95	75	30	6	1,5	2	0,5	2
INSLO010.050.039Z2K37	1	6	0,95	75	39	6	3,7	2	0,5	2
INSLO013.065.018Z2K15	1,3	6	1,2	57	18	6	1,5	2	0,65	2
INSLO013.065.026Z2K15	1,3	6	1,2	75	26	6	1,5	2	0,65	2
INSLO015.075.015Z2K04	1,5	6	1,4	60	15	8	0,4	2	0,75	2
INSLO015.075.015Z2K09	1,5	6	1,4	60	15	8	0,9	2	0,75	2
INSLO015.075.020Z2K04	1,5	6	1,4	60	20	8	0,4	2	0,75	2
INSLO015.075.020Z2K09	1,5	6	1,4	60	20	8	0,9	2	0,75	2
INSLO015.075.030Z2K15	1,5	6	1,4	70	30	8	1,5	2	0,75	2
INSLO015.075.050Z2K30	1,5	8	1,4	100	50	9	3	3	0,75	2
INSLO020.100.020Z2K04	2	6	1,9	60	20	8	0,4	2	1	2
INSLO020.100.020Z2K09	2	6	1,9	60	20	6	0,9	2	1	2
INSLO020.100.025Z2K04	2	6	1,9	70	25	8	0,4	2	1	2
INSLO020.100.025Z2K09	2	6	1,9	70	25	8	0,9	2	1	2
INSLO020.100.025Z2K15	2	6	1,9	75	25	6	1,5	2	1	2
INSLO020.100.032Z2K15	2	6	1,9	75	32	6	1,5	2	1	2
INSLO020.100.045Z2K09	2	6	1,95	85	45	9	0,9	3	1	2
INSLO020.100.045Z2K14	2	6	1,95	85	45	9	1,4	3	1	2
INSLO020.100.060Z2K09	2	6	1,95	100	60	9	0,9	3	1	2
INSLO020.100.060Z2K14	2	6	1,95	100	60	9	1,4	3	1	2
INSLO025.125.035Z2K15	2,5	6	2,4	75	35	12	1,5	4	1,25	2
INSLO025.125.040Z2K15	2,5	6	2,4	75	40	12	1,5	4	1,25	2
INSLO030.150.030Z2K15	3	6	2,9	75	30	6	1,5	2	1,5	2
INSLO030.150.040Z2K10	3	6	2,9	80	40	6	1	2	1,5	2
INSLO030.150.040Z2K15	3	6	2,9	85	40	6	1,5	2	1,5	2
INSLO030.150.040Z2K22	3	6	2,9	75	40	10	2,2	4	1,5	2
INSLO030.150.050Z2K10	3	8	2,9	100	50	6	1	2	1,5	2
INSLO030.150.050Z2K15	3	8	2,9	100	50	6	1,5	2	1,5	2
INSLO030.150.063Z2K14	3	6	2,9	100	63	10	1,4	4	1,5	2
INSLO030.150.065Z2K09	3	6	2,9	100	65	10	0,9	4	1,5	2
INSLO040.200.030Z2K10	4	6	3,9	70	30	22	1	7	2	2
INSLO040.200.030Z2K15	4	6	3,9	70	30	22	1,5	7	2	2
INSLO040.200.040Z2K10	4	6	3,9	85	40	12	1	6	2	2
INSLO040.200.040Z2K14	4	6	3,9	100	40	21	1,4	6	2	2
INSLO040.200.040Z2K15	4	6	3,9	85	40	12	1,5	6	2	2
INSLO040.200.045Z2K25	4	8	3,9	100	45	21	2,5	6	2	2

INSLOT™ TAPERED, ROBUST BALL NOSE END MILL, Z=2
FRAISE HÉMISPHERIQUE CONIQUE, RÉSISTANTE, Z=2

Designation Réf. de l'article	D	d	d8	L	L3	L4	α	a	R	Z
INSLO040.200.060Z2K15	4	8	3,9	125	60	22	1,5	7	2	2
INSLO040.200.065Z2K09	4	6	3,9	100	65	12	0,9	6	2	2
INSLO050.250.040Z2K08	5	6	4,8	75	40	18	0,8	8	2,5	2
INSLO060.300.040Z2K15	6	8	5,8	85	40	21	1,5	6	3	2
INSLO060.300.064Z2K09	6	8	5,8	100	64	18	0,9	8	3	2
INSLO060.300.065Z2K10	6	10	5,8	125	65	33	1	8	3	2
INSLO060.300.065Z2K15	6	10	5,8	125	65	33	1,5	8	3	2
INSLO080.400.060Z2K09	8	10	7,8	120	60	30	0,9	10	4	2

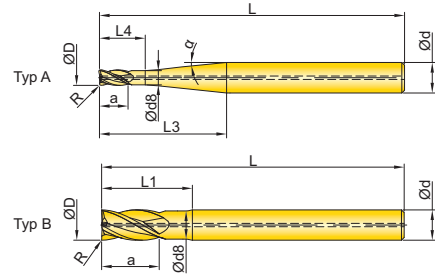


INCOOLant™ HSC END MILL WITH CORNER RADIUS, Z=4 FRAISE EN BOUT UGV RAYONNÉE, Z=4

ADAPTION ACC. TO DIN 6535 HA
ATTACHEMENT DIN 6535 HA



High stock removal rate with z = 4 and variable pitch (general machining of steel up to 54 HRC). Solid carbide end mill with through-the-tool coolant.
Débit copeaux élevé avec z=4 et pas variable (usinage général des aciers jusqu'à 54 HRC). Fraise en bout carbure monobloc avec arrosage Intégré.



Grade Nuance	P	M	K	N _(K)	S _(M)	H _(PK)		D	0/ -0.02									
IN2006	+		○			+	▽▽▽	R	± 0.01									
d							▽▽▽	d	h6									

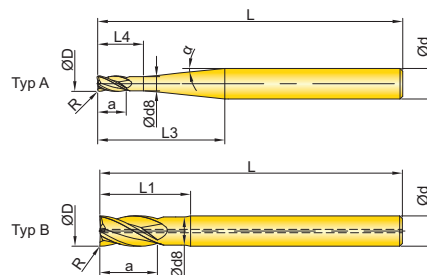

+ Preferred choice / Premier choix ○ Second choice / Second choix ▼ Roughing / Ebauche ▼▼ Pre-finishing / Semi-finition ▼▼▼ Finishing / Finition

Designation Réf. de l'article	D	d	d8	L	L1	L3	L4	α	a	R	Typ	Z	
INCO020.050.006Z4K57	2	6	1,9	60	-	20	6	5,7	2	0,5	A	4	
INCO030.080.009Z4K43	3	6	2,8	60	-	20	9	4,3	2	0,8	A	4	
INCO040.100.012Z4	4	6	3,6	60	12	-	-	-	2	1	B	4	✓
INCO060.100.018Z4	6	6	5,6	60	18	-	-	-	3	1	B	4	✓
INCO060.150.018Z4	6	6	5,6	60	18	-	-	-	3	1,5	B	4	✓
INCO080.200.024Z4	8	8	7,6	65	24	-	-	-	4	2	B	4	✓
INCO100.100.030Z4	10	10	9,6	85	30	-	-	-	5	1	B	4	✓
INCO100.200.030Z4	10	10	9,6	85	30	-	-	-	5	2	B	4	✓
INCO120.200.040Z4	12	12	11,6	100	40	-	-	-	6	2	B	4	✓
INCO120.300.040Z4	12	12	11,6	100	40	-	-	-	6	3	B	4	✓

ADAPTION ACC. TO DIN 6535 HA
 ATTACHEMENT DIN 6535 HA



High stock removal rate with z = 4 and variable pitch (general machining of steel up to 58 HRC). Solid carbide end mill with through-the-tool coolant for finish machining.
 Débit copeaux élevé avec z=4 et pas variable (usinage général des aciers jusqu'à 58 HRC). Fraise en bout carbure monobloc avec arrosage intégré pour l'usinage finition.



Grade Nuance	P	M	K	N _(K)	S _(M)	H _(PK)		D	0/ -0.015							
IN2006	+		O			+	▽▽	R	± 0.01							
							▽▽▽	d	h6							

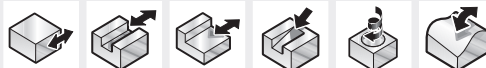
Preferred choice / Premier choix
 Second choice / Second choix
 Roughing / Ebauche
 Pre-finishing / Semi-finition
 Finishing / Finition

Designation Réf. de l'article	D	d	d8	L	L1	L3	L4	α	a	R	Typ	Z	
INCO020.050.006Z4HQ	2	6	1,9	60	-	20	6	5,7	2	0,5	A	4	
INCO030.080.009Z4HQ	3	6	2,8	60	-	20	9	4,3	2	0,8	A	4	
INCO040.100.012Z4HQ	4	6	3,6	60	12	-	-	-	2	1	B	4	✓
INCO060.100.018Z4HQ	6	6	5,6	60	18	-	-	-	3	1	B	4	✓
INCO060.150.018Z4HQ	6	6	5,6	60	18	-	-	-	3	1,5	B	4	✓
INCO080.100.024Z4HQ	8	8	7,6	65	24	-	-	-	4	1	B	4	✓
INCO080.200.024Z4HQ	8	8	7,6	65	24	-	-	-	4	2	B	4	✓
INCO100.100.030Z4HQ	10	10	9,6	75	30	-	-	-	5	1	B	4	✓
INCO100.200.030Z4HQ	10	10	9,6	75	30	-	-	-	5	2	B	4	✓
INCO120.100.035Z4HQ	12	12	11,6	84	35	-	-	-	6	1	B	4	✓
INCO120.150.040Z4HQ	12	12	11,6	84	40	-	-	-	6	1,5	B	4	✓
INCO120.300.040Z4HQ	12	12	11,6	100	40	-	-	-	6	3	B	4	✓

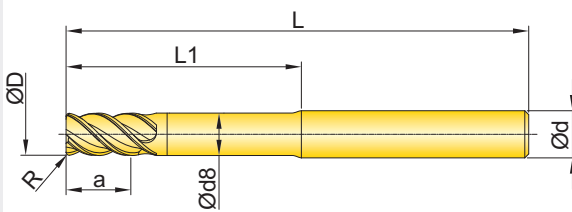
Stable version, small chip space. / Version stable, petite poche à copeaux.

INTURbo™ HI FEED ENDMILL Z=4/2 (WITH REDUCED NECK DIAMETER)
FRAISE GRANDE AVANCE Z=4/2 (QUEUE DÉGAGÉE)

ADAPTION ACC. TO DIN 6535 HA
 ATTACHEMENT DIN 6535 HA



High material removal rates even at worse conditions (for example in corner areas and long overhang). This is being realized with oval cutting edge geometry.
 Débit copeaux élevé même dans de mauvaises conditions (notamment dans les angles ou avec les grands porte-à-faux). Ceci est réalisé avec une géométrie de coupe ovalisée.



Grade Nuance	P	M	K	N_(K)	S_(M)	H_(PK)		D	0/-0.02							
IN2006	+		+			O		R	± 0.015							
								d	h6							

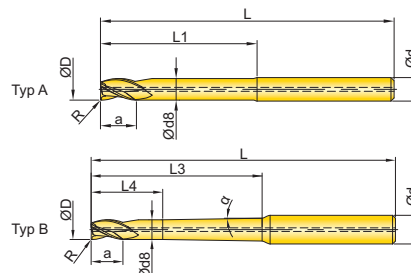
+ Preferred choice / Premier choix ○ Second choice / Second choix ▼ Roughing / Ebauche ▼▼ Pre-finishing / Semi-finition ▼▼▼ Finishing / Finition

Designation Réf. de l'article	D	d	d8	L	L1	a	R	Z
INTUR040.100.020Z4	4	4	3,8	70	20	6	1	4
INTUR040.100.028Z4	4	4	3,8	70	28	6	1	4
INTUR060.050.035Z4	6	6	5,7	70	35	9	0,5	4
INTUR060.150.030Z4	6	6	5,7	75	30	9	1,5	4
INTUR060.150.042Z4	6	6	5,7	90	42	9	1,5	4
INTUR060.150.054Z4	6	6	5,7	100	54	9	1,5	4
INTUR080.200.040Z4	8	8	7,6	85	40	12	2	4
INTUR080.200.056Z4	8	8	7,6	100	56	12	2	4
INTUR080.200.072Z4	8	8	7,6	120	72	12	2	4
INTUR100.200.050Z4	10	10	9,5	100	50	15	2	4
INTUR100.200.070Z4	10	10	9,5	120	70	15	2	4
INTUR100.200.090Z4	10	10	9,5	140	90	15	2	4
INTUR120.200.060Z4	12	12	11,5	110	60	18	2	4
INTUR120.200.084Z4	12	12	11,5	135	84	18	2	4
INTUR120.200.108Z4	12	12	11,5	160	108	18	2	4

ADAPTION ACC. TO DIN 6535 HA
 ATTACHEMENT DIN 6535 HA



High stock removal rate on soft and tough materials such as titanium and nickel alloys. Solid carbide end mill with through-the-tool coolant.
 Débit copeaux élevé dans les matériaux collants et tenaces, par ex. les alliages de nickel et de titane. Fraise en bout carbure monobloc avec arrosage intégré.



Grade Nuance	P	M	K	N _(K)	S _(M)	H _(PK)		D	0/-0.02									
IN2005	+	○	○		○	+		d	h6									

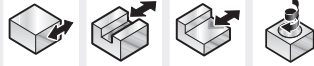
+ Preferred choice / Premier choix ○ Second choice / Second choix ▼ Roughing / Ebauche ▼▼ Pre-finishing / Semi-finition ▼▼▼ Finishing / Finition

Designation Réf. de l'article	D	d	d8	L	L1	L3	L4	α	a	R	Typ	Z	
INCO0040.028.010Z3	4	6	3,6	60	10	-	-	-	4	0,28	A	3	✓
INCO0040.028.020Z3	4	6	3,6	60	20	-	-	-	4	0,28	A	3	✓
INCO0040.028.040Z3K17	4	6	3,6	80	-	40	12	1,7	4	0,28	B	3	✓
INCO0040.028.012Z3K14	4	6	3,6	100	-	64	12	1,4	4	0,28	B	3	✓
INCO0050.035.025Z3	5	6	4,5	60	25	-	-	-	6	0,35	A	3	✓
INCO0050.035.040Z3	5	6	4,5	75	40	-	-	-	6	0,35	A	3	✓
INCO0060.042.025Z3	6	6	5,5	60	25	-	-	-	6	0,42	A	3	✓
INCO0060.042.040Z3	6	6	5,5	75	40	-	-	-	6	0,42	A	3	✓
INCO0060.042.060Z3	6	6	5,5	100	60	-	-	-	6	0,42	A	3	✓
INCO0060.042.020Z3K24	6	8	5,6	85	-	40	20	2,4	6	0,42	B	3	✓
INCO0060.042.020Z3K16	6	8	5,5	100	-	65	20	1,6	6	0,42	B	3	✓
INCO0060.042.015Z3K24	6	10	5,8	120	-	65	15	1,5	6	0,42	B	3	✓
INCO0080.056.030Z3	8	8	7,5	65	30	-	-	-	8	0,56	A	3	✓
INCO0080.056.060Z3	8	8	7,5	100	60	-	-	-	8	0,56	A	3	✓
INCO0080.056.020Z3K20	8	10	7,6	100	-	45	20	2,0	8	0,56	B	3	✓
INCO0080.056.020Z3K16	8	10	7,6	120	-	65	20	1,6	8	0,56	B	3	✓
INCO0100.070.040Z3	10	10	9,6	75	40	-	-	-	8	0,7	A	3	✓
INCO0100.070.040Z3L	10	10	9,6	100	40	-	-	-	8	0,7	A	3	✓
INCO0100.110.040Z3	10	10	9,6	75	40	-	-	-	8	1,1	A	3	✓
INCO0120.080.050Z3	12	12	11,6	125	50	-	-	-	8	0,8	A	3	✓
INCO0120.110.040Z3	12	12	11,6	80	40	-	-	-	8	1,1	A	3	✓
INCO0140.170.040Z3	14	14	13,5	89	40	-	-	-	10	1,7	A	3	✓
INCO0160.190.045Z3	16	16	15,4	100	45	-	-	-	12	1,9	A	3	✓

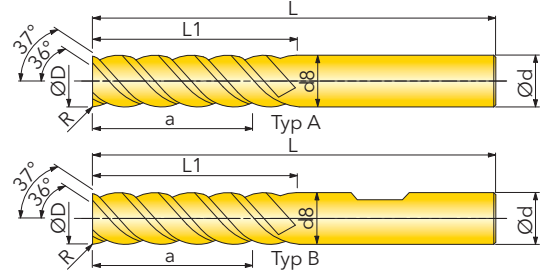
R (Programming radius) / R (Rayon programmé)

INNOVative™ HPC END MILL, Z=4
FRAISE EN BOUT À GÉOMÉTRIE HPC, Z=4

ADAPTION ACC. TO DIN 6535 HA / 6535 HB
 ATTACHEMENT DIN 6535 HA / 6535 HB



Ideal for roughing and finishing in a wide variety of materials. Variable pitch and variable helix angle.
 Fraise idéale pour l'ébauche et la finition de toutes sortes de matériaux. Pas et angle d'hélice variables.

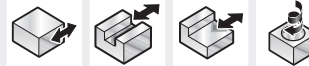


Grade Nuance	P	M	K	N_(K)	S_(M)	H_(PK)		D	h10								
IN2005	+	○	+		○	○	▼▼▼	R	± 0.05								
								d	h6								

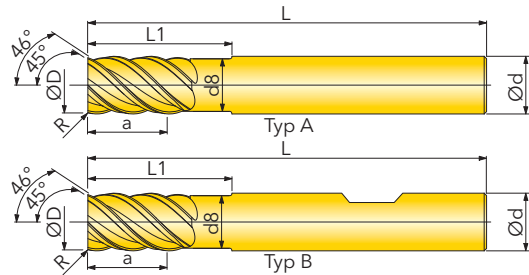
+ Preferred choice / Premier choix ○ Second choice / Second choix ▼ Roughing / Ebauche ▼▼ Pre-finishing / Semi-finition ▼▼▼ Finishing / Finition

Designation Réf. de l'article	D	d	d8	L	L1	a	R	Typ	Z
INNOV060.010.019Z4C	6	6	5,6	55	19	13	0,1	A	4
INNOV060.010.025Z4C	6	6	5,6	61	25	10	0,1	A	4
INNOV060.010.019Z4W	6	6	5,6	55	19	13	0,1	B	4
INNOV060.010.025Z4W	6	6	5,6	61	25	10	0,1	B	4
INNOV080.010.025Z4C	8	8	7,5	61	25	17	0,1	A	4
INNOV080.010.033Z4C	8	8	7,5	69	33	13	0,1	A	4
INNOV080.010.025Z4W	8	8	7,5	61	25	17	0,1	B	4
INNOV080.010.033Z4W	8	8	7,5	69	33	13	0,1	B	4
INNOV100.010.032Z4C	10	10	9,5	72	32	22	0,1	A	4
INNOV100.010.042Z4C	10	10	9,5	82	42	17	0,1	A	4
INNOV100.010.032Z4W	10	10	9,5	72	32	22	0,1	B	4
INNOV100.010.042Z4W	10	10	9,5	82	42	17	0,1	B	4
INNOV120.020.038Z4C	12	12	11,5	83	38	26	0,2	A	4
INNOV120.020.050Z4C	12	12	11,5	95	50	20	0,2	A	4
INNOV120.020.038Z4W	12	12	11,5	83	38	26	0,2	B	4
INNOV120.020.050Z4W	12	12	11,5	95	50	20	0,2	B	4
INNOV160.020.050Z4C	16	16	15,5	98	50	34	0,2	A	4
INNOV160.020.066Z4C	16	16	15,5	114	66	26	0,2	A	4
INNOV160.020.050Z4W	16	16	15,5	98	50	34	0,2	B	4
INNOV160.020.066Z4W	16	16	15,5	114	66	26	0,2	B	4
INNOV200.020.062Z4C	20	20	19,5	112	62	42	0,2	A	4
INNOV200.020.082Z4C	20	20	19,5	132	82	32	0,2	A	4
INNOV200.020.062Z4W	20	20	19,5	112	62	42	0,2	B	4
INNOV200.020.082Z4W	20	20	19,5	132	82	32	0,2	B	4
INNOV250.040.070Z4C	25	25	24,5	121	70	50	0,4	A	4
INNOV250.040.095Z4C	25	25	24,5	150	95	40	0,4	A	4
INNOV250.040.070Z4W	25	25	24,5	121	70	50	0,4	B	4
INNOV250.040.095Z4W	25	25	24,5	150	95	40	0,4	B	4

ADAPTION ACC. TO DIN 6535 HA / 6535 HB
 ATTACHEMENT DIN 6535 HA / 6535 HB



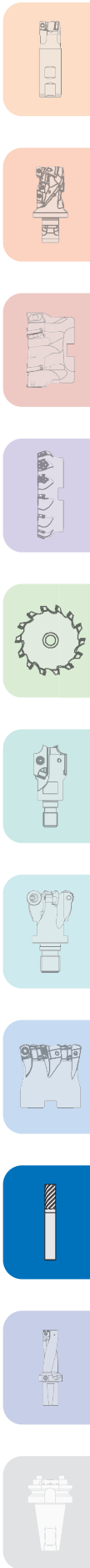
Ideal for roughing and finishing in a wide variety of materials. Variable pitch and variable helix angle.
 Fraise idéale pour l'ébauche et la finition de toutes sortes de matériaux. Pas et angle d'hélice variables.



Grade Nuance	P	M	K	N _(K)	S _(M)	H _(PK)	▼	D	h10			
IN2005	+	○	+		○	○	▼▼▼	R	± 0.05			
								d	h6			

+ Preferred choice / Premier choix ○ Second choice / Second choix ▼ Roughing / Ebauche ▼▼ Pre-finishing / Semi-finition ▼▼▼ Finishing / Finition

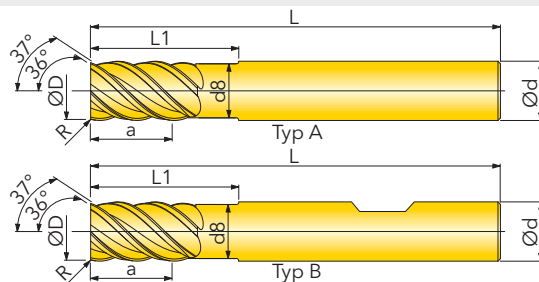
Designation Réf. de l'article	D	d	d8	L	L1	a	R	Typ	Z
INNOV060.010.019Z5C	6	6	5,6	55	19	13	0,1	A	5
INNOV060.010.025Z5C	6	6	5,6	61	25	10	0,1	A	5
INNOV060.010.019Z5W	6	6	5,6	55	19	13	0,1	B	5
INNOV060.010.025Z5W	6	6	5,6	61	25	10	0,1	B	5
INNOV080.010.025Z5C	8	8	7,5	61	25	17	0,1	A	5
INNOV080.010.033Z5C	8	8	7,5	69	33	13	0,1	A	5
INNOV080.010.025Z5W	8	8	7,5	61	25	17	0,1	B	5
INNOV080.010.033Z5W	8	8	7,5	69	33	13	0,1	B	5
INNOV100.010.032Z5C	10	10	9,5	72	32	22	0,1	A	5
INNOV100.010.042Z5C	10	10	9,5	82	42	17	0,1	A	5
INNOV100.010.032Z5W	10	10	9,5	72	32	22	0,1	B	5
INNOV100.010.042Z5W	10	10	9,5	82	42	17	0,1	B	5
INNOV120.020.038Z5C	12	12	11,5	83	38	26	0,2	A	5
INNOV120.020.050Z5C	12	12	11,5	95	50	20	0,2	A	5
INNOV120.020.038Z5W	12	12	11,5	83	38	26	0,2	B	5
INNOV120.020.050Z5W	12	12	11,5	95	50	20	0,2	B	5
INNOV160.020.050Z5C	16	16	15,5	98	50	34	0,2	A	5
INNOV160.020.066Z5C	16	16	15,5	114	66	26	0,2	A	5
INNOV160.020.050Z5W	16	16	15,5	98	50	34	0,2	B	5
INNOV160.020.066Z5W	16	16	15,5	114	66	26	0,2	B	5
INNOV200.020.062Z5C	20	20	19,5	112	62	42	0,2	A	5
INNOV200.020.082Z5C	20	20	19,5	132	82	32	0,2	A	5
INNOV200.020.062Z5W	20	20	19,5	112	62	42	0,2	B	5
INNOV200.020.082Z5W	20	20	19,5	132	82	32	0,2	B	5
INNOV250.040.070Z5C	25	25	24,5	121	70	50	0,4	A	5
INNOV250.040.095Z5C	25	25	24,5	150	95	40	0,4	A	5
INNOV250.040.070Z5W	25	25	24,5	121	70	50	0,4	B	5
INNOV250.040.095Z5W	25	25	24,5	150	95	40	0,4	B	5



ADAPTION ACC. TO DIN 6535 HA / 6535 HB
 ATTACHEMENT DIN 6535 HA / 6535 HB



Special developed HPC-geometry for rough and finish milling of stainless steel and titanium. Irregular division / unequal helix angle
 Géométrie HPC développée spécialement pour l'ébauche et la finition des matériaux Inoxydables et du Titane. Hélice et Pas décalés



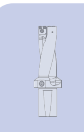
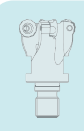
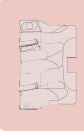
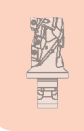
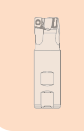
Grade Nuance	P	M	K	N _(K)	S _(M)	H _(PK)		D	h10				
IN2005	○	+	○		+		▼	R	± 0.02				
	○	+	○		+		▼▼	d	h6				

Preferred choice / Premier choix
 Second choice / Second choix
 ▼ Roughing / Ebauche
 ▼▼ Pre-finishing / Semi-finition
 ▼▼▼ Finishing / Finition

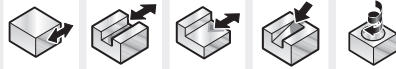
Designation Réf. de l'article	D	d	d8	L	L1	a	R	Typ	Z
INNOT050.020.020Z4C	5	6	4,9	57	20	13	0,2	A	4
INNOT050.050.020Z4C	5	6	4,9	57	20	13	0,5	A	4
INNOT060.020.025Z4C	6	6	5,9	57	25	14	0,2	A	4
INNOT060.050.025Z4C	6	6	5,9	57	25	14	0,5	A	4
INNOT060.100.025Z4C	6	6	5,9	57	25	14	1	A	4
INNOT060.200.025Z4C	6	6	5,9	57	25	14	2	A	4
INNOT080.030.032Z4W	8	8	7,8	68	32	18	0,3	B	4
INNOT080.080.032Z4C	8	8	7,8	68	32	18	0,8	A	4
INNOT080.100.032Z4C	8	8	7,8	68	32	18	1	A	4
INNOT080.200.032Z4C	8	8	7,8	68	32	18	2	A	4
INNOT080.300.032Z4C	8	8	7,8	68	32	18	3	A	4
INNOT100.020.032Z4C	10	10	9,8	72	32	22	0,2	A	4
INNOT100.080.032Z4C	10	10	9,8	72	32	22	0,8	A	4
INNOT100.100.032Z4C	10	10	9,8	72	32	22	1	A	4
INNOT100.200.032Z4C	10	10	9,8	72	32	22	2	A	4
INNOT100.300.032Z4C	10	10	9,8	72	32	22	3	A	4
INNOT100.400.034Z4C	10	10	9,8	72	34	22	4	A	4
INNOT120.020.038Z4C	12	12	11,7	83	38	26	0,2	A	4
INNOT120.080.038Z4C	12	12	11,7	83	38	26	0,8	A	4
INNOT120.100.038Z4C	12	12	11,7	83	38	26	1	A	4
INNOT120.200.038Z4C	12	12	11,7	83	38	26	2	A	4
INNOT120.250.038Z4C	12	12	11,7	83	38	26	2,5	A	4
INNOT120.300.038Z4C	12	12	11,7	83	38	26	3	A	4
INNOT120.400.038Z4C	12	12	11,7	83	38	26	4	A	4
INNOT120.400.038Z4W	12	12	11,7	83	38	26	4	B	4
INNOT140.020.038Z4C	14	14	13,7	83	38	30	0,2	A	4
INNOT140.080.038Z4C	14	14	13,7	83	38	30	0,8	A	4
INNOT140.300.038Z4C	14	14	13,7	83	38	30	3	A	4
INNOT160.020.050Z4W	16	16	15,7	100	50	34	0,2	B	4
INNOT160.100.050Z4W	16	16	15,7	100	50	34	1	B	4
INNOT160.200.050Z4C	16	16	15,7	100	50	34	2	A	4
INNOT160.250.050Z4C	16	16	15,7	100	50	34	2,5	A	4
INNOT160.300.050Z4C	16	16	15,7	100	50	34	3	A	4
INNOT160.400.050Z4C	16	16	15,7	100	50	34	4	A	4
INNOT160.400.050Z4W	16	16	15,7	100	50	34	4	B	4
INNOT160.500.050Z4C	16	16	15,7	100	50	34	5	A	4

Designation Réf. de l'article	D	d	d8	L	L1	a	R	Typ	Z
INNOT200.020.062Z4W	20	20	19,7	112	62	42	0,2	B	4
INNOT200.100.062Z4W	20	20	19,7	112	62	42	1	B	4
INNOT200.200.062Z4C	20	20	19,7	112	62	42	2	A	4
INNOT200.200.062Z4W	20	20	19,7	112	62	42	2	B	4
INNOT200.250.062Z4C	20	20	19,7	112	62	42	2,5	A	4
INNOT200.300.062Z4C	20	20	19,7	112	62	42	3	A	4
INNOT200.400.062Z4C	20	20	19,7	112	62	42	4	A	4
INNOT200.400.062Z4W	20	20	19,7	112	62	42	4	B	4
INNOT200.500.062Z4C	20	20	19,7	112	62	42	5	A	4
INNOT250.020.069Z4C	25	25	24,7	125	69	50	0,2	A	4
INNOT250.100.069Z4C	25	25	24,7	125	69	50	1	A	4
INNOT250.200.069Z4C	25	25	24,7	125	69	50	2	A	4
INNOT250.300.069Z4C	25	25	24,7	125	69	50	3	A	4
INNOT250.400.069Z4C	25	25	24,7	125	69	50	4	A	4
INNOT250.400.069Z4W	25	25	24,7	125	69	50	4	B	4
INNOT250.500.069Z4C	25	25	24,7	125	69	50	5	A	4

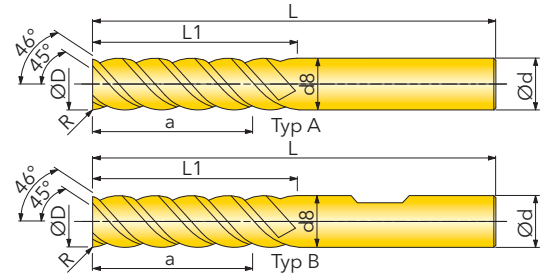
Shaft version in DIN6535HA/HB, different corner radii and tool lengths on request! / Queue disponible en version DIN6535HA/HB, autres rayons et longueurs sur demande.



ADAPTION ACC. TO DIN 6535 HA / 6535 HB
 ATTACHEMENT DIN 6535 HA / 6535 HB



Special developed HPC-geometry for rough and finish milling of stainless steel and titanium. Irregular division / unequal helix angle.
 Géométrie HPC développée spécialement pour l'ébauche et la finition des matériaux Inoxydables et du Titane. Hélice et Pas décalés.



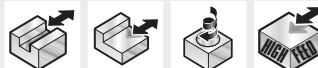
Grade Nuance	P	M	K	N_(K)	S_(M)	H_(PK)	▼	D	h10			
IN2005	○	+	○		+		▼▼▼	R	± 0.02			
	+						▼▼▼	d	h6			

Preferred choice / Premier choix
 Second choice / Second choix
 ▼ Roughing / Ebauche
 ▼▼ Pre-finishing / Semi-finition
 ▼▼▼ Finishing / Finition

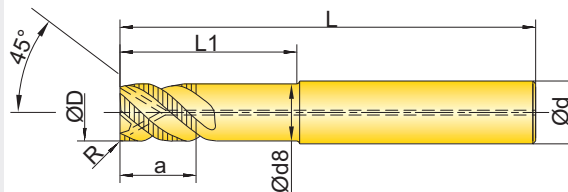
Designation Réf. de l'article	D	d	d8	L	L1	a	R	Typ	Z
INNOT060.010.019Z5C	6	6	5,6	55	19	13	0,1	A	5
INNOT060.100.019Z5C	6	6	5,6	55	19	13	1	A	5
INNOT080.010.025Z5C	8	8	7,5	61	25	17	0,1	A	5
INNOT080.100.025Z5C	8	8	7,5	61	25	17	1	A	5
INNOT100.010.033Z5C	10	10	9,5	72	33	22	0,1	A	5
INNOT100.100.033Z5C	10	10	9,5	72	33	22	1	A	5
INNOT100.200.033Z5C	10	10	9,5	72	33	22	2	A	5
INNOT120.020.038Z5C	12	12	11,5	83	38	26	0,2	A	5
INNOT120.100.038Z5C	12	12	11,5	83	38	26	1	A	5
INNOT120.200.038Z5C	12	12	11,5	83	38	26	2	A	5
INNOT120.250.038Z5C	12	12	11,5	83	38	26	2,5	A	5
INNOT120.400.038Z5C	12	12	11,5	83	38	26	4	A	5
INNOT160.020.050Z5C	16	16	15,5	98	50	34	0,2	A	5
INNOT160.020.050Z5W	16	16	15,5	98	50	34	0,2	B	5
INNOT160.100.050Z5W	16	16	15,5	98	50	34	1	B	5
INNOT160.200.050Z5W	16	16	15,5	98	50	34	2	B	5
INNOT160.250.050Z5C	16	16	15,5	98	50	34	2,5	A	5
INNOT160.400.050Z5W	16	16	15,5	98	50	34	4	B	5
INNOT200.020.062Z5C	20	20	19,5	112	62	42	0,2	A	5
INNOT200.020.062Z5W	20	20	19,5	112	62	42	0,2	B	5
INNOT200.100.062Z5W	20	20	19,5	112	62	42	1	B	5
INNOT200.200.062Z5W	20	20	19,5	112	62	42	2	B	5
INNOT200.250.062Z5C	20	20	19,5	112	62	42	2,5	A	5
INNOT200.400.062Z5W	20	20	19,5	112	62	42	4	B	5

Shaft version in DIN6535HA/HB, different corner radii and tool lengths on request! / Queue disponible en version DIN6535HA/HB, autres rayons et longueurs sur demande.

ADAPTION ACC. TO DIN 6535 HA
 ATTACHEMENT DIN 6535 HA



Special roughing end mill in serrated geometry for aluminum machining with internal coolant.
 Fraise à géométrie ravageuse avec arrosage par le centre pour l'usinage de l'Aluminium.



Grade Nuance	P	M	K	N _(K)	S _(M)	H _(PK)		D	e8	λ = 45°	
IN1205				+			R	± 0.05			
							d	h6			

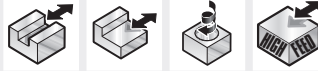
+ Preferred choice / Premier choix ○ Second choice / Second choix ▼ Roughing / Ebauche ▼▼ Pre-finishing / Semi-finition ▼▼▼ Finishing / Finition

Designation Réf. de l'article	D	d	d8	L	L1	a	R	Z	
INNOV080.020.041Z3CCB	8	8	7,5	83	41	12	0,2	3	✓
INNOV080.200.041Z3CCB	8	8	7,5	83	41	12	2	3	✓
INNOV100.020.041Z3CCB	10	10	9,1	83	41	12	0,2	3	✓
INNOV100.200.041Z3CCB	10	10	9,1	83	41	12	2	3	✓
INNOV120.020.041Z3CCB	12	12	11	87	41	12	0,2	3	✓
INNOV120.200.041Z3CCB	12	12	11	87	41	12	2	3	✓
INNOV120.400.041Z3CCB	12	12	11	87	41	12	4	3	✓
INNOV160.200.047Z3CCB	16	16	15	97	47	14	2	3	✓
INNOV160.020.060Z3CCB	16	16	15	109	60	14	0,2	3	✓
INNOV160.200.060Z3CCB	16	16	15	109	60	14	2	3	✓
INNOV160.400.060Z3CCB	16	16	15	109	60	14	4	3	✓
INNOV200.020.060Z3CCB	20	20	18,8	111	60	17	0,2	3	✓
INNOV200.200.060Z3CCB	20	20	18,8	111	60	17	2	3	✓
INNOV200.400.060Z3CCB	20	20	18,8	111	60	17	4	3	✓
INNOV200.400.100Z3CCB	20	20	18,8	150	100	30	4	3	✓

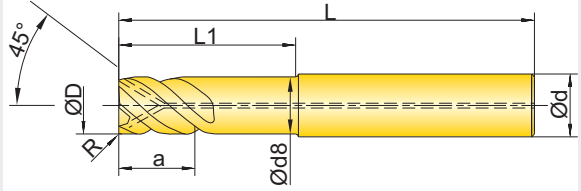
Shaft version in DIN6535 B , different corner radii and tool lengths on request! / Queue disponible en version DIN6535 B, autres rayons et longueurs sur demande.

INNOVATIVEalu™ HPC END MILL Z=3 (ALU) FRAISE HPC Z=3 POUR L'USINAGE DE L'ALUMINIUM

ADAPTION ACC. TO DIN 6535 HA
ATTACHEMENT DIN 6535 HA



Special developed HPC-geometry for rough and finish milling of aluminum. Irregular division with internal coolant, reduced shaft diameter behind the effective cutting edge.
Géométrie HPC développée spécialement pour l'ébauche et la finition de l'Aluminium. Pas décalés avec arrosage par le centre, Queue dégagée.



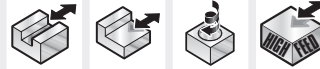
Grade Nuance	P	M	K	N _(K)	S _(M)	H _(PK)		D	h6	
IN05S				+			R	± 0.05		
							d	h6		

+ Preferred choice / Premier choix ○ Second choice / Second choix ▼ Roughing / Ebauche ▼▼ Pre-finishing / Semi-finition ▼▼▼ Finishing / Finition

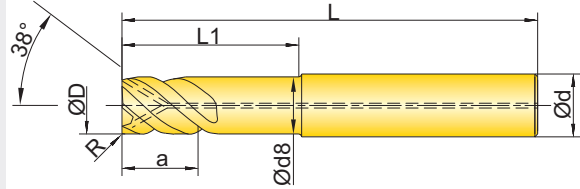
Designation Réf. de l'article	D	d	d8	L	L1	a	R	Z	IK
INNOV080.020.040Z3C	8	8	7,5	79	40	12	0,2	3	✓
INNOV080.200.041Z3C	8	8	7,5	79	41	12	2	3	✓
INNOV100.020.041Z3C	10	10	9,1	83	41	15	0,2	3	✓
INNOV100.200.041Z3C	10	10	9,1	83	41	15	2	3	✓
INNOV120.020.041Z3C	12	12	11,0	88	41	18	0,2	3	✓
INNOV120.200.041Z3C	12	12	11,0	88	41	18	2	3	✓
INNOV120.400.041Z3C	12	12	11,0	88	41	18	4	3	✓
INNOV160.050.060Z3C	16	16	15,0	109	60	40	0,5	3	✓
INNOV160.200.060Z3C	16	16	15,0	109	60	40	2	3	✓
INNOV160.400.060Z3C	16	16	15,0	109	60	40	4	3	✓
INNOV160.200.065Z3C	16	16	15,0	114	65	24	2	3	✓
INNOV160.200.080Z3C	16	16	15,0	128	80	24	2	3	✓
INNOV200.020.065Z3C	20	20	18,8	115	65	30	0,2	3	✓
INNOV200.200.060Z3C	20	20	18,8	110	60	30	2	3	✓
INNOV200.400.060Z3C	20	20	18,8	110	60	30	4	3	✓
INNOV200.020.100Z3C	20	20	18,8	150	100	30	0,2	3	✓
INNOV200.200.100Z3C	20	20	18,8	150	100	30	2	3	✓
INNOV200.400.100Z3C	20	20	18,8	150	100	30	4	3	✓

Shaft version in DIN6535 B, different corner radii and tool lengths on request! / Queue disponible en version DIN6535 B, autres rayons et longueurs sur demande.

ADAPTION ACC. TO DIN 6535 HA
ATTACHEMENT DIN 6535 HA



Special developed HPC-geometry for rough and finish milling aluminum. Irregular division with internal coolant, reduced shaft diameter behind the effective cutting edge.
Géométrie HPC développée spécialement pour l'ébauche et la finition de l'Aluminium. Pas décalés avec arrosage par le centre, Queue dégagée.



Grade Nuance	P	M	K	N _(K)	S _(M)	H _(PK)		D	e8											
IN05S				+				R	± 0.05											
								d	h6											

+ Preferred choice / Premier choix ○ Second choice / Second choix ▽ Roughing / Ebauche ▽▽ Pre-finishing / Semi-finition ▽▽▽ Finishing / Finition

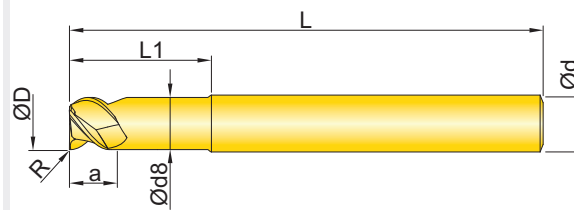
Designation Réf. de l'article	D	d	d8	L	L1	a	R	Z	
INNOV080.020.041Z4C	8	8	7,5	79	41	12	0,2	4	✓
INNOV080.200.040Z4C	8	8	7,5	79	40	12	2	4	✓
INNOV100.020.041Z4C	10	10	9,4	83	41	15	0,2	4	✓
INNOV100.200.041Z4C	10	10	9,4	83	41	15	2	4	✓
INNOV120.020.041Z4C	12	12	11,3	88	41	18	0,2	4	✓
INNOV120.200.041Z4C	12	12	11,3	88	41	18	2	4	✓
INNOV120.400.041Z4C	12	12	11,3	88	41	18	4	4	✓
INNOV160.050.040Z4C	16	16	15,2	109	60	40	0,5	4	✓
INNOV160.200.060Z4C	16	16	15,2	109	60	40	2	4	✓
INNOV160.400.060Z4C	16	16	15,2	109	60	40	4	4	✓
INNOV160.200.065Z4C	16	16	15,2	114	65	24	2	4	✓
INNOV160.200.080Z4C	16	16	15,2	128	80	24	2	4	✓
INNOV200.020.065Z4C	20	20	19,0	115	65	30	0,2	4	✓
INNOV200.200.060Z4C	20	20	19,0	110	60	30	2	4	✓
INNOV200.400.060Z4C	20	20	19,0	110	60	30	4	4	✓
INNOV200.020.100Z4C	20	20	19,0	150	100	30	0,2	4	✓
INNOV200.200.100Z4C	20	20	19,0	150	100	30	2	4	✓
INNOV200.400.100Z4C	20	20	19,0	150	100	30	4	4	✓

Shaft version in DIN6535 B, different corner radii and tool lengths on request! / Queue disponible en version DIN6535 B, autres rayons et longueurs sur demande.

ADAPTION ACC. TO DIN 6535 HA
ATTACHEMENT DIN 6535 HA



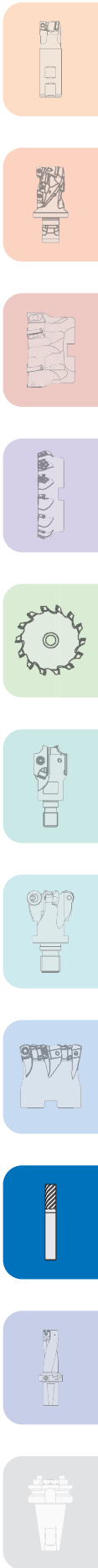
High material removal for machining nickel-based alloys like Inconel.
Grand débit copeaux dans l'usinage des alliages à base Nickel tel que l'Inconel Fraise Grande Avance Céramique



Grade Nuance	P	M	K	N_(K)	S_(M)	H_(PK)	▼	D	0/-0,02									
IN75N			+		+			d	h6									

Preferred choice / Premier choix
 Second choice / Second choix
 ▼ Roughing / Ebauche
 ▼▼ Pre-finishing / Semi-finition
 ▼▼▼ Finishing / Finition

Designation Réf. de l'article	D	d	d8	L	L1	a	R	Z	
INCER060.042.015Z3	6	6	5,5	50	15	6	0,42	3	0,028
INCER080.056.020Z3	8	8	7,5	57	20	8	0,56	3	0,036
INCER100.070.025Z3	10	10	9,5	65	25	8	0,70	3	0,064
INCER120.110.030Z3	12	12	11,5	72	30	10	1,10	3	0,101
INCER160.190.035Z3	16	16	15,5	83	35	12	1,90	3	0,200
INCER200.250.040Z3	20	20	19,5	93	40	15	2,50	3	0,365








BORING TOOLS / OUTILS D'ALÉSAGE

	D	a	Description	Code / Série	Page
	6,0 - 25,9	1,5 x D	GOLD•TWIST™ Head changeable Drill 1,5D Ø6,0-Ø25,9 Foret à embout 1,5D Ø6,0-Ø25,9	1,5D Ø6,0 - Ø25,9	338
	6,0 - 25,9	3 x D	GOLD•TWIST™ Head changeable Drill 3D Ø6,0-Ø25,9 Foret à embout 3D Ø6,0-Ø25,9	3D Ø6,0 - Ø25,9	339
	6,0 - 25,9	5 x D	GOLD•TWIST™ Head changeable Drill 5D Ø6,0-Ø25,9 Foret à embout 5D Ø6,0-Ø25,9	5D Ø6,0 - Ø25,9	340
	7,0 - 25,9	8 x D	GOLD•TWIST™ Head changeable Drill 8D Ø7,0-Ø25,9 Foret à embout 8D Ø7,0-Ø25,9	8D Ø7,0 - Ø25,9	341
	7,0 - 25,9	8 x D	GOLD•TWIST™ Head changeable Drill 8D Ø7,0-Ø25,9 (DIN 1835 A) Foret à embout 8D Ø7,0-Ø25,9 (DIN 1835 A)	8D Ø7,0 - Ø25,9	342
	12,0 - 25,9	12 x D	GOLD•TWIST™ Head changeable Drill 12D Ø12,0-Ø25,9 Foret à embout 12D Ø12,0-Ø25,9	12D Ø12,0 - Ø25,9	343
	8,5 - 21,9	26 - 48	GOLD•TWIST™ Head changeable chamfer Drill Foret à embout pour avant trou de taraudage		344
	34 - 47	2	GOLD•TWIST™ Chamfer Ring CB...R2 Bague à chanfreiner		345
	26 - 40	3 x D	SPADE•TWIST™ Head changeable Drill 3D Ø26,0-Ø41,0 Foret à lame 3D Ø26,0-Ø41,0	3D Ø26,0 - Ø41,0	352
	26 - 40	5 x D	SPADE•TWIST™ Head changeable Drill 5D Ø26,0-Ø41,0 Foret à lame 5D Ø26,0-Ø41,0	5D Ø26,0 - Ø41,0	353
	26 - 45	5 x D	GOLD•TWIN™ Head changeable Drill 5D with Inserts Ø26-Ø45 Foret à embout et plaquettes 5D Ø26-Ø45	5D Ø26 - Ø45	356
	14,0 - 26,0	2 x D	QUAD•TWIST™ Indexable Drill 2D Ø14 - Ø26 Foret à Plaquettes 2D Ø14 - Ø26	2D Ø14 - Ø26	360
	27,0 - 50,0	2 x D	QUAD•TWIST™ Indexable Drill 2D Ø27 - Ø50 Foret à Plaquettes 2D Ø27 - Ø50	2D Ø27 - Ø50	362
	14,0 - 26,0	3 x D	QUAD•TWIST™ Indexable Drill 3D Ø14 - Ø26 Foret à Plaquettes 3D Ø14 - Ø26	3D Ø14 - Ø26	364

Subject to printing error or technical changes. / Sous réserve d'erreurs d'impression ou de modifications techniques.

BORING TOOLS / OUTILS D'ALÉSAGE

	D	a	Description	Code / Série	Page
	26,5 - 50,5	3 x D	QUADOTWIST™ Indexable Drill 3D Ø26,5 - Ø50,5 Foret à Plaquettes 3D Ø26,5 - Ø50,5	3D Ø26,5 - Ø50,5	366
	14,0 - 26,0	4 x D	QUADOTWIST™ Indexable Drill 4D Ø14 - Ø26 Foret à Plaquettes 4D Ø14 - Ø26	4D Ø14 - Ø26	368
	27,0 - 50,0	4 x D	QUADOTWIST™ Indexable Drill 4D Ø27 - Ø50 Foret à Plaquettes 4D Ø27 - Ø50	4D Ø27 - Ø50	370
	14,0 - 26,0	5 x D	QUADOTWIST™ Indexable Drill 5D Ø14 - Ø26 Foret à Plaquettes 5D Ø14 - Ø26	5D Ø14 - Ø26	372
	27,0 - 50,0	5 x D	QUADOTWIST™ Indexable Drill 5D Ø27 - Ø50 Foret à Plaquettes 5D Ø27 - Ø50	5D Ø27 - Ø50	374
	13 - 29	2 x D	QUADODRILL™ Indexable Drill 2D Ø13-Ø29 Foret à Plaquettes 2D Ø13-Ø29	2D Ø13-Ø29	376
	30 - 50	2 x D	QUADODRILL™ Indexable Drill 2D Ø30-Ø50 Foret à Plaquettes 2D Ø30-Ø50	2D Ø30-Ø50	378
	12,5 - 27,5	3 x D	QUADODRILL™ Indexable Drill 3D Ø12,5-Ø27,5 Foret à Plaquettes 3D Ø12,5-Ø27,5	3D Ø12,5-Ø27,5	380
	28 - 50,5	3 x D	QUADODRILL™ Indexable Drill 3D Ø28-Ø50,5 Foret à Plaquettes 3D Ø28-Ø50,5	3D Ø28-Ø50,5	382
	51 - 60	3 x D	QUADODRILL™ Indexable drill 3D Ø51 - Ø60 Foret à Plaquettes 3D Ø51 - Ø60	3D Ø51 - Ø60	384
	13 - 29	4 x D	QUADODRILL™ Indexable Drill 4D Ø13-Ø29 Foret à Plaquettes 4D Ø13-Ø29	4D Ø13-Ø29	386
	30 - 50	4 x D	QUADODRILL™ Indexable 4D Ø30-Ø50 Foret à Plaquettes 4D Ø30-Ø50	4D Ø30-Ø50	388
	13 - 27	5 x D	QUADODRILL™ Indexable drill 5D Ø13 - Ø27 Foret à Plaquettes 5D Ø13 - Ø27	5D Ø13 - Ø27	390
	28 - 50	5 x D	QUADODRILL™ Indexable drill 5D Ø28 - Ø50 Foret à Plaquettes 5D Ø28 - Ø50	5D Ø28 - Ø50	392















Subject to printing error or technical changes. / Sous réserve d'erreurs d'impression ou de modifications techniques.

BORING TOOLS / OUTILS D'ALÉSAGE

	D	a	Description	Code / Série	Page
	51 - 80	2,5 x D	QUADODRILL⁺ Cartridge Indexable Drill 2,5xD Ø51 - Ø80 Foret à cartouches 2,5xD Ø51 - Ø80	2,5xD Ø51 - Ø80	394
	51 - 80	3,5 x D	QUADODRILL⁺ Cartridge Indexable Drill 3,5xD Ø51 - Ø80 Foret à cartouches 3,5xD Ø51 - Ø80	3,5xD Ø51 - Ø80	396
	16 - 40	1 x D	QUADODRILL⁺ Counterboring Mill 15S1...W Fraise à Percer - Rainurer 15S1...W	15S1...W	398
	10 - 48	1 x D	QUADODRILL⁺ Counterboring End Mill 15C1...W Fraise à lamer et trefler 15C1...W	15C1...W	400
	15 - 48	1 x D	QUADODRILL⁺ Counterboring End Mill 15C1...X Fraise à lamer et trefler 15C1...X	15C1...X	402
	14 - 18	10/15/25 x D	DEEPTRIO[™] Gun Drill GT_10/15/25D Ø14-18,0 Foret 3/4 GT_10/15/25D Ø14-18,0	GT_10/15/25D Ø14-18,0	404
	18,5 - 28	10/15/25 x D	DEEPTRIO[™] Gun Drill GT_10/15/25D Ø18,5-28 Foret 3/4 GT_10/15/25D Ø18,5-28	GT_10/15/25D Ø18,5-28	406
	11,501 - 32,000	3-8 x D	QWIKOREAM[™] Holder reaming head 3D / 5D / 8D Corps pour alésoirs à embouts 3D / 5D / 8D	3D / 5D / 8D	408
	11,501 - 32,000	-	QWIKOREAM[™] Reaming head XLB_ Tête d'alesage goujure hélicoïdale XLB_	XLB_	409
	11,501 - 32,000	-	QWIKOREAM[™] Reaming head XSA_ Tête d'alesage goujure droite XSA_	XSA_	410
	38 - 112	-	RAPIDTHREAD[™] Thread Mill 17Y1_ Fraise à fileter 17Y1_	17Y1_	411
	9,5 - 9,9	12	RAPIDTHREAD[™] Threading End Mill (a=12mm) Fraise à fileter (a=12mm)		412
	9,9	12	RAPIDTHREAD[™] Threading End Mill (a=12mm Carbide Shank) Fraise à fileter (a=12mm corps carbure)		414
	12 - 20	14	RAPIDTHREAD[™] Threading End Mill (a=14mm) Fraise à fileter (a=14mm)		416














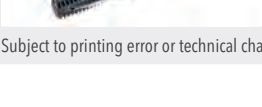
Subject to printing error or technical changes. / Sous réserve d'erreurs d'impression ou de modifications techniques.

BORING TOOLS / OUTILS D'ALÉSAGE

	D	a	Description	Code / Série	Page
	13,2 - 15,2	14	RAPID•THREAD™ Threading End Mill (a=14mm Carbide Shank) Fraise à fileter (a=14mm corps carbure)		418
	18 - 30	21	RAPID•THREAD™ Threading End Mill (a=21mm) Fraise à fileter (a=21mm)		420
	21	21	RAPID•THREAD™ Threading End Mill (a=21mm Carbide Shank) Fraise à fileter (a=21mm corps carbure)		422
	63	21	RAPID•THREAD™ Threading Shell Mill (a=21mm) Fraise à fileter (a=21mm)		424
	29 - 40	30	RAPID•THREAD™ Threading End Mill (a=30mm) Fraise à fileter (a=30mm)		426
	27	30	RAPID•THREAD™ Threading End Mill (a=30mm Carbide Shank) Fraise à fileter (a=30mm corps carbure)		428
	63 - 100	30	RAPID•THREAD™ Threading Shell Mill (a=30mm) Fraise à fileter (a=30mm)		430
	48 - 50	40	RAPID•THREAD™ Threading End Mill (a=40mm) Fraise à fileter (a=40mm)		432
	80 - 100	40	RAPID•THREAD™ Threading Shell Mill (a=40mm) Fraise à fileter (a=40mm)		434
	23	23	RAPID•THREAD™ Threading End Mill (a=23mm) Fraise à fileter (a=23mm)		436
	32	32	RAPID•THREAD™ Threading End Mill (a=32mm) Fraise à fileter (a=32mm)		438
	45	37	RAPID•THREAD™ Threading End Mill (a=37mm) Fraise à fileter (a=37mm)		440
	63	38	RAPID•THREAD™ Threading Shell Mill (a=38mm) Fraise à fileter (a=38mm)		442
	15,7 - 21,7	1,4 - 2,4	CHIP•SURFER™ Threading cutter 55° / 60° Fraise à fileter 55° / 60°		444













Subject to printing error or technical changes. / Sous réserve d'erreurs d'impression ou de modifications techniques.

BORING TOOLS / OUTILS D'ALÉSAGE

	D	a	Description	Code / Série	Page
	10 - 16	6 - 12	CHIP•SURFER™ threading Cutter iso type Fraise à fileter type iso		445
	10 - 16	5,3 - 11,3	CHIP•SURFER™ threading Cutter UNC / UNF / UNEF type Fraise à fileter type UNC / UNF / UNEF		446
	10 - 16	5,3 - 11,6	CHIP•SURFER™ threading cutter W type Fraise à fileter type W		446
	5 - 16	-	RAPID•THREAD™ threading cutter 60° Fraise à fileter 60°		447
	3,8 - 18	10,3 - 58,5	RAPID•THREAD™ Solid Carbide ISO-Threading (with central internal Coolant) Fraise à fileter carbure mono ISO-arrosage interne		448
	3,2 - 19,5	6,8 - 42,9	RAPID•THREAD™ Solid Carbide UN-Threading (with central internal Coolant) Fraise à fileter carbure mono UN-arrosage interne		449
	7,8 - 16	14,1 - 38,1	RAPID•THREAD™ Solid Carbide BSP-Threading (with central internal Coolant) Fraise à fileter carbure mono BSP-arrosage interne		450
	7,8 - 16	14,1 - 28,9	RAPID•THREAD™ Solid Carbide BSPT-Threading (with central internal Coolant) Fraise à fileter carbure mono BSPT-arrosage interne		450
	7,6 - 20	10,8 - 39,7	RAPID•THREAD™ Solid Carbide NPT-Threading (with central internal Coolant) Fraise à fileter carbure mono NPT-arrosage interne		451
	4,8 - 15	10,5 - 33,8	RAPID•THREAD™ Solid Carbide ISO-Threading (with internal Coolant in the flutes) Fraise à fileter carbure mono ISO-arrosage goujures		452
	6 - 14,4	14,1 - 34,3	RAPID•THREAD™ Solid Carbide UN-Threading (with internal Coolant in the flutes) Fraise à fileter carbure mono UN-arrosage par goujures		453
	7,8 - 16	14,1 - 38,1	RAPID•THREAD™ Solid Carbide BSP-Threading (with internal Coolant in the flutes) Fraise à fileter carbure mono BSP-arrosage par goujures		454
	7,6 - 10	10,8 - 16,2	RAPID•THREAD™ Solid Carbide NPT-Threading (with internal Coolant in the flutes) Fraise à fileter carbure mono NPT-arrosage par goujures		454
	7,6 - 15,5	10,8 - 22,7	RAPID•THREAD™ Solid Carbide NPTF-Threading (with internal Coolant in the flutes) Fraise à fileter carbure mono NPTF-arrosage par goujures		455

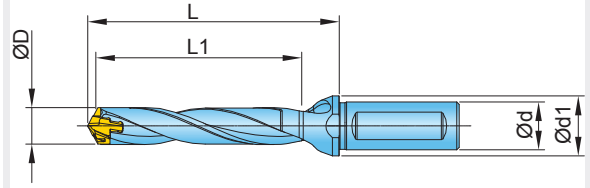
Subject to printing error or technical changes. / Sous réserve d'erreurs d'impression ou de modifications techniques.

BORING TOOLS / OUTILS D'ALÉSAGE

	D	a	Description	Code / Série	Page
	2,2 - 16	5,3 - 58,5	RAPID THREAD™ Solid Carbide ISO-Threading internal Fraise à fileter carbure mono ISO-interne		456
	10 - 12	16,5 - 21	RAPID THREAD™ Solid Carbide ISO-Threading external Fraise à fileter carbure mono ISO-externe		457
	4 - 16	11,3 - 42,9	RAPID THREAD™ Solid Carbide UN-Threading internal Fraise à fileter carbure mono UN-interne		458
	6 - 20	9,5 - 47,3	RAPID THREAD™ Solid Carbide BSP-Threading internal & external Fraise à fileter carbure mono BSP-interne & externe		459
	6 - 16	9,5 - 28,9	RAPID THREAD™ Solid Carbide BSPT-Threading internal & external Fraise à fileter carbure mono BSPT-interne & externe		459
	6 - 20	9,9 - 39,7	RAPID THREAD™ Solid Carbide NPT-Threading internal & external Fraise à fileter carbure mono NPT-interne & externe		460
	6 - 12	9,9 - 20,9	RAPID THREAD™ Solid Carbide NPTF-Threading internal & external Fraise à fileter carbure mono NPTF-interne & externe		460
	1,05 - 15	-	RAPID THREAD™ Solid Carbide short ISO-Threading internal Fraise à fileter serie court carbure mono ISO-interne		461
	1,15 - 11,4	-	RAPID THREAD™ Solid Carbide short UN-Threading internal Fraise à fileter serie courte carbure mono UN-interne		462
	1,55 - 11,8	-	RAPID THREAD™ Solid Carbide short ISO-Threading internal (left version) Fraise à fileter serie courte carbure mono ISO-interne (version a gauche)		463
	3,15 - 11,8	-	RAPID THREAD™ Solid Carbide short ISO-Threading / Drilling internal (left version) outil carbure monobloc perçage/filetage-ISO (version à gauche)		464
	1,15 - 9,2	-	RAPID THREAD™ Solid Carbide short UN-Threading internal (left version) Fraise à fileter serie courte UN-interne (version a gauche)		465

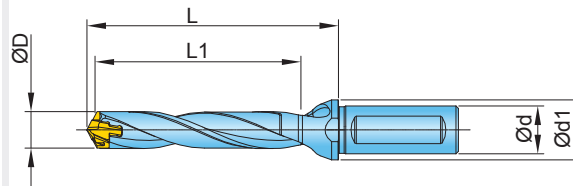
Subject to printing error or technical changes. / Sous réserve d'erreurs d'impression ou de modifications techniques.

ADAPTION ACC. TO DIN 1835 B
 ATTACHEMENT COMPATIBLE DIN 1835 B

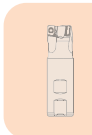


Designation Réf. de l'article	D min.	D max.	d	d1	L	L1	Ps	Key	IK	kg
TD0600009JCR00	6,0	6,4	12	16	23,0	9	6	KTD6.0-9.9	✓	0,02
TD0650010JCR00	6,5	6,9	12	16	24,0	10	6	KTD6.0-9.9	✓	0,02
TD0700011JCR00	7,0	7,4	12	16	25,1	11	7	KTD6.0-9.9	✓	0,03
TD0750011JCR00	7,5	7,9	12	16	25,9	11,3	7	KTD6.0-9.9	✓	0,03
TD0800012JCR00	8,0	8,9	12	16	27,9	12	8	KTD6.0-9.9	✓	0,04
TD0900014JCR00	9,0	9,9	12	16	29,3	14	9	KTD6.0-9.9	✓	0,05
TD1000015JDR00	10,0	10,9	16	20	31,2	15	10	KTD10.0-19.9	✓	0,08
TD1100017JDR00	11,0	11,9	16	20	33,1	17	11	KTD10.0-19.9	✓	0,09
TD1200018JDR00	12,0	12,9	16	20	35,0	18	12	KTD10.0-19.9	✓	0,10
TD1300020JDR00	13,0	13,9	16	20	37,1	20	13	KTD10.0-19.9	✓	0,11
TD1400021JDR00	14,0	14,9	16	20	41,1	21	14	KTD10.0-19.9	✓	0,12
TD1500023JER00	15,0	15,9	20	25	46,2	23	15	KTD10.0-19.9	✓	0,15
TD1600024JER00	16,0	16,9	20	25	49,3	24	16	KTD10.0-19.9	✓	0,16
TD1700026JER00	17,0	17,9	20	25	52,4	26	17	KTD10.0-19.9	✓	0,17
TD1800027JFR00	18,0	18,9	25	32	55,5	27	18	KTD10.0-19.9	✓	0,28
TD1900029JFR00	19,0	19,9	25	32	58,5	29	19	KTD10.0-19.9	✓	0,30
TD2000030JFR00	20,0	20,9	25	32	61,6	30	20	KTD20.0-26.9	✓	0,31
TD2100032JFR00	21,0	21,9	25	32	64,7	32	21	KTD20.0-26.9	✓	0,32
TD2200033JFR00	22,0	22,9	25	32	67,8	33	22	KTD20.0-26.9	✓	0,34
TD2300035JGR00	23,0	23,9	32	42	70,9	35	23	KTD20.0-26.9	✓	0,42
TD2400036JGR00	24,0	24,9	32	42	74,0	36	24	KTD20.0-26.9	✓	0,46
TD2500038JGR00	25,0	25,9	32	42	77,0	38	25	KTD20.0-26.9	✓	0,50

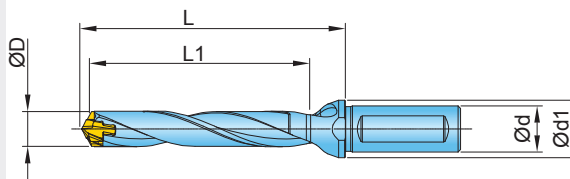
ADAPTION ACC. TO DIN 1835 B
 ATTACHEMENT COMPATIBLE DIN 1835 B



Designation Réf. de l'article	D min.	D max.	d	d1	L	L1	Ps	Key		
TD0600018JCR00	6,0	6,4	12	16	32,0	18	6	KTD6.0-9.9	✓	0,03
TD0650020JCR00	6,5	6,9	12	16	34,0	20	6	KTD6.0-9.9	✓	0,03
TD0700021JCR00	7,0	7,4	12	16	35,6	21	7	KTD6.0-9.9	✓	0,04
TD0750023JCR00	7,5	7,9	12	16	37,1	23	7	KTD6.0-9.9	✓	0,04
TD0800024JCR00	8,0	8,4	12	16	39,4	24	8	KTD6.0-9.9	✓	0,05
TD0850026JCR00	8,5	8,9	12	16	40,9	26	8	KTD6.0-9.9	✓	0,05
TD0900027JCR00	9,0	9,4	12	16	42,8	27	9	KTD6.0-9.9	✓	0,06
TD0950029JCR00	9,5	9,9	12	16	44,3	29	9	KTD6.0-9.9	✓	0,06
TD1000030JDR00	10,0	10,4	16	20	46,2	30	10	KTD10.0-19.9	✓	0,09
TD1050032JDR00	10,5	10,9	16	20	47,7	32	10	KTD10.0-19.9	✓	0,10
TD1100033JDR00	11,0	11,4	16	20	49,6	33	11	KTD10.0-19.9	✓	0,10
TD1150035JDR00	11,5	11,9	16	20	51,1	35	11	KTD10.0-19.9	✓	0,11
TD1200036JDR00	12,0	12,4	16	20	53,0	36	12	KTD10.0-19.9	✓	0,11
TD1250037JDR00	12,5	12,9	16	20	54,5	37	12	KTD10.0-19.9	✓	0,11
TD1300039JDR00	13,0	13,4	16	20	56,6	39	13	KTD10.0-19.9	✓	0,12
TD1350041JDR00	13,5	13,9	16	20	58,1	41	13	KTD10.0-19.9	✓	0,12
TD1400042JDR00	14,0	14,4	16	20	62,1	42	14	KTD10.0-19.9	✓	0,13
TD1450044JDR00	14,5	14,9	16	20	63,6	44	14	KTD10.0-19.9	✓	0,13
TD1500045JER00	15,0	15,9	20	25	68,7	45	15	KTD10.0-19.9	✓	0,18
TD1600048JER00	16,0	16,9	20	25	73,3	48	16	KTD10.0-19.9	✓	0,19
TD1700051JER00	17,0	17,9	20	25	77,9	51	17	KTD10.0-19.9	✓	0,20
TD1800054JFR00	18,0	18,9	25	32	82,5	54	18	KTD10.0-19.9	✓	0,32
TD1900057JFR00	19,0	19,9	25	32	87,0	57	19	KTD10.0-19.9	✓	0,34
TD2000060JFR00	20,0	20,9	25	32	91,6	60	20	KTD20.0-26.9	✓	0,35
TD2100063JFR00	21,0	21,9	25	32	96,2	63	21	KTD20.0-26.9	✓	0,36
TD2200066JFR00	22,0	22,9	25	32	100,8	66	22	KTD20.0-26.9	✓	0,37
TD2300069JGR00	23,0	23,9	32	42	105,4	69	23	KTD20.0-26.9	✓	0,45
TD2400072JGR00	24,0	24,9	32	42	109,9	72	24	KTD20.0-26.9	✓	0,49
TD2500075JGR00	25,0	25,9	32	42	114,5	75	25	KTD20.0-26.9	✓	0,53

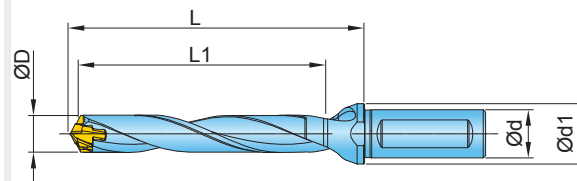




ADAPTION ACC. TO DIN 1835 B
 ATTACHEMENT COMPATIBLE DIN 1835 B

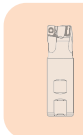


Designation Réf. de l'article	D min.	D max.	d	d1	L	L1	Ps	Key	IK	kg
TD0600030JCR00	6,0	6,4	12	16	44,0	30	6	KTD6.0-9.9	✓	0,04
TD0650033JCR00	6,5	6,9	12	16	47,0	33	6	KTD6.0-9.9	✓	0,04
TD0700035JCR00	7,0	7,4	12	16	49,6	35	7	KTD6.0-9.9	✓	0,05
TD0750038JCR00	7,5	7,9	12	16	52,1	38	7	KTD6.0-9.9	✓	0,05
TD0800040JCR00	8,0	8,4	12	16	55,4	40	8	KTD6.0-9.9	✓	0,06
TD0850043JCR00	8,5	8,9	12	16	57,9	43	8	KTD6.0-9.9	✓	0,06
TD0900045JCR00	9,0	9,4	12	16	60,8	45	9	KTD6.0-9.9	✓	0,07
TD0950048JCR00	9,5	9,9	12	16	63,3	48	9	KTD6.0-9.9	✓	0,07
TD1000050JDR00	10,0	10,4	16	20	66,2	50	10	KTD10.0-19.9	✓	0,10
TD1050053JDR00	10,5	10,9	16	20	68,7	53	10	KTD10.0-19.9	✓	0,11
TD1100055JDR00	11,0	11,4	16	20	71,6	55	11	KTD10.0-19.9	✓	0,11
TD1150058JDR00	11,5	11,9	16	20	74,1	58	11	KTD10.0-19.9	✓	0,12
TD1200060JDR00	12,0	12,4	16	20	77,0	60	12	KTD10.0-19.9	✓	0,12
TD1250062JDR00	12,5	12,9	16	20	79,5	62	12	KTD10.0-19.9	✓	0,12
TD1300065JDR00	13,0	13,4	16	20	82,6	65	13	KTD10.0-19.9	✓	0,13
TD1350068JDR00	13,5	13,9	16	20	85,1	68	13	KTD10.0-19.9	✓	0,13
TD1400070JDR00	14,0	14,4	16	20	90,2	70	14	KTD10.0-19.9	✓	0,14
TD1450073JDR00	14,5	14,9	16	20	92,7	73	14	KTD10.0-19.9	✓	0,15
TD1500075JER00	15,0	15,9	20	25	98,7	75	15	KTD10.0-19.9	✓	0,21
TD1600080JER00	16,0	16,9	20	25	105,3	80	16	KTD10.0-19.9	✓	0,22
TD1700085JER00	17,0	17,9	20	25	111,9	85	17	KTD10.0-19.9	✓	0,23
TD1800090JFR00	18,0	18,9	25	32	118,5	90	18	KTD10.0-19.9	✓	0,36
TD1900095JFR00	19,0	19,9	25	32	125,0	95	19	KTD10.0-19.9	✓	0,38
TD2000100JFR00	20,0	20,9	25	32	131,6	100	20	KTD20.0-26.9	✓	0,39
TD2100105JFR00	21,0	21,9	25	32	138,2	105	21	KTD20.0-26.9	✓	0,40
TD2200110JFR00	22,0	22,9	25	32	144,8	110	22	KTD20.0-26.9	✓	0,43
TD2300115JGR00	23,0	23,9	32	42	151,4	115	23	KTD20.0-26.9	✓	0,56
TD2400120JGR00	24,0	24,9	32	42	158,0	120	24	KTD20.0-26.9	✓	0,60
TD2500125JGR00	25,0	25,9	32	42	164,5	125	25	KTD20.0-26.9	✓	0,65

ADAPTION ACC. TO DIN 1835 B
 ATTACHEMENT COMPATIBLE DIN 1835 B

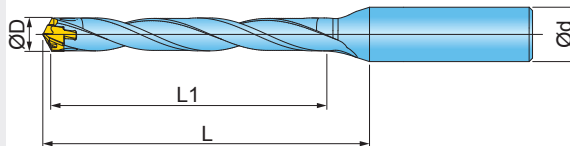


Designation Réf. de l'article	D min.	D max.	d	d1	L	L1	Ps	Key		
TD0700056JCR00	7,0	7,4	12	16	70,6	56	7	KTD6.0-9.9	✓	0,06
TD0750058JCR00	7,5	7,9	12	16	74,6	58	7	KTD6.0-9.9	✓	0,06
TD0800064JCR00	8,0	8,4	12	16	79,4	64	8	KTD6.0-9.9	✓	0,07
TD0850068JCR00	8,5	8,9	12	16	84,4	68	8	KTD6.0-9.9	✓	0,07
TD0900072JCR00	9,0	9,4	12	16	87,8	72	9	KTD6.0-9.9	✓	0,08
TD0950076JCR00	9,5	9,9	12	16	92,7	76	9	KTD6.0-9.9	✓	0,08
TD1000080JDR00	10,0	10,4	16	20	96,2	80	10	KTD10.0-19.9	✓	0,11
TD1050084JDR00	10,5	10,9	16	20	100,2	84	10	KTD10.0-19.9	✓	0,12
TD1100088JDR00	11,0	11,4	16	20	104,6	88	11	KTD10.0-19.9	✓	0,12
TD1150092JDR00	11,5	11,9	16	20	108,6	92	11	KTD10.0-19.9	✓	0,13
TD1200096JDR00	12,0	12,4	16	20	113,0	96	12	KTD10.0-19.9	✓	0,13
TD1250100JDR00	12,5	12,9	16	20	117,0	100	12	KTD10.0-19.9	✓	0,13
TD1300104JDR00	13,0	13,4	16	20	121,6	104	13	KTD10.0-19.9	✓	0,14
TD1350108JDR00	13,5	13,9	16	20	125,6	108	13	KTD10.0-19.9	✓	0,15
TD1400112JDR00	14,0	14,4	16	20	132,1	112	14	KTD10.0-19.9	✓	0,16
TD1450116JDR00	14,5	14,9	16	20	136,2	116	14	KTD10.0-19.9	✓	0,18
TD1500120JER00	15,0	15,9	20	25	143,7	120	15	KTD10.0-19.9	✓	0,24
TD1600128JER00	16,0	16,9	20	25	153,3	128	16	KTD10.0-19.9	✓	0,26
TD1700136JER00	17,0	17,9	20	25	162,9	136	17	KTD10.0-19.9	✓	0,28
TD1800144JFR00	18,0	18,9	25	32	172,5	144	18	KTD10.0-19.9	✓	0,42
TD1900152JFR00	19,0	19,9	25	32	182,0	152	19	KTD10.0-19.9	✓	0,45
TD2000160JFR00	20,0	20,9	25	32	191,6	160	20	KTD20.0-26.9	✓	0,48
TD2100168JFR00	21,0	21,9	25	32	201,2	168	21	KTD20.0-26.9	✓	0,55
TD2200176JFR00	22,0	22,9	25	32	210,8	176	22	KTD20.0-26.9	✓	0,61
TD2300184JGR00	23,0	23,9	32	42	220,4	184	23	KTD20.0-26.9	✓	0,68
TD2400192JGR00	24,0	24,9	32	42	230,0	192	24	KTD20.0-26.9	✓	0,72
TD2500200JGR00	25,0	25,9	32	42	239,5	200	25	KTD20.0-26.9	✓	0,76



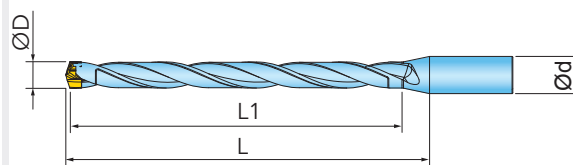
GOLDOTWIST™ HEAD CHANGEABLE DRILL 8D Ø7,0-Ø25,9 (DIN 1835 A)
FORET A EMBOUT 8D Ø7,0-Ø25,9 (DIN 1835 A)



ADAPTION ACC. TO DIN 1835 A
 ATTACHEMENT COMPATIBLE DIN 1835 A

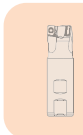


Designation Réf. de l'article	D min.	D max.	d	L	L1	Ps	Key	IK	kg
TD0700056T2R00	7,0	7,4	12	70,6	56	7	KTD6.0-9.9	✓	0,06
TD0750060T2R00	7,5	7,9	12	74,6	60	7	KTD6.0-9.9	✓	0,06
TD0800064T2R00	8,0	8,4	12	79,4	64	8	KTD6.0-9.9	✓	0,07
TD0850068T2R00	8,5	8,9	12	84,4	68	8	KTD6.0-9.9	✓	0,07
TD0900072T2R00	9,0	9,4	12	87,8	72	9	KTD6.0-9.9	✓	0,08
TD0950076T2R00	9,5	9,9	12	92,7	76	9	KTD6.0-9.9	✓	0,08
TD1000080T3R00	10,0	10,4	16	96,2	80	10	KTD10.0-19.9	✓	0,11
TD1050084T3R00	10,5	10,9	16	100,2	84	10	KTD10.0-19.9	✓	0,12
TD1100088T3R00	11,0	11,4	16	104,6	88	11	KTD10.0-19.9	✓	0,12
TD1150092T3R00	11,5	11,9	16	108,6	92	11	KTD10.0-19.9	✓	0,13
TD1200096T3R00	12,0	12,4	16	113,0	96	12	KTD10.0-19.9	✓	0,13
TD1250100T3R00	12,5	12,9	16	117,0	100	12	KTD10.0-19.9	✓	0,13
TD1300104T3R00	13,0	13,4	16	121,6	104	13	KTD10.0-19.9	✓	0,14
TD1350108T3R00	13,5	13,9	16	125,6	108	13	KTD10.0-19.9	✓	0,15
TD1400112T3R00	14,0	14,4	16	132,1	112	14	KTD10.0-19.9	✓	0,16
TD1450116T3R00	14,5	14,9	16	136,2	116	14	KTD10.0-19.9	✓	0,18
TD1500120T4R00	15,0	15,9	20	143,7	120	15	KTD10.0-19.9	✓	0,24
TD1600128T4R00	16,0	16,9	20	153,3	128	16	KTD10.0-19.9	✓	0,26
TD1700136T4R00	17,0	17,9	20	162,9	136	17	KTD10.0-19.9	✓	0,28
TD1800144T5R00	18,0	18,9	25	172,5	144	18	KTD10.0-19.9	✓	0,42
TD1900152T5R00	19,0	19,9	25	182,0	152	19	KTD10.0-19.9	✓	0,45
TD2000160T5R00	20,0	20,9	25	191,6	160	20	KTD20.0-26.9	✓	0,48
TD2100168T5R00	21,0	21,9	25	201,2	168	21	KTD20.0-26.9	✓	0,55
TD2200176T5R00	22,0	22,9	25	210,8	176	22	KTD20.0-26.9	✓	0,61
TD2300184U7R00	23,0	23,9	32	220,4	184	23	KTD20.0-26.9	✓	0,68
TD2400192U7R00	24,0	24,9	32	230,0	192	24	KTD20.0-26.9	✓	0,72
TD2500200U7R00	25,0	25,9	32	239,5	200	25	KTD20.0-26.9	✓	0,76

ADAPTION ACC. TO DIN 1835 A
 ATTACHEMENT COMPATIBLE DIN 1835 A



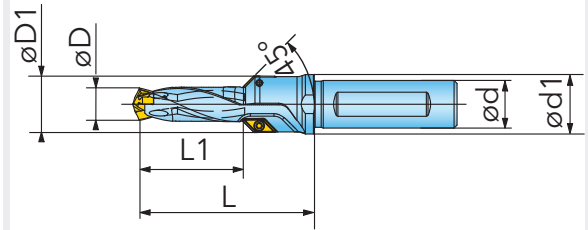
Designation Réf. de l'article	D min.	D max.	d	L	L1	Ps	Key		
TD1200144T3R00	12,0	12,4	16	161	144	12	KTD10.0-19.9	✓	0,14
TD1250150T3R00	12,5	12,9	16	167	150	12	KTD10.0-19.9	✓	0,14
TD1300156T3R00	13,0	13,4	16	173	156	13	KTD10.0-19.9	✓	0,15
TD1350162T3R00	13,5	13,9	16	179	162	13	KTD10.0-19.9	✓	0,15
TD1400168T3R00	14,0	14,4	16	188	168	14	KTD10.0-19.9	✓	0,17
TD1450174T3R00	14,5	14,9	16	194	174	14	KTD10.0-19.9	✓	0,20
TD1500180T4R00	15,0	15,9	20	210	180	15	KTD10.0-19.9	✓	0,27
TD1600192T4R00	16,0	16,9	20	224	192	16	KTD10.0-19.9	✓	0,30
TD1700204T4R00	17,0	17,9	20	238	204	17	KTD10.0-19.9	✓	0,32
TD1800216T5R00	18,0	18,9	25	252	216	18	KTD10.0-19.9	✓	0,48
TD1900228T5R00	19,0	19,9	25	266	228	19	KTD10.0-19.9	✓	0,52
TD2000240T5R00	20,0	20,9	25	280	240	20	KTD20.0-26.9	✓	0,57
TD2100252T5R00	21,0	21,9	25	294	252	21	KTD20.0-26.9	✓	0,65
TD2200264T5R00	22,0	22,9	25	308	264	22	KTD20.0-26.9	✓	0,75
TD2300276U7R00	23,0	23,9	32	312	286	23	KTD20.0-26.9	✓	0,82
TD2400288U7R00	24,0	24,9	32	326	288	24	KTD20.0-26.9	✓	0,86
TD2500300U7R00	25,0	25,9	32	340	300	25	KTD20.0-26.9	✓	0,90



GOLD TWIST™ HEAD CHANGEABLE CHAMFER DRILL

FORET À EMBOUT POUR AVANT TROU DE TARAUDAGE

ADAPTION ACC. TO DIN 1835 B
ATTACHEMENT COMPATIBLE DIN 1835 B



Designation Réf. de l'article	D min.	D max.	D1	d	d1	L	L1	Ps	Key		
TC0680021JCR01	6,5	6,9	13,5	12	16	45	21	6	KTD6.0-9.9	✓	0,06
TC0850026JCR01	8,5	8,9	15,5	12	16	50	26	8	KTD6.0-9.9	✓	0,07
TC1020030JDR01	10,0	10,4	17	16	20	54	30	10	KTD10.0-19.9	✓	0,08
TC1200035JDR01	12,0	12,4	19	16	20	61	35	12	KTD10.0-19.9	✓	0,10
TC1400039JER01	14,0	14,4	21	20	25	69	39	14	KTD10.0-19.9	✓	0,16
TC1750042JER01	17,0	17,9	24,5	20	27	72	42	17	KTD10.0-19.9	✓	0,23
TC2100048JFR01	21,0	21,9	28	25	32	80	48	21	KTD20.0-26.9	✓	0,30

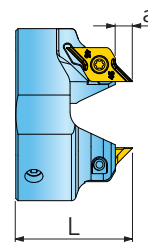
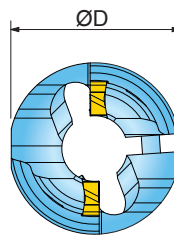
KOMT050104R											
Designation Réf. de l'article	fz(min/max)	Design Execution	Grade Nuance	IN2005	IN2505						
KOMT050104R	0,08/0,20	chamfering geometry / Géométrie à chanfreiner									

● = P ● = M ● = K ● = N ● = S ○ = H

SPARE PARTS ACCESSOIRES		
	SM22-046-00	DS-T07S

① = Insert screw / Vis de serrage plaquette ② = Screw driver / Tournevis

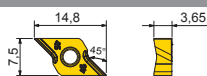
CHAMFER RING FOR GOLD TWIST DRILLS Ø10,0 - Ø25,9
 BAGUE À CHANFREINER POUR LES FORETS GOLD TWIST



Designation Réf. de l'article	D	D min.	D max.	L	a	kg
CB100R02	34	10,0	10,4	20	2	0,065
CB105R02	34	10,5	10,9	20	2	0,080
CB110R02	34	11,0	11,4	20	2	0,060
CB115R02	34	11,5	11,9	20	2	0,080
CB120R02	34	12,0	12,4	20	2	0,060
CB125R02	34	12,5	12,9	20	2	0,090
CB130R02	34	13,0	13,4	20	2	0,060
CB135R02	34	13,5	13,9	20	2	0,100
CB140R02	38	14,0	14,4	22	2	0,087
CB145R02	38	14,5	14,9	22	2	0,100
CB150R02	38	15,0	15,9	22	2	0,093
CB160R02	42	16,0	16,9	23	2	0,100
CB170R02	42	17,0	17,9	23	2	0,119
CB180R02	42	18,0	18,9	23	2	0,123
CB190R02	42	19,0	19,9	24	2	0,126
CB200R02	42	20,0	20,9	24	2	0,126
CB210R02	47	21,0	21,9	24	2	0,180
CB220R02	47	22,0	22,9	24	2	0,120
CB230R02	47	23,0	23,9	24	2	0,180
CB240R02	47	24,0	24,9	24	2	0,390
CB250R02	47	25,0	25,9	24	2	0,180

For Gold Twist head changeable drills 3xD, 5xD und 8xD / Pour les forets à embouts interchangeables Gold Twist 3xD, 5xD et 8xD

CRNG0802-45CD



Designation Réf. de l'article	fz(min/max)	Design Execution	Grade Nuance	IN2505						
CRNG0802-45CD	0,08/0,12	chamfering geometry / Géométrie à chanfreiner								

● = P ● = M ● = K ● = N ● = S ○ = H

SPARE PARTS
ACCESSOIRES



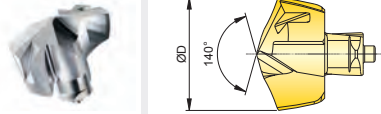
Diameter Range / Diamètres

34 - 38	SO 250611	TD 7	SH M4x0.7x12 (4,0Nm) WS-0060
42 - 47	SO 250611	TD 7	SH M5X0.8X16 (6,5Nm)L-W 4

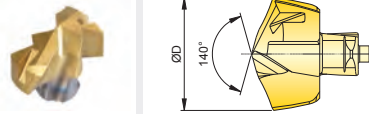
① = Clamp screw / Vis de serrage ② = Screw driver / Tournevis ③ = Clamp screw / Vis de serrage plaquette ④ = Wrench / Clé de serrage

BORING HEADS FOR GOLDTWIST
EMBOUTS DE PERÇAGE POUR GOLDTWIST

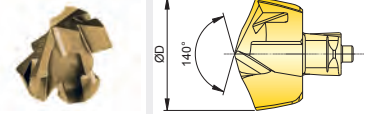
Aluminium / Aluminium Machining



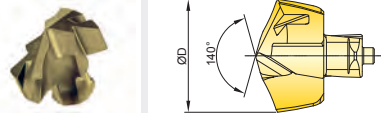
Cast / Fonte Machining



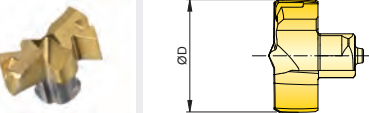
Stainless Steel / Inox Machining



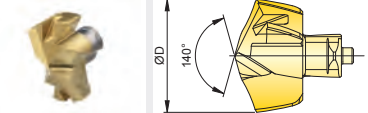
Steel / Acier Machining



Flat Bottom / Fond Plat (1,5xD/3xD/5xD) Machining



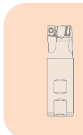
doppelte Führungsfase Machining



D	Designation / Réf. de l'article						Grade / Nuance
	Aluminium / Aluminium	Cast / Fonte	Stainless Steel / Inox	Steel / Acier	Flat Bottom / Fond Plat	Double Margin / Double hélice	
6,0	TNA0600R01						IN 05S
6,0		TKA0600R01	TMA0600R01	TPA0600R01			IN 2505
6,1		TKA0610R01	TMA0610R01	TPA0610R01			IN 2505
6,2		TKA0620R01	TMA0620R01	TPA0620R01			IN 2505
6,3		TKA0630R01	TMA0630R01	TPA0630R01			IN 2505
6,4		TKA0640R01	TMA0640R01	TPA0640R01			IN 2505
6,5	TNA0650R01						IN 05S
6,5		TKA0650R01	TMA0650R01	TPA0650R01			IN 2505
6,6		TKA0660R01	TMA0660R01	TPA0660R01			IN 2505
6,7		TKA0670R01	TMA0670R01	TPA0670R01			IN 2505
6,8	TNA0680R01						IN 05S
6,8		TKA0680R01	TMA0680R01	TPA0680R01			IN 2505
6,9		TKA0690R01	TMA0690R01	TPA0690R01			IN 2505
7,0	TNA0700R01						IN 05S
7,0		TKA0700R01	TMA0700R01	TPA0700R01	TPF0700R01		IN 2505
7,1		TKA0710R01	TMA0710R01	TPA0710R01			IN 2505
7,2		TKA0720R01	TMA0720R01	TPA0720R01			IN 2505
7,3		TKA0730R01	TMA0730R01	TPA0730R01			IN 2505
7,4		TKA0740R01	TMA0740R01	TPA0740R01			IN 2505
7,5	TNA0750R01						IN 05S
7,5		TKA0750R01	TMA0750R01	TPA0750R01	TPF0750R01		IN 2505
7,6		TKA0760R01	TMA0760R01	TPA0760R01			IN 2505
7,7		TKA0770R01	TMA0770R01	TPA0770R01			IN 2505
7,8		TKA0780R01	TMA0780R01	TPA0780R01			IN 2505
7,9		TKA0790R01	TMA0790R01	TPA0790R01			IN 2505
8,0	TNA0800R01						IN 05S
8,0		TKA0800R01	TMA0800R01	TPA0800R01	TPF0800R01	TPA0800R01-M2	IN 2505
8,1		TKA0810R01	TMA0810R01	TPA0810R01			IN 2505
8,2		TKA0820R01	TMA0820R01	TPA0820R01			IN 2505
8,3		TKA0830R01	TMA0830R01	TPA0830R01			IN 2505
8,4		TKA0840R01	TMA0840R01	TPA0840R01			IN 2505
8,5	TNA0850R01						IN 05S
8,5		TKA0850R01	TMA0850R01	TPA0850R01	TPF0850R01	TPA0850R01-M2	IN 2505
8,6		TKA0860R01	TMA0860R01	TPA0860R01			IN 2505
8,7		TKA0870R01	TMA0870R01	TPA0870R01			IN 2505
8,8		TKA0880R01	TMA0880R01	TPA0880R01			IN 2505
8,9		TKA0890R01	TMA0890R01	TPA0890R01			IN 2505
9,0	TNA0900R01						IN 05S
9,0		TKA0900R01	TMA0900R01	TPA0900R01	TPF0900R01	TPA0900R01-M2	IN 2505
9,1		TKA0910R01	TMA0910R01	TPA0910R01			IN 2505

BORING HEADS FOR GOLDTWIST
EMBOUTS DE PERÇAGE POUR GOLDTWIST

D	Designation / Réf. de l'article						
	Aluminium / Aluminium	Cast / Fonte	Stainless Steel / Inox	Steel / Acier	Flat Bottom / Fond Plat	Double Margin / Double hélice	Grade / Nuance
9,2		TKA0920R01	TMA0920R01	TPA0920R01			IN 2505
9,3		TKA0930R01	TMA0930R01	TPA0930R01			IN 2505
9,4		TKA0940R01	TMA0940R01	TPA0940R01			IN 2505
9,5	TNA0950R01						IN 05S
9,5		TKA0950R01	TMA0950R01	TPA0950R01	TPF0950R01	TPA0950R01-M2	IN 2505
9,6		TKA0960R01	TMA0960R01	TPA0960R01			IN 2505
9,7		TKA0970R01	TMA0970R01	TPA0970R01			IN 2505
9,8		TKA0980R01	TMA0980R01	TPA0980R01			IN 2505
9,9		TKA0990R01	TMA0990R01	TPA0990R01			IN 2505
10,0	TNA1000R01						IN 05S
10,0		TKA1000R01	TMA1000R01	TPA1000R01	TPF1000R01	TPA1000R01-M2	IN 2505
10,1		TKA1010R01	TMA1010R01	TPA1010R01			IN 2505
10,2	TNA1020R01						IN 05S
10,2		TKA1020R01	TMA1020R01	TPA1020R01			IN 2505
10,3		TKA1030R01	TMA1030R01	TPA1030R01			IN 2505
10,4		TKA1040R01	TMA1040R01	TPA1040R01			IN 2505
10,5	TNA1050R01						IN 05S
10,5		TKA1050R01	TMA1050R01	TPA1050R01	TPF1050R01	TPA1050R01-M2	IN 2505
10,6		TKA1060R01	TMA1060R01	TPA1060R01			IN 2505
10,7		TKA1070R01	TMA1070R01	TPA1070R01			IN 2505
10,8		TKA1080R01	TMA1080R01	TPA1080R01			IN 2505
10,9		TKA1090R01	TMA1090R01	TPA1090R01			IN 2505
11,0	TNA1100R01						IN 05S
11,0		TKA1100R01	TMA1100R01	TPA1100R01	TPF1100R01	TPA1100R01-M2	IN 2505
11,1		TKA1110R01	TMA1110R01	TPA1110R01			IN 2505
11,2		TKA1120R01	TMA1120R01	TPA1120R01			IN 2505
11,3		TKA1130R01	TMA1130R01	TPA1130R01			IN 2505
11,4		TKA1140R01	TMA1140R01	TPA1140R01			IN 2505
11,5	TNA1150R01						IN 05S
11,5		TKA1150R01	TMA1150R01	TPA1150R01	TPF1150R01	TPA1150R01-M2	IN 2505
11,6		TKA1160R01	TMA1160R01	TPA1160R01			IN 2505
11,7		TKA1170R01	TMA1170R01	TPA1170R01			IN 2505
11,8		TKA1180R01	TMA1180R01	TPA1180R01			IN 2505
11,9		TKA1190R01	TMA1190R01	TPA1190R01			IN 2505
12,0	TNA1200R01						IN 05S
12,0		TKA1200R01	TMA1200R01	TPA1200R01	TPF1200R01	TPA1200R01-M2	IN 2505
12,1		TKA1210R01	TMA1210R01	TPA1210R01			IN 2505
12,2		TKA1220R01	TMA1220R01	TPA1220R01			IN 2505
12,3		TKA1230R01	TMA1230R01	TPA1230R01			IN 2505
12,4		TKA1240R01	TMA1240R01	TPA1240R01			IN 2505
12,5	TNA1250R01						IN 05S
12,5		TKA1250R01	TMA1250R01	TPA1250R01	TPF1250R01	TPA1250R01-M2	IN 2505
12,6		TKA1260R01	TMA1260R01	TPA1260R01			IN 2505
12,7		TKA1270R01	TMA1270R01	TPA1270R01			IN 2505
12,8		TKA1280R01	TMA1280R01	TPA1280R01			IN 2505
12,9		TKA1290R01	TMA1290R01	TPA1290R01			IN 2505
13,0	TNA1300R01						IN 05S
13,0		TKA1300R01	TMA1300R01	TPA1300R01	TPF1300R01	TPA1300R01-M2	IN 2505
13,1		TKA1310R01	TMA1310R01	TPA1310R01			IN 2505
13,2		TKA1320R01	TMA1320R01	TPA1320R01			IN 2505

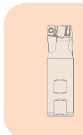


BORING HEADS FOR GOLDTWIST
EMBOUS DE PERÇAGE POUR GOLDTWIST

D	Aluminium / Aluminium	Cast / Fonte	Stainless Steel / Inox	Steel / Acier	Flat Bottom / Fond Plat	Double Margin / Double hélice	Grade / Nuance
13,3		TKA1330R01	TMA1330R01	TPA1330R01			IN 2505
13,4		TKA1340R01	TMA1340R01	TPA1340R01			IN 2505
13,5	TNA1350R01						IN 05S
13,5		TKA1350R01	TMA1350R01	TPA1350R01	TPF1350R01	TPA1350R01-M2	IN 2505
13,6		TKA1360R01	TMA1360R01	TPA1360R01			IN 2505
13,7		TKA1370R01	TMA1370R01	TPA1370R01			IN 2505
13,8		TKA1380R01	TMA1380R01	TPA1380R01			IN 2505
13,9		TKA1390R01	TMA1390R01	TPA1390R01			IN 2505
14,0	TNA1400R01						IN 05S
14,0		TKA1400R01	TMA1400R01	TPA1400R01	TPF1400R01	TPA1400R01-M2	IN 2505
14,1		TKA1410R01	TMA1410R01	TPA1410R01			IN 2505
14,2		TKA1420R01	TMA1420R01	TPA1420R01			IN 2505
14,3		TKA1430R01	TMA1430R01	TPA1430R01			IN 2505
14,4		TKA1440R01	TMA1440R01	TPA1440R01			IN 2505
14,5	TNA1450R01						IN 05S
14,5		TKA1450R01	TMA1450R01	TPA1450R01	TPF1450R01	TPA1450R01-M2	IN 2505
14,6		TKA1460R01	TMA1460R01	TPA1460R01			IN 2505
14,7		TKA1470R01	TMA1470R01	TPA1470R01			IN 2505
14,8		TKA1480R01	TMA1480R01	TPA1480R01			IN 2505
14,9		TKA1490R01	TMA1490R01	TPA1490R01			IN 2505
15,0	TNA1500R01						IN 05S
15,0		TKA1500R01	TMA1500R01	TPA1500R01	TPF1500R01	TPA1500R01-M2	IN 2505
15,1		TKA1510R01	TMA1510R01	TPA1510R01			IN 2505
15,2		TKA1520R01	TMA1520R01	TPA1520R01			IN 2505
15,3		TKA1530R01	TMA1530R01	TPA1530R01			IN 2505
15,4		TKA1540R01	TMA1540R01	TPA1540R01			IN 2505
15,5	TNA1550R01						IN 05S
15,5		TKA1550R01	TMA1550R01	TPA1550R01	TPF1550R01	TPA1550R01-M2	IN 2505
15,6		TKA1560R01	TMA1560R01	TPA1560R01			IN 2505
15,7		TKA1570R01	TMA1570R01	TPA1570R01			IN 2505
15,8		TKA1580R01	TMA1580R01	TPA1580R01			IN 2505
15,9		TKA1590R01	TMA1590R01	TPA1590R01			IN 2505
16,0	TNA1600R01						IN 05S
16,0		TKA1600R01	TMA1600R01	TPA1600R01	TPF1600R01	TPA1600R01-M2	IN 2505
16,1		TKA1610R01	TMA1610R01	TPA1610R01			IN 2505
16,2		TKA1620R01	TMA1620R01	TPA1620R01			IN 2505
16,3		TKA1630R01	TMA1630R01	TPA1630R01			IN 2505
16,4		TKA1640R01	TMA1640R01	TPA1640R01			IN 2505
16,5	TNA1650R01						IN 05S
16,5		TKA1650R01	TMA1650R01	TPA1650R01	TPF1650R01	TPA1650R01-M2	IN 2505
16,6		TKA1660R01	TMA1660R01	TPA1660R01			IN 2505
16,7		TKA1670R01	TMA1670R01	TPA1670R01			IN 2505
16,8		TKA1680R01	TMA1680R01	TPA1680R01			IN 2505
16,9		TKA1690R01	TMA1690R01	TPA1690R01			IN 2505
17,0	TNA1700R01						IN 05S
17,0		TKA1700R01	TMA1700R01	TPA1700R01	TPF1700R01	TPA1700R01-M2	IN 2505
17,1		TKA1710R01	TMA1710R01	TPA1710R01			IN 2505
17,2		TKA1720R01	TMA1720R01	TPA1720R01			IN 2505
17,3		TKA1730R01	TMA1730R01	TPA1730R01			IN 2505
17,4		TKA1740R01	TMA1740R01	TPA1740R01			IN 2505

BORING HEADS FOR GOLDTWIST
EMBOUS DE PERÇAGE POUR GOLDTWIST

D	Designation / Réf. de l'article						
	Aluminium / Aluminium	Cast / Fonte	Stainless Steel / Inox	Steel / Acier	Flat Bottom / Fond Plat	Double Margin / Double hélice	Grade / Nuance
17,5	TNA1750R01						IN 05S
17,5		TKA1750R01	TMA1750R01	TPA1750R01	TPF1750R01	TPA1750R01-M2	IN 2505
17,6		TKA1760R01	TMA1760R01	TPA1760R01			IN 2505
17,7		TKA1770R01	TMA1770R01	TPA1770R01			IN 2505
17,8		TKA1780R01	TMA1780R01	TPA1780R01			IN 2505
17,9		TKA1790R01	TMA1790R01	TPA1790R01			IN 2505
18,0	TNA1800R01						IN 05S
18,0		TKA1800R01	TMA1800R01	TPA1800R01	TPF1800R01	TPA1800R01-M2	IN 2505
18,1		TKA1810R01	TMA1810R01	TPA1810R01			IN 2505
18,2		TKA1820R01	TMA1820R01	TPA1820R01			IN 2505
18,3		TKA1830R01	TMA1830R01	TPA1830R01			IN 2505
18,4		TKA1840R01	TMA1840R01	TPA1840R01			IN 2505
18,5	TNA1850R01						IN 05S
18,5		TKA1850R01	TMA1850R01	TPA1850R01	TPF1850R01	TPA1850R01-M2	IN 2505
18,6		TKA1860R01	TMA1860R01	TPA1860R01			IN 2505
18,7		TKA1870R01	TMA1870R01	TPA1870R01			IN 2505
18,8		TKA1880R01	TMA1880R01	TPA1880R01			IN 2505
18,9		TKA1890R01	TMA1890R01	TPA1890R01			IN 2505
19,0	TNA1900R01						IN 05S
19,0		TKA1900R01	TMA1900R01	TPA1900R01	TPF1900R01	TPA1900R01-M2	IN 2505
19,1		TKA1910R01	TMA1910R01	TPA1910R01			IN 2505
19,2		TKA1920R01	TMA1920R01	TPA1920R01			IN 2505
19,3		TKA1930R01	TMA1930R01	TPA1930R01			IN 2505
19,4		TKA1940R01	TMA1940R01	TPA1940R01			IN 2505
19,5	TNA1950R01						IN 05S
19,5		TKA1950R01	TMA1950R01	TPA1950R01	TPF1950R01	TPA1950R01-M2	IN 2505
19,6		TKA1960R01	TMA1960R01	TPA1960R01			IN 2505
19,7		TKA1970R01	TMA1970R01	TPA1970R01			IN 2505
19,8		TKA1980R01	TMA1980R01	TPA1980R01			IN 2505
19,9		TKA1990R01	TMA1990R01	TPA1990R01			IN 2505
20,0	TNA2000R01						IN 05S
20,0		TKA2000R01	TMA2000R01	TPA2000R01	TPF2000R01		IN 2505
20,1		TKA2010R01	TMA2010R01	TPA2010R01			IN 2505
20,2		TKA2020R01	TMA2020R01	TPA2020R01			IN 2505
20,3		TKA2030R01	TMA2030R01	TPA2030R01			IN 2505
20,4		TKA2040R01	TMA2040R01	TPA2040R01			IN 2505
20,5	TNA2050R01						IN 05S
20,5		TKA2050R01	TMA2050R01	TPA2050R01	TPF2050R01		IN 2505
20,6		TKA2060R01	TMA2060R01	TPA2060R01			IN 2505
20,7		TKA2070R01	TMA2070R01	TPA2070R01			IN 2505
20,8		TKA2080R01	TMA2080R01	TPA2080R01			IN 2505
20,9		TKA2090R01	TMA2090R01	TPA2090R01			IN 2505
21,0	TNA2100R01						IN 05S
21,0		TKA2100R01	TMA2100R01	TPA2100R01	TPF2100R01		IN 2505
21,1		TKA2110R01	TMA2110R01	TPA2110R01			IN 2505
21,2		TKA2120R01	TMA2120R01	TPA2120R01			IN 2505
21,3		TKA2130R01	TMA2130R01	TPA2130R01			IN 2505
21,4		TKA2140R01	TMA2140R01	TPA2140R01			IN 2505
21,5	TNA2150R01						IN 05S
21,5		TKA2150R01	TMA2150R01	TPA2150R01	TPF2150R01		IN 2505

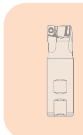


BORING HEADS FOR GOLDTWIST
EMBOUTS DE PERÇAGE POUR GOLDTWIST

D	Designation / Réf. de l'article					Grade / Nuance
	Aluminium / Aluminium	Cast / Fonte	Stainless Steel / Inox	Steel / Acier	Flat Bottom / Fond Plat	
21,6		TKA2160R01	TMA2160R01	TPA2160R01		IN 2505
21,7		TKA2170R01	TMA2170R01	TPA2170R01		IN 2505
21,8		TKA2180R01	TMA2180R01	TPA2180R01		IN 2505
21,9		TKA2190R01	TMA2190R01	TPA2190R01		IN 2505
22,0	TNA2200R01					IN 05S
22,0		TKA2200R01	TMA2200R01	TPA2200R01	TPF2200R01	IN 2505
22,1		TKA2210R01	TMA2210R01	TPA2210R01		IN 2505
22,2		TKA2220R01	TMA2220R01	TPA2220R01		IN 2505
22,3		TKA2230R01	TMA2230R01	TPA2230R01		IN 2505
22,4		TKA2240R01	TMA2240R01	TPA2240R01		IN 2505
22,5	TNA2250R01					IN 05S
22,5		TKA2250R01	TMA2250R01	TPA2250R01	TPF2250R01	IN 2505
22,6		TKA2260R01	TMA2260R01	TPA2260R01		IN 2505
22,7		TKA2270R01	TMA2270R01	TPA2270R01		IN 2505
22,8		TKA2280R01	TMA2280R01	TPA2280R01		IN 2505
22,9		TKA2290R01	TMA2290R01	TPA2290R01		IN 2505
23,0	TNA2300R01					IN 05S
23,0		TKA2300R01	TMA2300R01	TPA2300R01	TPF2300R01	IN 2505
23,1		TKA2310R01	TMA2310R01	TPA2310R01		IN 2505
23,2		TKA2320R01	TMA2320R01	TPA2320R01		IN 2505
23,3		TKA2330R01	TMA2330R01	TPA2330R01		IN 2505
23,4		TKA2340R01	TMA2340R01	TPA2340R01		IN 2505
23,5	TNA2350R01					IN 05S
23,5		TKA2350R01	TMA2350R01	TPA2350R01	TPF2350R01	IN 2505
23,6		TKA2360R01	TMA2360R01	TPA2360R01		IN 2505
23,7		TKA2370R01	TMA2370R01	TPA2370R01		IN 2505
23,8		TKA2380R01	TMA2380R01	TPA2380R01		IN 2505
23,9		TKA2390R01	TMA2390R01	TPA2390R01		IN 2505
24,0	TNA2400R01					IN 05S
24,0		TKA2400R01	TMA2400R01	TPA2400R01	TPF2400R01	IN 2505
24,1		TKA2410R01	TMA2410R01	TPA2410R01		IN 2505
24,2		TKA2420R01	TMA2420R01	TPA2420R01		IN 2505
24,3		TKA2430R01	TMA2430R01	TPA2430R01		IN 2505
24,4		TKA2440R01	TMA2440R01	TPA2440R01		IN 2505
24,5	TNA2450R01					IN 05S
24,5		TKA2450R01	TMA2450R01	TPA2450R01	TPF2450R01	IN 2505
24,6		TKA2460R01	TMA2460R01	TPA2460R01		IN 2505
24,7		TKA2470R01	TMA2470R01	TPA2470R01		IN 2505
24,8		TKA2480R01	TMA2480R01	TPA2480R01		IN 2505
24,9		TKA2490R01	TMA2490R01	TPA2490R01		IN 2505
25,0	TNA2500R01					IN 05S
25,0		TKA2500R01	TMA2500R01	TPA2500R01	TPF2500R01	IN 2505
25,1		TKA2510R01	TMA2510R01	TPA2510R01		IN 2505
25,2		TKA2520R01	TMA2520R01	TPA2520R01		IN 2505
25,3		TKA2530R01	TMA2530R01	TPA2530R01		IN 2505
25,4		TKA2540R01	TMA2540R01	TPA2540R01		IN 2505
25,5	TNA2550R01					IN 05S
25,5		TKA2550R01	TMA2550R01	TPA2550R01	TPF2550R01	IN 2505
25,6		TKA2560R01	TMA2560R01	TPA2560R01		IN 2505
25,7		TKA2570R01	TMA2570R01	TPA2570R01		IN 2505

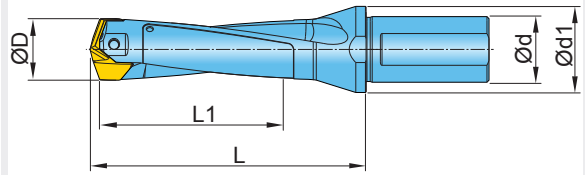
BORING HEADS FOR GOLDTWIST
EMBOUS DE PERÇAGE POUR GOLDTWIST

D	Designation / Réf. de l'article				Flat Bottom / Fond Plat	Double Margin / Double hélice	Grade / Nuance
	Aluminium / Aluminium	Cast / Fonte	Stainless Steel / Inox	Steel / Acier			
25,8		TKA2580R01	TMA2580R01	TPA2580R01			IN 2505
25,9		TKA2590R01	TMA2590R01	TPA2590R01			IN 2505



SPADEOTWIST™ HEAD CHANGEABLE DRILL 3D Ø26,0-Ø41,0 FORET À LAME 3D Ø26,0-Ø41,0

ADAPTION ACC. TO DIN 1835 B
ATTACHEMENT COMPATIBLE DIN 1835 B



Designation Réf. de l'article	D	D min.	D max.	d	d1	L	L1	Ps	kg
LD2600078JGR00	26	26,0	26,9	32	40	117,0	78	26	0,680
LD2700081JGR00	27	27,0	27,9	32	40	120,0	81	27	0,670
LD2800084JGR00	28	28,0	28,9	32	40	128,4	84	28	0,790
LD2900087JGR00	29	29,0	29,9	32	40	131,4	87	29	0,860
LD3000090JGR00	30	30,0	30,9	32	42	134,7	90	30	0,510
LD3100093JGR00	31	31,0	31,9	32	42	137,7	93	31	0,800
LD3200096JHR00	32	32,0	32,9	40	48	143,0	96	32	1,200
LD3300099JHR00	33	33,0	33,9	40	48	146,0	99	33	1,280
LD3400102JHR00	34	34,0	34,9	40	48	149,0	102	34	1,365
LD3500105JHR00	35	35,0	35,9	40	48	152,4	105	35	1,360
LD3600108JHR00	36	36,0	36,9	40	48	155,4	108	36	1,260
LD3700111JHR00	37	37,0	37,9	40	48	158,4	111	37	1,420
LD3800114JHR00	38	38,0	38,9	40	50	166,9	114	38	1,850
LD3900117JHR00	39	39,0	39,9	40	50	169,9	117	39	0,470
LD4000120JHR00	40	40,0	41,0	40	50	172,9	120	40	1,730

SPARE PARTS ACCESSOIRES

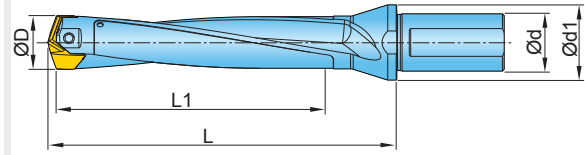


Diameter Range / Diamètres

26 - 27	TS 50230D3	DS-T20T
28 - 29	TS 50250D35	DS-T25T
30 - 31	TS 60265D4	DS-T25T
32 - 34	TS 60285D42	DS-T25T
35 - 37	TS 60320D5	DS-T25T
38 - 40	TS 80340D6	DS-T25T

① = Insert screw / Vis de serrage plaquette ② = Screw driver / Tournevis

ADAPTION ACC. TO DIN 1835 B
 ATTACHEMENT COMPATIBLE DIN 1835 B



Designation Réf. de l'article	D	D min.	D max.	d	d1	L	L1	Ps	kg
LD2600130JGR00	26	26,0	26,9	32	40	169,0	130	26	0,250
LD2700135JGR00	27	27,0	27,9	32	40	174,0	135	27	0,900
LD2800140JGR00	28	28,0	28,9	32	40	184,4	140	28	0,940
LD2900145JGR00	29	29,0	29,9	32	40	189,4	145	29	0,950
LD3000150JGR00	30	30,0	30,9	32	42	194,7	150	30	1,470
LD3100155JGR00	31	31,0	31,9	32	42	199,7	155	31	1,100
LD3200160JHR00	32	32,0	32,9	40	48	207,0	160	32	1,360
LD3300165JHR00	33	33,0	33,9	40	48	212,0	165	33	1,940
LD3400170JHR00	34	34,0	34,9	40	48	217,0	170	34	1,570
LD3500175JHR00	35	35,0	35,9	40	48	222,4	175	35	1,590
LD3600180JHR00	36	36,0	36,9	40	48	227,4	180	36	1,770
LD3700185JHR00	37	37,0	37,9	40	48	232,4	185	37	1,250
LD3800190JHR00	38	38,0	38,9	40	50	242,9	190	38	1,470
LD3900195JHR00	39	39,0	39,9	40	50	247,9	195	39	2,520
LD4000200JHR00	40	40,0	41,0	40	50	252,9	200	40	1,350

SPARE PARTS
ACCESSOIRES



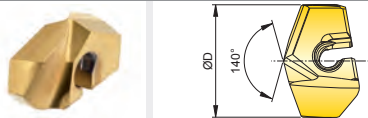
Diameter Range / Diamètres

26 - 27	TS 50230D3	DS-T20T
28 - 29	TS 50250D35	DS-T25T
30 - 31	TS 60265D4	DS-T25T
32 - 34	TS 60285D42	DS-T25T
35 - 37	TS 60320D5	DS-T25T
38 - 40	TS 80340D6	DS-T25T

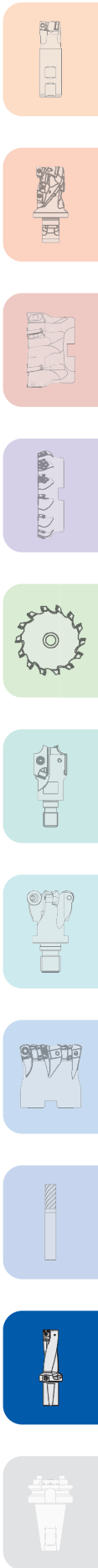
① = Insert screw / Vis de serrage plaquette ② = Screw driver / Tournevis

BORING HEADS FOR SPADETWIST
EMBOUS DE PERÇAGE POUR SPADETWIST

Steel / Acier Machining

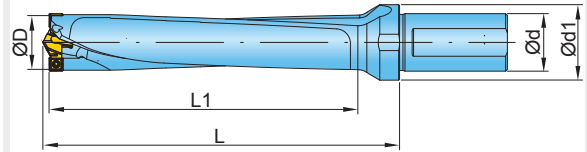


Designation / Réf. de l'article			Designation / Réf. de l'article		
D	Steel / Acier	Grade / Nuance	D	Steel / Acier	Grade / Nuance
26,0	LPA2600R01	IN 2505	34,0	LPA3400R01	IN 2505
26,5	LPA2650R01	IN 2505	34,5	LPA3450R01	IN 2505
27,0	LPA2700R01	IN 2505	35,0	LPA3500R01	IN 2505
27,5	LPA2750R01	IN 2505	35,5	LPA3550R01	IN 2505
28,0	LPA2800R01	IN 2505	36,0	LPA3600R01	IN 2505
28,5	LPA2850R01	IN 2505	36,5	LPA3650R01	IN 2505
29,0	LPA2900R01	IN 2505	37,0	LPA3700R01	IN 2505
29,5	LPA2950R01	IN 2505	37,5	LPA3750R01	IN 2505
30,0	LPA3000R01	IN 2505	38,0	LPA3800R01	IN 2505
30,5	LPA3050R01	IN 2505	38,5	LPA3850R01	IN 2505
31,0	LPA3100R01	IN 2505	39,0	LPA3900R01	IN 2505
31,5	LPA3150R01	IN 2505	39,5	LPA3950R01	IN 2505
32,0	LPA3200R01	IN 2505	40,0	LPA4000R01	IN 2505
32,5	LPA3250R01	IN 2505	40,5	LPA4050R01	IN 2505
33,0	LPA3300R01	IN 2505	41,0	LPA4100R01	IN 2505
33,5	LPA3350R01	IN 2505			

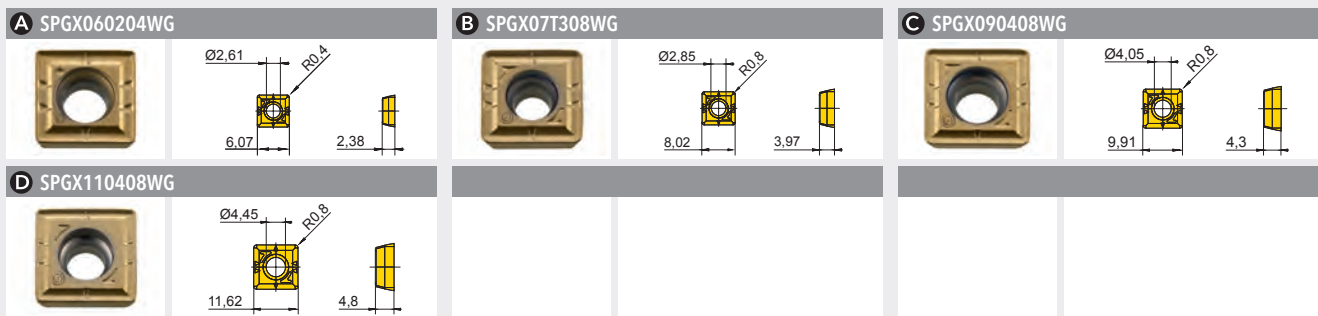


GOLDOTWIN™ HEAD CHANGEABLE DRILL 5D WITH INSERTS Ø26-Ø45
FORET À EMBOUT ET PLAQUETTES 5D Ø26-Ø45

ADAPTION ACC. TO DIN 1835 B
 ATTACHEMENT COMPATIBLE DIN 1835 B



Designation Réf. de l'article	D	d	d1	L	L1	Z	Zeff	Ps	Key			Related Insert Plaquette préconisée
CD2600130JGR00	26	32	40	167,7	130	2	2	TPA1590R01-C	KTD15.0-15.9-C	✓	0,70	A
CD2700135JGR00	27	32	40	173,8	135	2	2	TPA1690R01-C	KTD16.0-16.9-C	✓	0,76	A
CD2800140JGR00	28	32	40	179,9	140	2	2	TPA1790R01-C	KTD17.0-17.9-C	✓	0,80	A
CD2900145JGR00	29	32	40	184,2	145	2	2	TPA1590R01-C	KTD15.0-15.9-C	✓	0,87	B
CD3000150JGR00	30	32	40	190,3	150	2	2	TPA1690R01-C	KTD16.0-16.9-C	✓	0,99	B
CD3100155JGR00	31	32	40	196,4	155	2	2	TPA1790R01-C	KTD17.0-17.9-C	✓	1,08	B
CD3200160JGR00	32	32	40	202,5	160	2	2	TPA1890R01-C	KTD18.0-18.9-C	✓	1,15	B
CD3300165JHR00	33	40	50	210,2	165	2	2	TPA1590R01-C	KTD15.0-15.9-C	✓	1,28	C
CD3400170JHR00	34	40	50	216,3	170	2	2	TPA1690R01-C	KTD16.0-16.9-C	✓	1,36	C
CD3500175JHR00	35	40	50	222,4	175	2	2	TPA1790R01-C	KTD17.0-17.9-C	✓	1,49	C
CD3600180JHR00	36	40	50	228,5	180	2	2	TPA1890R01-C	KTD18.0-18.9-C	✓	1,56	C
CD3700185JHR00	37	40	50	232,8	185	2	2	TPA1690R01-C	KTD16.0-16.9-C	✓	1,68	D
CD3800190JHR00	38	40	50	238,9	190	2	2	TPA1790R01-C	KTD17.0-17.9-C	✓	1,77	D
CD3900195JHR00	39	40	50	245,0	195	2	2	TPA1890R01-C	KTD18.0-18.9-C	✓	1,89	D
CD4000200JHR00	40	40	50	251,0	200	2	2	TPA1990R01-C	KTD19.0-19.9-C	✓	1,96	D
CD4100205JHR00	41	40	50	257,1	205	2	2	TPA2090R01-C	KTD20.0-20.9-C	✓	2,09	D
CD4200210JHR00	42	40	50	263,1	210	2	2	TPA2190R01-C	KTD21.0-21.9-C	✓	2,17	D
CD4300215JHR00	43	40	50	269,2	215	2	2	TPA2290R01-C	KTD22.0-22.9-C	✓	2,29	D
CD4400220JHR00	44	40	50	275,3	220	2	2	TPA2390R01-C	KTD23.0-23.9-C	✓	2,37	D
CD4500225JHR00	45	40	50	281,2	225	2	2	TPA2490R01-C	KTD24.0-24.9-C	✓	2,46	D



Designation Réf. de l'article	fz(min/max)	Design Execution	Grade Nuance	IN2505						
SPGX060204WG	0,05/0,20	positive geometry R0,4 / Géométrie positive R0,4								
SPGX07T308WG	0,05/0,22	positive geometry R0,8 / Géométrie positive R0,8								
SPGX090408WG	0,07/0,24	positive geometry R0,8 / Géométrie positive R0,8								
SPGX110408WG	0,07/0,25	positive geometry R0,8 / Géométrie positive R0,8								

● = P ● = M ● = K ● = N ● = S ○ = H

**SPARE PARTS
ACCESSOIRES**



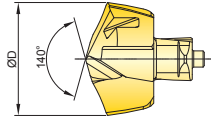
Diameter Range / Diamètres

26 - 28	SM22-052-00 (0,8Nm) DS-T07S
29 - 32	SM25-064-00 (1,1Nm) DS-T08S
33 - 36	SM35-088-60 (3,0Nm) DS-T10S
37 - 45	SM40-093-20 (4,5Nm) DS-T15S

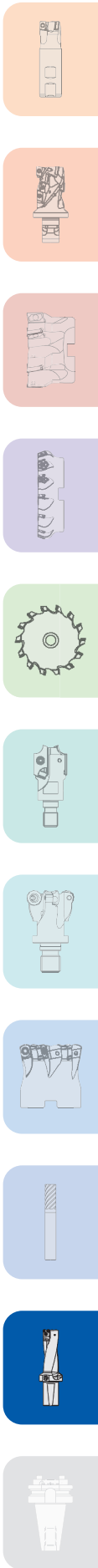
① = Insert screw / Vis de serrage plaquette ② = Screw driver / Tournevis

BORING HEADS FOR GOLDTWIN
EMBOUS DE PERÇAGE POUR GOLDTWIN

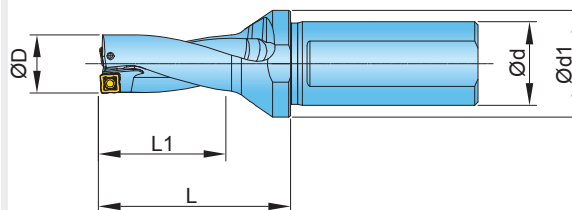
Steel / Acier Machining



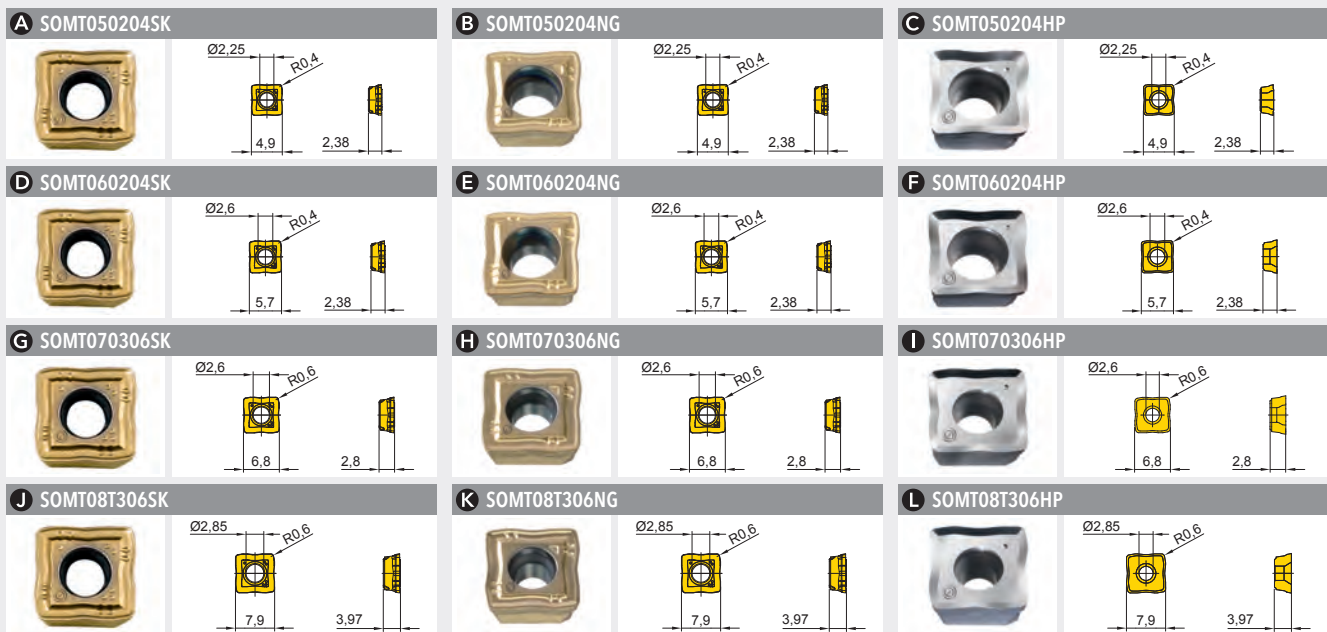
Designation / Réf. de l'article			Designation / Réf. de l'article		
D	Steel / Acier	Grade / Nuance	D	Steel / Acier	Grade / Nuance
15,9	TPA1590R01-C	IN 2505	20,9	TPA2090R01-C	IN 2505
16,9	TPA1690R01-C	IN 2505	21,9	TPA2190R01-C	IN 2505
17,9	TPA1790R01-C	IN 2505	22,9	TPA2290R01-C	IN 2505
18,9	TPA1890R01-C	IN 2505	23,9	TPA2390R01-C	IN 2505
19,9	TPA1990R01-C	IN 2505	24,9	TPA2490R01-C	IN 2505



ADAPTION ACC. TO DIN 1835 B
 ATTACHEMENT COMPATIBLE DIN 1835 B



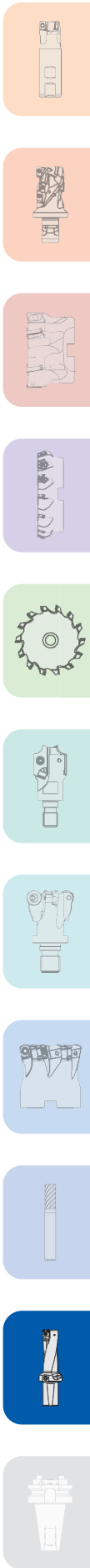
Designation Réf. de l'article	D	d	d1	L	L1	Z	Zeff		kg	Related Insert Plaquette préconisée
QR0140028JER00	14,0	20	25	46	28	2	1	✓	0,15	ABC
QR0150030JER00	15,0	20	25	49	30	2	1	✓	0,15	ABC
QR0160032JER00	16,0	20	25	52	32	2	1	✓	0,16	ABC
QR0170034JFR00	17,0	25	32	54	34	2	1	✓	0,27	DEF
QR0175036JFR00	17,5	25	32	57	36	2	1	✓	0,27	DEF
QR0180036JFR00	18,0	25	32	57	36	2	1	✓	0,27	DEF
QR0190038JFR00	19,0	25	32	59	38	2	1	✓	0,28	DEF
QR0195040JFR00	19,5	25	32	63	40	2	1	✓	0,29	GHI
QR0200040JFR00	20,0	25	32	63	40	2	1	✓	0,30	GHI
QR0210042JFR00	21,0	25	32	65	42	2	1	✓	0,30	GHI
QR0220044JFR00	22,0	25	32	67	44	2	1	✓	0,31	GHI
QR0230046JFR00	23,0	25	32	68	46	2	1	✓	0,31	JKL
QR0240048JFR00	24,0	25	32	70	48	2	1	✓	0,33	JKL
QR0250050JFR00	25,0	25	32	72	50	2	1	✓	0,33	JKL
QR0260052JFR00	26,0	25	32	73	52	2	1	✓	0,34	JKL





Designation Réf. de l'article	fz(min/max)	Design Execution	Grade Nuance	IN10K	IN2505	IN2510	IN2530	IN6505			
SOMT050204SK ¹⁾	0,04/0,18	positive geometry R0,4 / Géométrie positive R0,4			●		●	●			
SOMT050204NG	0,06/0,15	cast iron geometry R0,4 / Géométrie fonte R 0,4				●					
SOMT050204HP	0,06/0,15	non-ferrous geometry, polished R0,4 / Géo. pour mat. non fer., polie R0,4	●								
SOMT060204SK ¹⁾	0,04/0,18	positive geometry R0,4 / Géométrie positive R0,4			●		●	●			
SOMT060204NG	0,06/0,15	cast iron geometry R0,4 / Géométrie fonte R 0,4				●					
SOMT060204HP	0,06/0,15	non-ferrous geometry, polished R0,4 / Géo. pour mat. non fer., polie R0,4	●								
SOMT070306SK ¹⁾	0,04/0,20	positive geometry R0,6 / Géométrie positive R0,6			●		●	●			
SOMT070306NG	0,08/0,16	cast iron geometry R0,6 / Géométrie fonte R 0,6				●					
SOMT070306HP	0,08/0,16	non-ferrous geometry, polished R0,6 / Géo. pour mat. non fer., polie R0,6	●								
SOMT08T306SK ¹⁾	0,04/0,20	positive geometry R0,6 / Géométrie positive R0,6			●		●	●			
SOMT08T306NG	0,08/0,16	cast iron geometry R0,6 / Géométrie fonte R 0,6				●					
SOMT08T306HP	0,08/0,16	non-ferrous geometry, polished R0,6 / Géo. pour mat. non fer., polie R0,6	●								

¹⁾ Use IN6505 grade only for peripheral inserts / Le revêtement IN6505 est uniquement pour les plaquettes extérieures

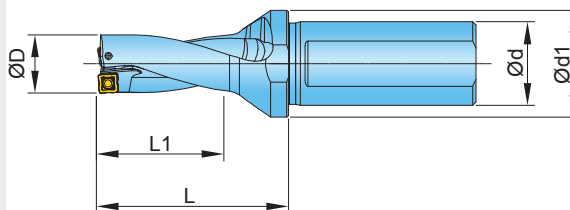
● = P ● = M ● = K ● = N ● = S ○ = H



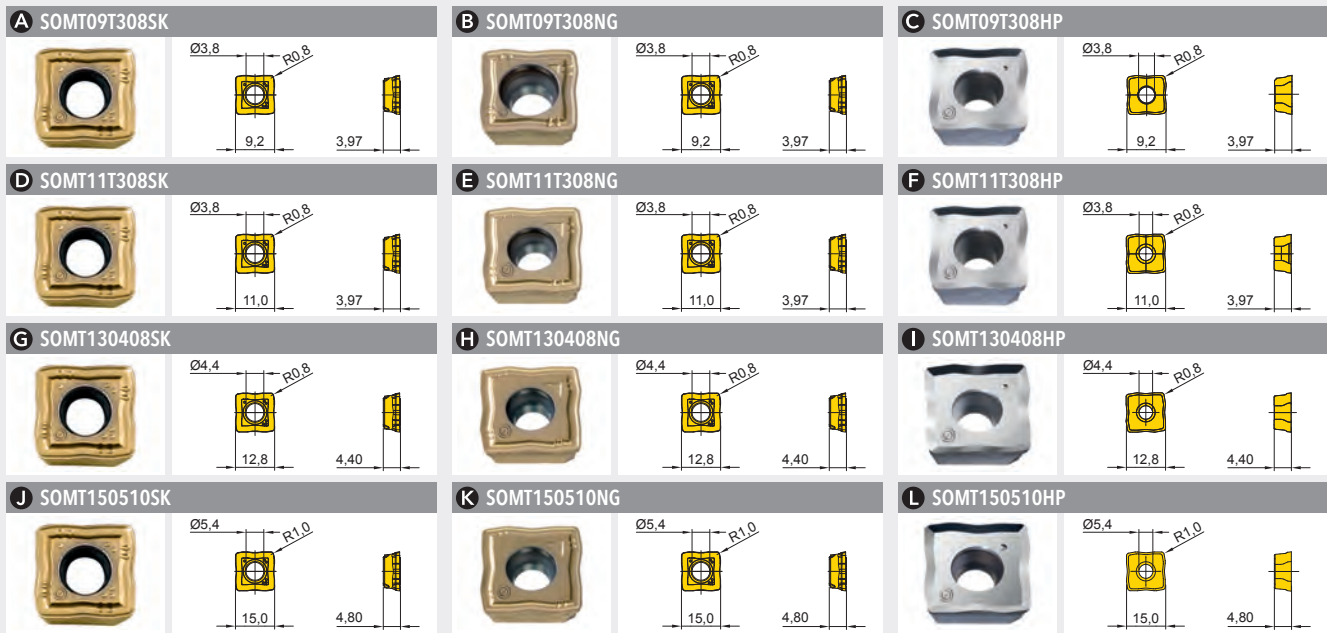
SPARE PARTS ACCESSOIRES	
① 	② 
Diameter Range / Diamètres	
14,0 - 16,0	SM20-043-00 (0,7Nm) DS-TP06S (TX-Plus)
17,0 - 22,0	TS 22052/HG-P (0,8Nm) DS-TP07S (TX-Plus)
23,0 - 26,0	SO 250651 (1,1Nm) DS-T07S

① = Insert screw / Vis de serrage plaquette ② = Screw driver / Tournevis

ADAPTION ACC. TO DIN 1835 B
 ATTACHEMENT COMPATIBLE DIN 1835 B



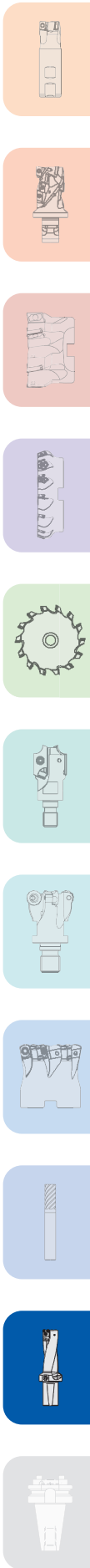
Designation Réf. de l'article	D	d	d1	L	L1	Z	Zeff	🇯🇵	🇰🇬	Related Insert Plaquette préconisée
QR0270054JFR00	27,0	25	40	77	54	2	1	✓	0,49	ABC
QR0280056JFR00	28,0	25	40	79	56	2	1	✓	0,52	ABC
QR0290058JGR00	29,0	32	40	81	58	2	1	✓	0,66	ABC
QR0300060JGR00	30,0	32	40	83	60	2	1	✓	0,78	ABC
QR0310062JGR00	31,0	32	40	85	62	2	1	✓	0,81	ABC
QR0320064JGR00	32,0	32	40	87	64	2	1	✓	0,84	DEF
QR0330066JGR00	33,0	32	40	89	66	2	1	✓	0,87	DEF
QR0340068JGR00	34,0	32	40	91	68	2	1	✓	0,89	DEF
QR0350070JGR00	35,0	32	40	93	70	2	1	✓	0,92	DEF
QR0360072JGR00	36,0	32	40	95	72	2	1	✓	0,96	DEF
QR0370074JGR00	37,0	32	50	102	74	2	1	✓	0,97	GHI
QR0380076JGR00	38,0	32	50	104	76	2	1	✓	1,00	GHI
QR0390078JGR00	39,0	32	50	106	78	2	1	✓	1,05	GHI
QR0400080JGR00	40,0	32	50	108	80	2	1	✓	1,10	GHI
QR0410082JHR00	41,0	40	50	110	82	2	1	✓	1,48	GHI
QR0420084JHR00	42,0	40	50	112	84	2	1	✓	1,50	GHI
QR0430086JHR00	43,0	40	50	114	86	2	1	✓	1,55	GHI
QR0440088JHR00	44,0	40	60	123	88	2	1	✓	1,60	JKL
QR0450090JHR00	45,0	40	60	125	90	2	1	✓	1,66	JKL
QR0460092JHR00	46,0	40	60	127	92	2	1	✓	1,71	JKL
QR0470094JHR00	47,0	40	60	129	94	2	1	✓	1,76	JKL
QR0480096JHR00	48,0	40	60	131	96	2	1	✓	1,84	JKL
QR0490098JHR00	49,0	40	60	133	98	2	1	✓	1,86	JKL
QR0500100JHR00	50,0	40	60	135	100	2	1	✓	1,93	JKL





Designation Réf. de l'article	fz(min/max)	Design Execution	Grade Nuance	IN10K	IN2505	IN2510	IN2530	IN6505			
SOMT09T308SK ¹⁾	0,06/0,20	positive geometry R0,8 / Géométrie positive R0,8									
SOMT09T308NG	0,08/0,18	cast iron geometry R0,8 / Géométrie fonte R 0,8									
SOMT09T308HP	0,08/0,18	non-ferrous geometry, polished R0,8 / Géo. pour mat. non fer., polie R0,8									
SOMT11T308SK ¹⁾	0,06/0,22	positive geometry R0,8 / Géométrie positive R0,8									
SOMT11T308NG	0,08/0,18	cast iron geometry R0,8 / Géométrie fonte R 0,8									
SOMT11T308HP	0,08/0,18	non-ferrous geometry, polished R0,8 / Géo. pour mat. non fer., polie R0,8									
SOMT130408SK ¹⁾	0,06/0,22	positive geometry R0,8 / Géométrie positive R0,8									
SOMT130408NG	0,10/0,18	cast iron geometry R0,8 / Géométrie fonte R 0,8									
SOMT130408HP	0,10/0,18	non-ferrous geometry, polished R0,8 / Géo. pour mat. non fer., polie R0,8									
SOMT150510SK ¹⁾	0,06/0,24	positive geometry R1,0 / Géométrie positive R1,0									
SOMT150510NG	0,10/0,18	cast iron geometry R1,0 / Géométrie fonte R 1,0									
SOMT150510HP	0,10/0,18	non-ferrous geometry, polished R1,0 / Géo. pour mat. non fer., polie R1,0									

¹⁾ Use IN6505 grade only for peripheral inserts / Le revêtement IN6505 est uniquement pour les plaquettes extérieures

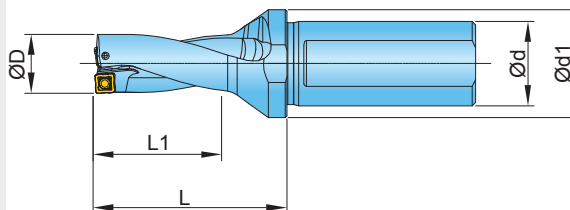
● = P ● = M ● = K ● = N ● = S ○ = H



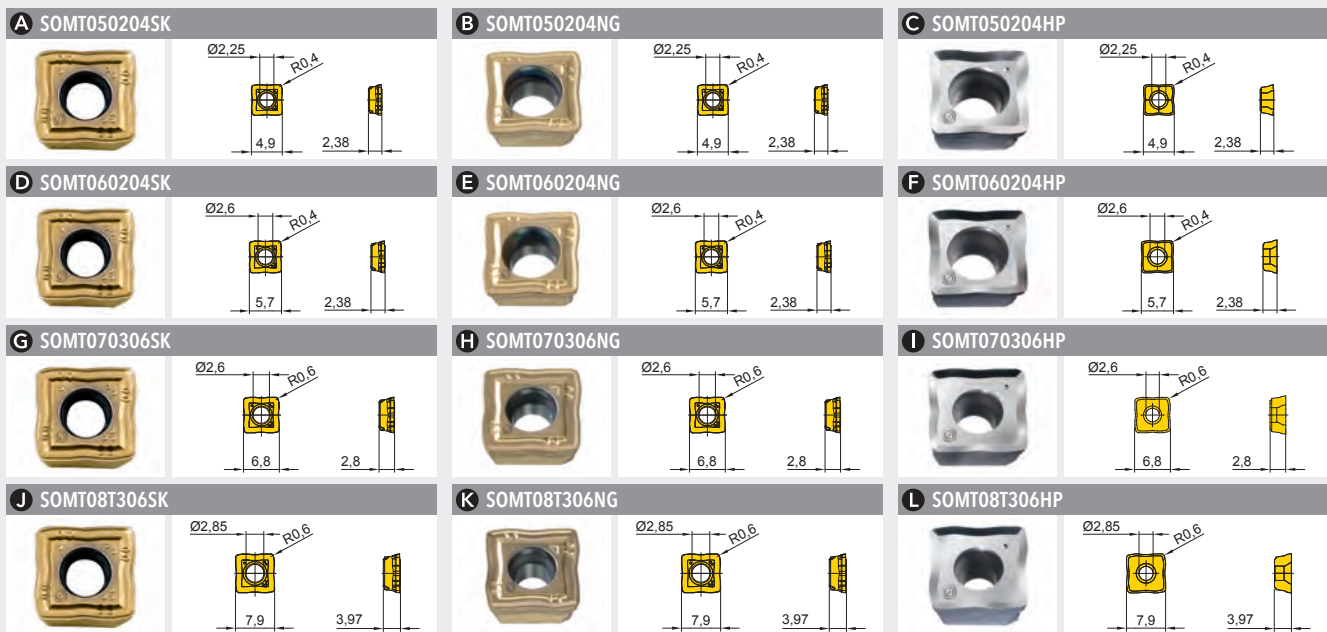
SPARE PARTS ACCESSOIRES	
① 	② 
Diameter Range / Diamètres	
27,0 - 36,0	SM35-088-60 (3,0Nm) DS-T10S
37,0 - 43,0	SM40-093-20 (4,5Nm) DS-T15S
44,0 - 50,0	SM50-113-20 (8,0Nm) DS-T20S

① = Insert screw / Vis de serrage plaquette ② = Screw driver / Tournevis

ADAPTION ACC. TO DIN 1835 B
 ATTACHEMENT COMPATIBLE DIN 1835 B



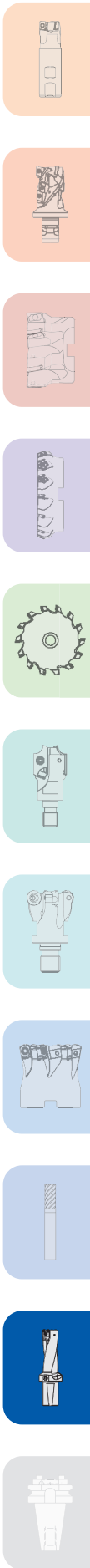
Designation Réf. de l'article	D	d	d1	L	L1	Z	Zeff		 kg	Related Insert Plaquette préconisée
QR0140042JER00	14,0	20	25	60	42	2	1	✓	0,16	ABC
QR0145045JER00	14,5	20	25	64	45	2	1	✓	0,16	ABC
QR0150045JER00	15,0	20	25	64	45	2	1	✓	0,16	ABC
QR0155048JER00	15,5	20	25	68	48	2	1	✓	0,17	ABC
QR0160048JER00	16,0	20	25	68	48	2	1	✓	0,17	ABC
QR0165051JFR00	16,5	25	32	71	51	2	1	✓	0,28	DEF
QR0170051JFR00	17,0	25	32	71	51	2	1	✓	0,28	DEF
QR0175054JFR00	17,5	25	32	75	54	2	1	✓	0,28	DEF
QR0180054JFR00	18,0	25	32	75	54	2	1	✓	0,29	DEF
QR0185057JFR00	18,5	25	32	78	57	2	1	✓	0,29	DEF
QR0190057JFR00	19,0	25	32	78	57	2	1	✓	0,30	DEF
QR0195060JFR00	19,5	25	32	83	60	2	1	✓	0,31	GHI
QR0200060JFR00	20,0	25	32	83	60	2	1	✓	0,32	GHI
QR0205063JFR00	20,5	25	32	86	63	2	1	✓	0,32	GHI
QR0210063JFR00	21,0	25	32	86	63	2	1	✓	0,33	GHI
QR0215066JFR00	21,5	25	32	89	66	2	1	✓	0,33	GHI
QR0220066JFR00	22,0	25	32	89	66	2	1	✓	0,34	GHI
QR0225069JFR00	22,5	25	32	91	69	2	1	✓	0,34	JKL
QR0230069JFR00	23,0	25	32	91	69	2	1	✓	0,35	JKL
QR0235072JFR00	23,5	25	32	94	72	2	1	✓	0,36	JKL
QR0240072JFR00	24,0	25	32	94	72	2	1	✓	0,36	JKL
QR0245075JFR00	24,5	25	32	97	75	2	1	✓	0,37	JKL
QR0250075JFR00	25,0	25	32	97	75	2	1	✓	0,37	JKL
QR0255078JFR00	25,5	25	32	99	78	2	1	✓	0,38	JKL
QR0260078JFR00	26,0	25	32	99	78	2	1	✓	0,39	JKL



Designation Réf. de l'article	fz(min/max)	Design Execution	Grade Nuance	IN10K	IN2505	IN2510	IN2530	IN6505			
SOMT050204SK ¹⁾	0,04/0,18	positive geometry R0,4 / Géométrie positive R0,4			●		●	●			
SOMT050204NG	0,06/0,15	cast iron geometry R0,4 / Géométrie fonte R 0,4				●					
SOMT050204HP	0,06/0,15	non-ferrous geometry, polished R0,4 / Géo. pour mat. non fer., polie R0,4	●								
SOMT060204SK ¹⁾	0,04/0,18	positive geometry R0,4 / Géométrie positive R0,4			●		●	●			
SOMT060204NG	0,06/0,15	cast iron geometry R0,4 / Géométrie fonte R 0,4				●					
SOMT060204HP	0,06/0,15	non-ferrous geometry, polished R0,4 / Géo. pour mat. non fer., polie R0,4	●								
SOMT070306SK ¹⁾	0,04/0,20	positive geometry R0,6 / Géométrie positive R0,6			●		●	●			
SOMT070306NG	0,08/0,16	cast iron geometry R0,6 / Géométrie fonte R 0,6				●					
SOMT070306HP	0,08/0,16	non-ferrous geometry, polished R0,6 / Géo. pour mat. non fer., polie R0,6	●								
SOMT08T306SK ¹⁾	0,04/0,20	positive geometry R0,6 / Géométrie positive R0,6			●		●	●			
SOMT08T306NG	0,08/0,16	cast iron geometry R0,6 / Géométrie fonte R 0,6				●					
SOMT08T306HP	0,08/0,16	non-ferrous geometry, polished R0,6 / Géo. pour mat. non fer., polie R0,6	●								

¹⁾ Use IN6505 grade only for peripheral inserts / Le revêtement IN6505 est uniquement pour les plaquettes extérieures

● = P ● = M ● = K ● = N ● = S ○ = H

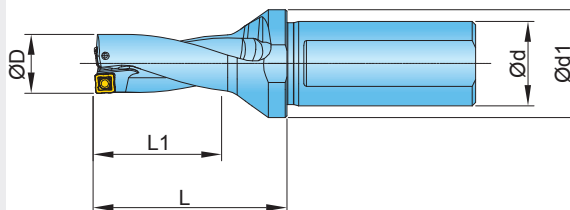


SPARE PARTS ACCESSOIRES	
①	②
Diameter Range / Diamètres	
14,0 - 16,0	SM20-043-00 (0,7Nm) DS-TP06S (TX-Plus)
16,5 - 22,0	TS 22052I/HG-P (0,8Nm) DS-TP07S (TX-Plus)
22,5 - 26,0	SO 25065I (1,1Nm) DS-T07S

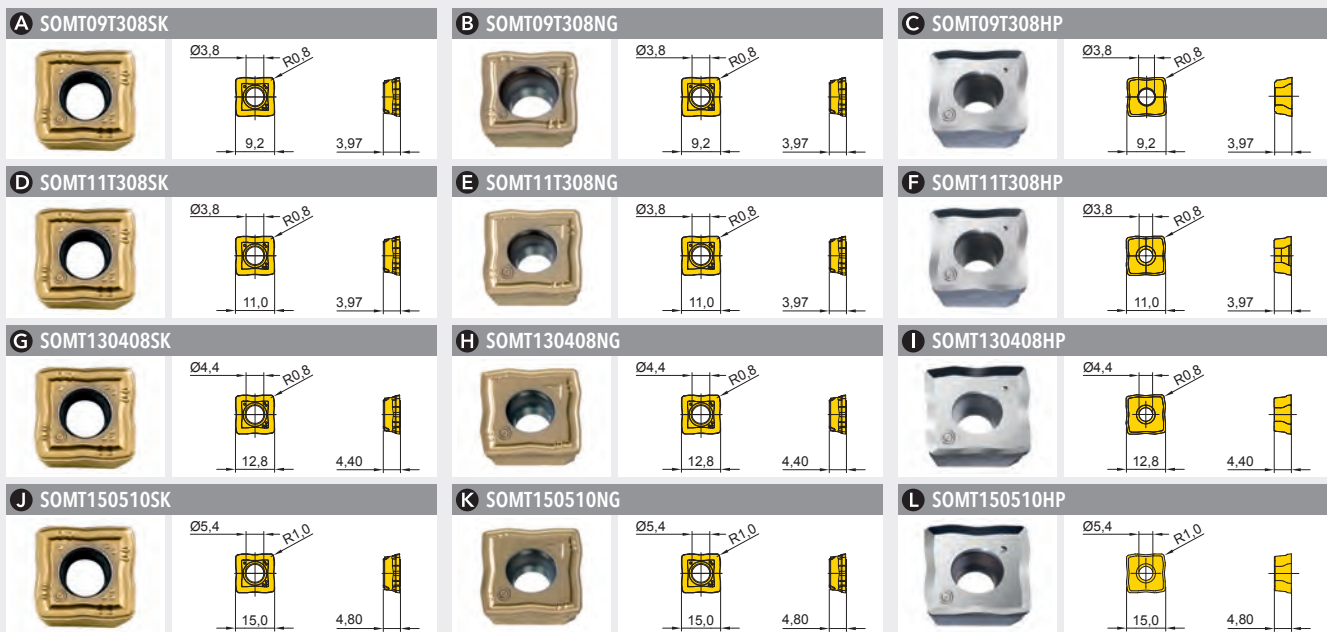
① = Insert screw / Vis de serrage plaquette ② = Screw driver / Tournevis

QUADOTWIST™ INDEXABLE DRILL 3D Ø26,5 - Ø50,5
FORET A PLAQUETTES 3D Ø26,5 - Ø50,5

ADAPTION ACC. TO DIN 1835 B
 ATTACHEMENT COMPATIBLE DIN 1835 B



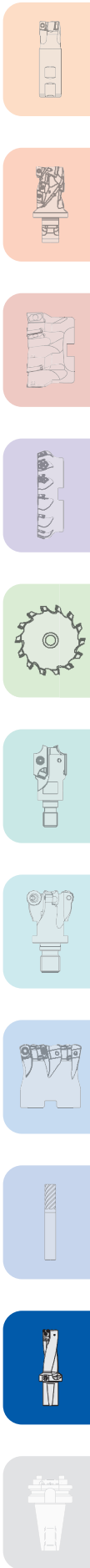
Designation Réf. de l'article	D	d	d1	L	L1	Z	Zeff			Related Insert Plaquette préconisée
QR0265081JFR00	26,5	25	40	104	81	2	1	✓	0,53	ABC
QR0270081JFR00	27,0	25	40	104	81	2	1	✓	0,53	ABC
QR0275084JFR00	27,5	25	40	107	84	2	1	✓	0,56	ABC
QR0280084JFR00	28,0	25	40	107	84	2	1	✓	0,56	ABC
QR0285087JGR00	28,5	32	40	110	87	2	1	✓	0,75	ABC
QR0290087JGR00	29,0	32	40	110	87	2	1	✓	0,75	ABC
QR0295090JGR00	29,5	32	40	113	90	2	1	✓	0,85	ABC
QR0300090JGR00	30,0	32	40	113	90	2	1	✓	0,85	ABC
QR0310093JGR00	31,0	32	40	116	93	2	1	✓	0,90	ABC
QR0320096JGR00	32,0	32	40	119	96	2	1	✓	0,93	DEF
QR0330099JGR00	33,0	32	40	122	99	2	1	✓	0,97	DEF
QR0340102JGR00	34,0	32	40	125	102	2	1	✓	1,01	DEF
QR0345105JGR00	34,5	32	40	128	105	2	1	✓	1,04	DEF
QR0350105JGR00	35,0	32	40	128	105	2	1	✓	1,04	DEF
QR0360108JGR00	36,0	32	40	131	108	2	1	✓	1,07	DEF
QR0370111JGR00	37,0	32	50	139	111	2	1	✓	1,12	GHI
QR0375114JGR00	37,5	32	50	142	114	2	1	✓	1,17	GHI
QR0380114JGR00	38,0	32	50	142	114	2	1	✓	1,17	GHI
QR0390117JGR00	39,0	32	50	145	117	2	1	✓	1,23	GHI
QR0400120JGR00	40,0	32	50	148	120	2	1	✓	1,31	GHI
QR0405123JGR00	40,5	40	50	151	123	2	1	✓	1,48	GHI
QR0410123JHR00	41,0	40	50	151	123	2	1	✓	1,48	GHI
QR0420126JHR00	42,0	40	50	154	126	2	1	✓	1,62	GHI
QR0430129JHR00	43,0	40	50	157	129	2	1	✓	1,78	GHI
QR0440132JHR00	44,0	40	60	167	132	2	1	✓	1,83	JKL
QR0450135JHR00	45,0	40	60	170	135	2	1	✓	1,92	JKL
QR0460138JHR00	46,0	40	60	173	138	2	1	✓	1,99	JKL
QR0465141JHR00	46,5	40	60	176	141	2	1	✓	2,05	JKL
QR0470141JHR00	47,0	40	60	176	141	2	1	✓	2,05	JKL
QR0480144JHR00	48,0	40	60	179	144	2	1	✓	2,11	JKL
QR0490147JHR00	49,0	40	60	182	147	2	1	✓	2,16	JKL
QR0500150JHR00	50,0	40	60	185	150	2	1	✓	2,26	JKL
QR0505153JHR00	50,5	40	60	188	153	2	1	✓	2,30	JKL



Designation Réf. de l'article	fz(min/max)	Design Execution	Grade Nuance	IN10K	IN2505	IN2510	IN2530	IN6505			
SOMT09T308SK ¹⁾	0,06/0,20	positive geometry R0,8 / Géométrie positive R0,8									
SOMT09T308NG	0,08/0,18	cast iron geometry R0,8 / Géométrie fonte R 0,8									
SOMT09T308HP	0,08/0,18	non-ferrous geometry, polished R0,8 / Géo. pour mat. non fer., polie R0,8									
SOMT11T308SK ¹⁾	0,06/0,22	positive geometry R0,8 / Géométrie positive R0,8									
SOMT11T308NG	0,08/0,18	cast iron geometry R0,8 / Géométrie fonte R 0,8									
SOMT11T308HP	0,08/0,18	non-ferrous geometry, polished R0,8 / Géo. pour mat. non fer., polie R0,8									
SOMT130408SK ¹⁾	0,06/0,22	positive geometry R0,8 / Géométrie positive R0,8									
SOMT130408NG	0,10/0,18	cast iron geometry R0,8 / Géométrie fonte R 0,8									
SOMT130408HP	0,10/0,18	non-ferrous geometry, polished R0,8 / Géo. pour mat. non fer., polie R0,8									
SOMT150510SK ¹⁾	0,06/0,24	positive geometry R1,0 / Géométrie positive R1,0									
SOMT150510NG	0,10/0,18	cast iron geometry R1,0 / Géométrie fonte R 1,0									
SOMT150510HP	0,10/0,18	non-ferrous geometry, polished R1,0 / Géo. pour mat. non fer., polie R1,0									

¹⁾ Use IN6505 grade only for peripheral inserts / Le revêtement IN6505 est uniquement pour les plaquettes extérieures

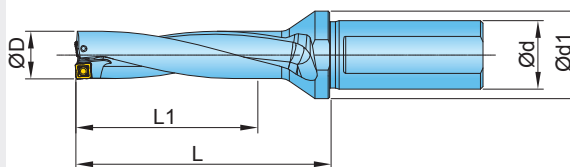
● = P ● = M ● = K ● = N ● = S ○ = H



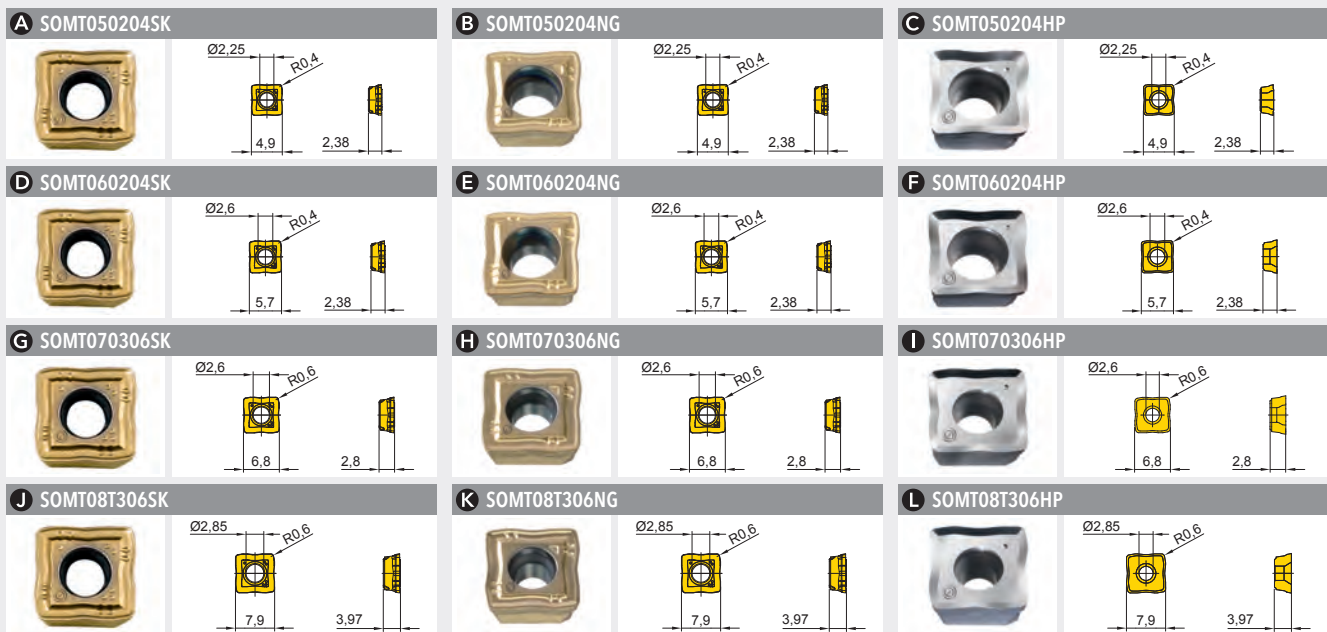
SPARE PARTS ACCESSOIRES	
①	②
Diameter Range / Diamètres	
26,5 - 36,0	SM35-088-60 (3,0Nm) DS-T10S
37,0 - 43,0	SM40-093-20 (4,5Nm) DS-T15S
44,0 - 50,5	SM50-113-20 (8,0Nm) DS-T20S

① = Insert screw / Vis de serrage plaquette ② = Screw driver / Tournevis

ADAPTION ACC. TO DIN 1835 B
 ATTACHEMENT COMPATIBLE DIN 1835 B



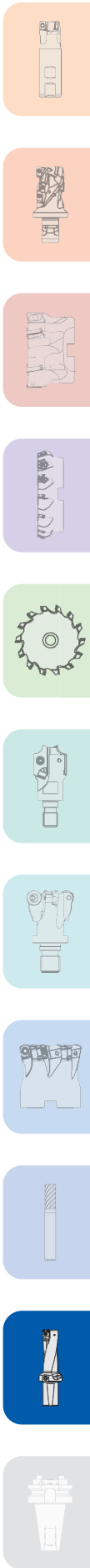
Designation Réf. de l'article	D	d	d1	L	L1	Z	Zeff		 kg	Related Insert Plaquette préconisée
QR0140056JER00	14,0	20	25	74	56	2	1	✓	0,16	ABC
QR0150060JER00	15,0	20	25	79	60	2	1	✓	0,17	ABC
QR0160064JER00	16,0	20	25	84	64	2	1	✓	0,18	ABC
QR0170068JFR00	17,0	25	32	88	68	2	1	✓	0,29	DEF
QR0175072JFR00	17,5	25	32	93	72	2	1	✓	0,30	DEF
QR0180072JFR00	18,0	25	32	93	72	2	1	✓	0,30	DEF
QR0190076JFR00	19,0	25	32	97	76	2	1	✓	0,32	DEF
QR0195080JFR00	19,5	25	32	103	80	2	1	✓	0,34	GHI
QR0200080JFR00	20,0	25	32	103	80	2	1	✓	0,34	GHI
QR0210084JFR00	21,0	25	32	107	84	2	1	✓	0,35	GHI
QR0220088JFR00	22,0	25	32	111	88	2	1	✓	0,37	GHI
QR0230092JFR00	23,0	25	32	114	92	2	1	✓	0,38	JKL
QR0240096JFR00	24,0	25	32	118	96	2	1	✓	0,41	JKL
QR0250100JFR00	25,0	25	32	122	100	2	1	✓	0,42	JKL
QR0260104JFR00	26,0	25	32	125	104	2	1	✓	0,45	JKL



Designation Réf. de l'article	fz(min/max)	Design Execution	Grade Nuance	IN10K	IN2505	IN2510	IN2530	IN6505			
SOMT050204SK ¹⁾	0,04/0,18	positive geometry R0,4 / Géométrie positive R0,4									
SOMT050204NG	0,06/0,15	cast iron geometry R0,4 / Géométrie fonte R 0,4									
SOMT050204HP	0,06/0,15	non-ferrous geometry, polished R0,4 / Géo. pour mat. non fer., polie R0,4									
SOMT060204SK ¹⁾	0,04/0,18	positive geometry R0,4 / Géométrie positive R0,4									
SOMT060204NG	0,06/0,15	cast iron geometry R0,4 / Géométrie fonte R 0,4									
SOMT060204HP	0,06/0,15	non-ferrous geometry, polished R0,4 / Géo. pour mat. non fer., polie R0,4									
SOMT070306SK ¹⁾	0,04/0,20	positive geometry R0,6 / Géométrie positive R0,6									
SOMT070306NG	0,08/0,16	cast iron geometry R0,6 / Géométrie fonte R 0,6									
SOMT070306HP	0,08/0,16	non-ferrous geometry, polished R0,6 / Géo. pour mat. non fer., polie R0,6									
SOMT08T306SK ¹⁾	0,04/0,20	positive geometry R0,6 / Géométrie positive R0,6									
SOMT08T306NG	0,08/0,16	cast iron geometry R0,6 / Géométrie fonte R 0,6									
SOMT08T306HP	0,08/0,16	non-ferrous geometry, polished R0,6 / Géo. pour mat. non fer., polie R0,6									

¹⁾ Use IN6505 grade only for peripheral inserts / Le revêtement IN6505 est uniquement pour les plaquettes extérieures

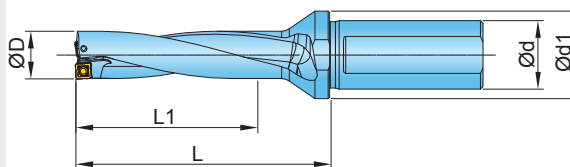
● = P ● = M ● = K ● = N ● = S ○ = H



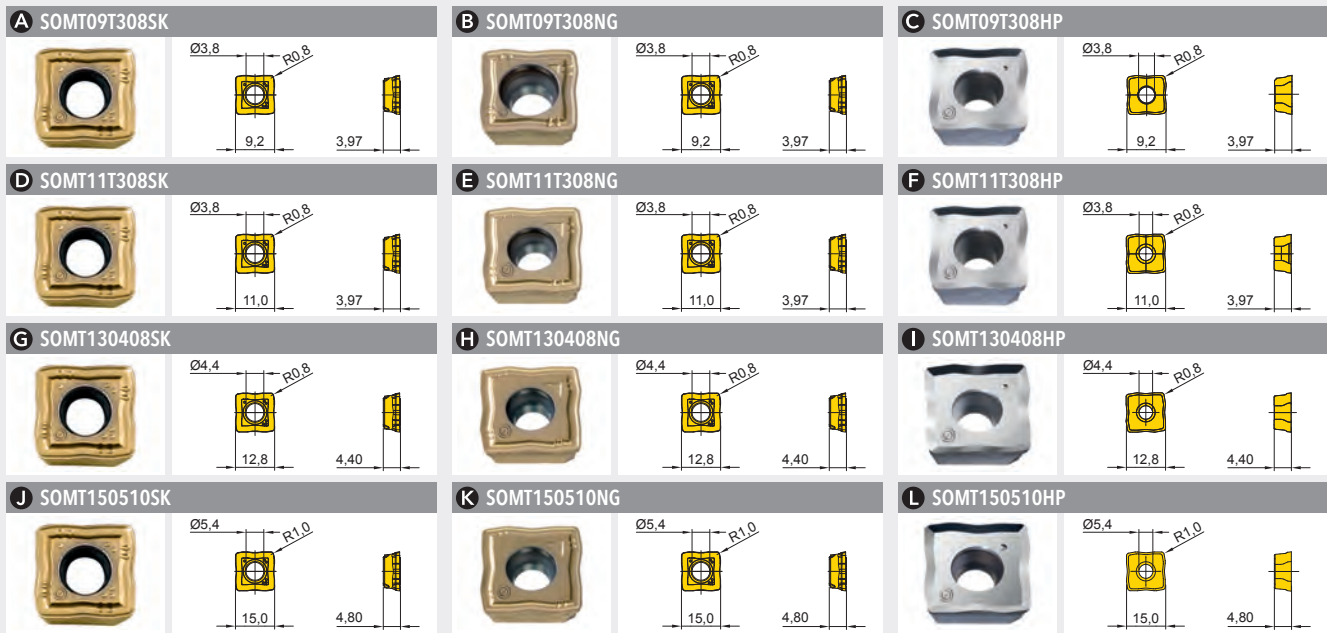
SPARE PARTS ACCESSOIRES	
①	②
Diameter Range / Diamètres	
14,0 - 16,0	SM20-043-00 (0,7Nm) DS-TP06S (TX-Plus)
17,0 - 22,0	TS 22052/HG-P (0,8Nm) DS-TP07S (TX-Plus)
23,0 - 26,0	SO 250651 (1,1Nm) DS-T07S

① = Insert screw / Vis de serrage plaquette ② = Screw driver / Tournevis

ADAPTION ACC. TO DIN 1835 B
 ATTACHEMENT COMPATIBLE DIN 1835 B



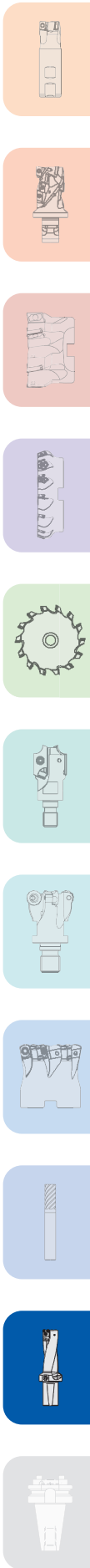
Designation Réf. de l'article	D	d	d1	L	L1	Z	Zeff		kg	Related Insert Plaquette préconisée
QR0270108JFR00	27,0	25	40	131	108	2	1	✓	0,59	ABC
QR0280112JFR00	28,0	25	40	135	112	2	1	✓	0,62	ABC
QR0290116JGR00	29,0	32	40	139	116	2	1	✓	0,80	ABC
QR0300120JGR00	30,0	32	40	143	120	2	1	✓	0,94	ABC
QR0310124JGR00	31,0	32	40	147	124	2	1	✓	0,97	ABC
QR0320128JGR00	32,0	32	40	151	128	2	1	✓	1,04	DEF
QR0330132JGR00	33,0	32	40	155	132	2	1	✓	1,09	DEF
QR0340136JGR00	34,0	32	40	159	136	2	1	✓	1,13	DEF
QR0350140JGR00	35,0	32	40	163	140	2	1	✓	1,17	DEF
QR0360144JGR00	36,0	32	40	167	144	2	1	✓	1,23	DEF
QR0370148JGR00	37,0	32	50	176	148	2	1	✓	1,29	GHI
QR0380152JGR00	38,0	32	50	180	152	2	1	✓	1,34	GHI
QR0390156JGR00	39,0	32	50	184	156	2	1	✓	1,41	GHI
QR0400160JGR00	40,0	32	50	188	160	2	1	✓	1,50	GHI
QR0410164JHR00	41,0	40	50	192	164	2	1	✓	1,86	GHI
QR0420168JHR00	42,0	40	50	196	168	2	1	✓	1,94	GHI
QR0430172JHR00	43,0	40	50	200	172	2	1	✓	2,02	GHI
QR0440176JHR00	44,0	40	60	211	176	2	1	✓	2,10	JKL
QR0450180JHR00	45,0	40	60	215	180	2	1	✓	2,19	JKL
QR0460184JHR00	46,0	40	60	219	184	2	1	✓	2,30	JKL
QR0470188JHR00	47,0	40	60	223	188	2	1	✓	2,37	JKL
QR0480192JHR00	48,0	40	60	227	192	2	1	✓	2,47	JKL
QR0490196JHR00	49,0	40	60	231	196	2	1	✓	2,59	JKL
QR0500200JHR00	50,0	40	60	235	200	2	1	✓	2,64	JKL





Designation Réf. de l'article	fz(min/max)	Design Execution	Grade Nuance	IN10K	IN2505	IN2510	IN2530	IN6505			
SOMT09T308SK ¹⁾	0,06/0,20	positive geometry R0,8 / Géométrie positive R0,8									
SOMT09T308NG	0,08/0,18	cast iron geometry R0,8 / Géométrie fonte R0,8									
SOMT09T308HP	0,08/0,18	non-ferrous geometry, polished R0,8 / Géo. pour mat. non fer., polie R0,8									
SOMT11T308SK ¹⁾	0,06/0,22	positive geometry R0,8 / Géométrie positive R0,8									
SOMT11T308NG	0,08/0,18	cast iron geometry R0,8 / Géométrie fonte R0,8									
SOMT11T308HP	0,08/0,18	non-ferrous geometry, polished R0,8 / Géo. pour mat. non fer., polie R0,8									
SOMT130408SK ¹⁾	0,06/0,22	positive geometry R0,8 / Géométrie positive R0,8									
SOMT130408NG	0,10/0,18	cast iron geometry R0,8 / Géométrie fonte R0,8									
SOMT130408HP	0,10/0,18	non-ferrous geometry, polished R0,8 / Géo. pour mat. non fer., polie R0,8									
SOMT150510SK ¹⁾	0,06/0,24	positive geometry R1,0 / Géométrie positive R1,0									
SOMT150510NG	0,10/0,18	cast iron geometry R1,0 / Géométrie fonte R1,0									
SOMT150510HP	0,10/0,18	non-ferrous geometry, polished R1,0 / Géo. pour mat. non fer., polie R1,0									

¹⁾ Use IN6505 grade only for peripheral inserts / Le revêtement IN6505 est uniquement pour les plaquettes extérieures

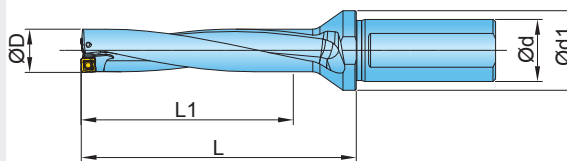
● = P ● = M ● = K ● = N ● = S ○ = H





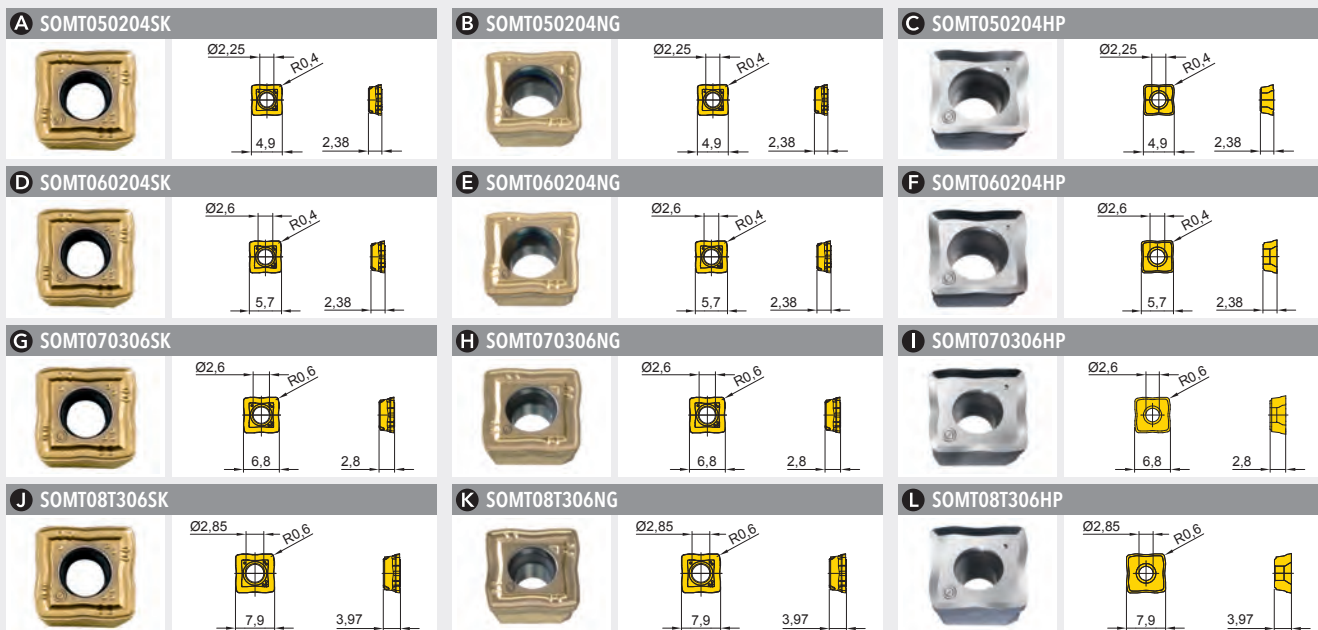
SPARE PARTS ACCESSOIRES	
① 	② 
Diameter Range / Diamètres	
27,0 - 36,0	SM35-088-60 (3,0Nm) DS-T10S
37,0 - 43,0	SM40-093-20 (4,5Nm) DS-T15S
44,0 - 50,0	SM50-113-20 (8,0Nm) DS-T20S

① = Insert screw / Vis de serrage plaquette ② = Screw driver / Tournevis

ADAPTION ACC. TO DIN 1835 B
 ATTACHEMENT COMPATIBLE DIN 1835 B



Designation Réf. de l'article	D	d	d1	L	L1	Z	Zeff		 kg	Related Insert Plaquette préconisée
QR0140070JER00	14,0	20	25	88	70	2	1	✓	0,17	ABC
QR0150075JER00	15,0	20	25	94	75	2	1	✓	0,18	ABC
QR0160080JER00	16,0	20	25	100	80	2	1	✓	0,19	ABC
QR0170085JFR00	17,0	25	32	105	85	2	1	✓	0,31	DEF
QR0180090JFR00	18,0	25	32	111	90	2	1	✓	0,32	DEF
QR0190095JFR00	19,0	25	32	116	95	2	1	✓	0,34	DEF
QR0200100JFR00	20,0	25	32	123	100	2	1	✓	0,36	GHI
QR0210105JFR00	21,0	25	32	128	105	2	1	✓	0,38	GHI
QR0220110JFR00	22,0	25	32	133	110	2	1	✓	0,40	GHI
QR0230115JFR00	23,0	25	32	137	115	2	1	✓	0,42	JKL
QR0240120JFR00	24,0	25	32	142	120	2	1	✓	0,45	JKL
QR0250125JFR00	25,0	25	32	147	125	2	1	✓	0,46	JKL
QR0260130JFR00	26,0	25	32	151	130	2	1	✓	0,50	JKL



Designation Réf. de l'article	fz(min/max)	Design Execution	Grade Nuance	IN10K	IN2505	IN2510	IN2530	IN6505			
SOMT050204SK ¹⁾	0,04/0,18	positive geometry R0,4 / Géométrie positive R0,4			●		●	●			
SOMT050204NG	0,06/0,15	cast iron geometry R0,4 / Géométrie fonte R 0,4				●					
SOMT050204HP	0,06/0,15	non-ferrous geometry, polished R0,4 / Géo. pour mat. non fer., polie R0,4	●								
SOMT060204SK ¹⁾	0,04/0,18	positive geometry R0,4 / Géométrie positive R0,4			●		●	●			
SOMT060204NG	0,06/0,15	cast iron geometry R0,4 / Géométrie fonte R 0,4				●					
SOMT060204HP	0,06/0,15	non-ferrous geometry, polished R0,4 / Géo. pour mat. non fer., polie R0,4	●								
SOMT070306SK ¹⁾	0,04/0,20	positive geometry R0,6 / Géométrie positive R0,6			●		●	●			
SOMT070306NG	0,08/0,16	cast iron geometry R0,6 / Géométrie fonte R 0,6				●					
SOMT070306HP	0,08/0,16	non-ferrous geometry, polished R0,6 / Géo. pour mat. non fer., polie R0,6	●								
SOMT08T306SK ¹⁾	0,04/0,20	positive geometry R0,6 / Géométrie positive R0,6			●		●	●			
SOMT08T306NG	0,08/0,16	cast iron geometry R0,6 / Géométrie fonte R 0,6				●					
SOMT08T306HP	0,08/0,16	non-ferrous geometry, polished R0,6 / Géo. pour mat. non fer., polie R0,6	●								

¹⁾ Use IN6505 grade only for peripheral inserts / Le revêtement IN6505 est uniquement pour les plaquettes extérieures

● = P ● = M ● = K ● = N ● = S ○ = H

SPARE PARTS
ACCESSOIRES

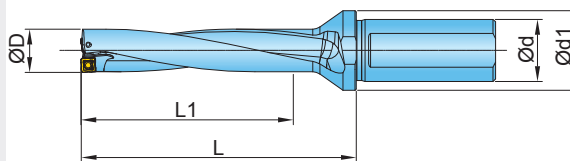


Diameter Range / Diamètres

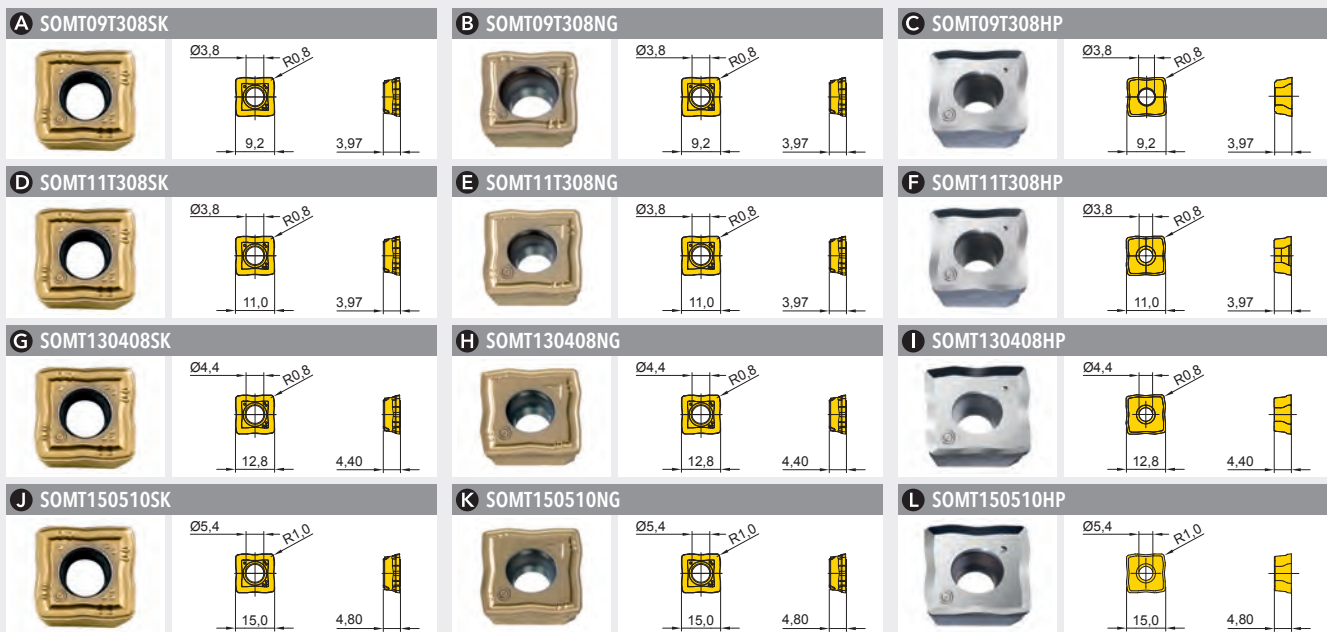
14,0 - 16,0	SM20-043-00 (0,7Nm) DS-TP06S (TX-Plus)
17,0 - 22,0	TS 22052/HG-P (0,8Nm) DS-TP07S (TX-Plus)
23,0 - 26,0	SO 250651 (1,1Nm) DS-T07S

① = Insert screw / Vis de serrage plaquette ② = Screw driver / Tournevis

ADAPTION ACC. TO DIN 1835 B
 ATTACHEMENT COMPATIBLE DIN 1835 B



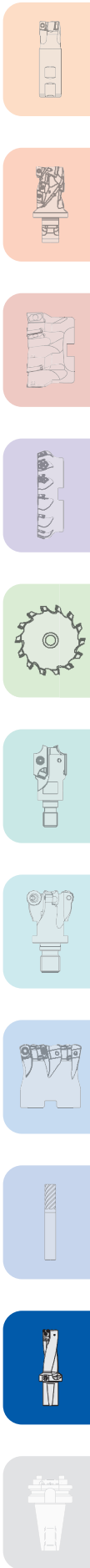
Designation Réf. de l'article	D	d	d1	L	L1	Z	Zeff		kg	Related Insert Plaquette préconisée
QR0270135JFR00	27,0	25	40	158	135	2	1	✓	0,65	ABC
QR0280140JFR00	28,0	25	40	163	140	2	1	✓	0,68	ABC
QR0290145JGR00	29,0	32	40	168	145	2	1	✓	0,86	ABC
QR0300150JGR00	30,0	32	40	173	150	2	1	✓	1,04	ABC
QR0310155JGR00	31,0	32	40	178	155	2	1	✓	1,08	ABC
QR0320160JGR00	32,0	32	40	183	160	2	1	✓	1,14	DEF
QR0330165JGR00	33,0	32	40	188	165	2	1	✓	1,20	DEF
QR0340170JGR00	34,0	32	40	193	170	2	1	✓	1,26	DEF
QR0350175JGR00	35,0	32	40	198	175	2	1	✓	1,29	DEF
QR0360180JGR00	36,0	32	40	203	180	2	1	✓	1,39	DEF
QR0370185JGR00	37,0	32	50	213	185	2	1	✓	1,40	GHI
QR0380190JGR00	38,0	32	50	218	190	2	1	✓	1,50	GHI
QR0390195JGR00	39,0	32	50	223	195	2	1	✓	1,56	GHI
QR0400200JGR00	40,0	32	50	228	200	2	1	✓	1,68	GHI
QR0410205JHR00	41,0	40	50	233	205	2	1	✓	2,08	GHI
QR0420210JHR00	42,0	40	50	238	210	2	1	✓	2,16	GHI
QR0430215JHR00	43,0	40	50	243	215	2	1	✓	2,28	GHI
QR0440220JHR00	44,0	40	60	255	220	2	1	✓	2,36	JKL
QR0450225JHR00	45,0	40	60	260	225	2	1	✓	2,45	JKL
QR0460230JHR00	46,0	40	60	265	230	2	1	✓	2,56	JKL
QR0470235JHR00	47,0	40	60	270	235	2	1	✓	2,63	JKL
QR0480240JHR00	48,0	40	60	275	240	2	1	✓	2,73	JKL
QR0490245JHR00	49,0	40	60	280	245	2	1	✓	2,85	JKL
QR0500250JHR00	50,0	40	60	285	250	2	1	✓	2,95	JKL





Designation Réf. de l'article	fz(min/max)	Design Execution	Grade Nuance	IN10K	IN2505	IN2510	IN2530	IN6505			
SOMT09T308SK ¹⁾	0,06/0,20	positive geometry R0,8 / Géométrie positive R0,8									
SOMT09T308NG	0,08/0,18	cast iron geometry R0,8 / Géométrie fonte R 0,8									
SOMT09T308HP	0,08/0,18	non-ferrous geometry, polished R0,8 / Géo. pour mat. non fer., polie R0,8									
SOMT11T308SK ¹⁾	0,06/0,22	positive geometry R0,8 / Géométrie positive R0,8									
SOMT11T308NG	0,08/0,18	cast iron geometry R0,8 / Géométrie fonte R 0,8									
SOMT11T308HP	0,08/0,18	non-ferrous geometry, polished R0,8 / Géo. pour mat. non fer., polie R0,8									
SOMT130408SK ¹⁾	0,06/0,22	positive geometry R0,8 / Géométrie positive R0,8									
SOMT130408NG	0,10/0,18	cast iron geometry R0,8 / Géométrie fonte R 0,8									
SOMT130408HP	0,10/0,18	non-ferrous geometry, polished R0,8 / Géo. pour mat. non fer., polie R0,8									
SOMT150510SK ¹⁾	0,06/0,24	positive geometry R1,0 / Géométrie positive R1,0									
SOMT150510NG	0,10/0,18	cast iron geometry R1,0 / Géométrie fonte R 1,0									
SOMT150510HP	0,10/0,18	non-ferrous geometry, polished R1,0 / Géo. pour mat. non fer., polie R1,0									

¹⁾ Use IN6505 grade only for peripheral inserts / Le revêtement IN6505 est uniquement pour les plaquettes extérieures

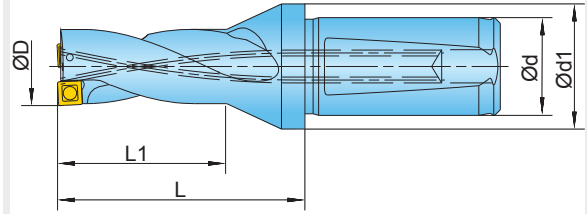
● = P ● = M ● = K ● = N ● = S ○ = H





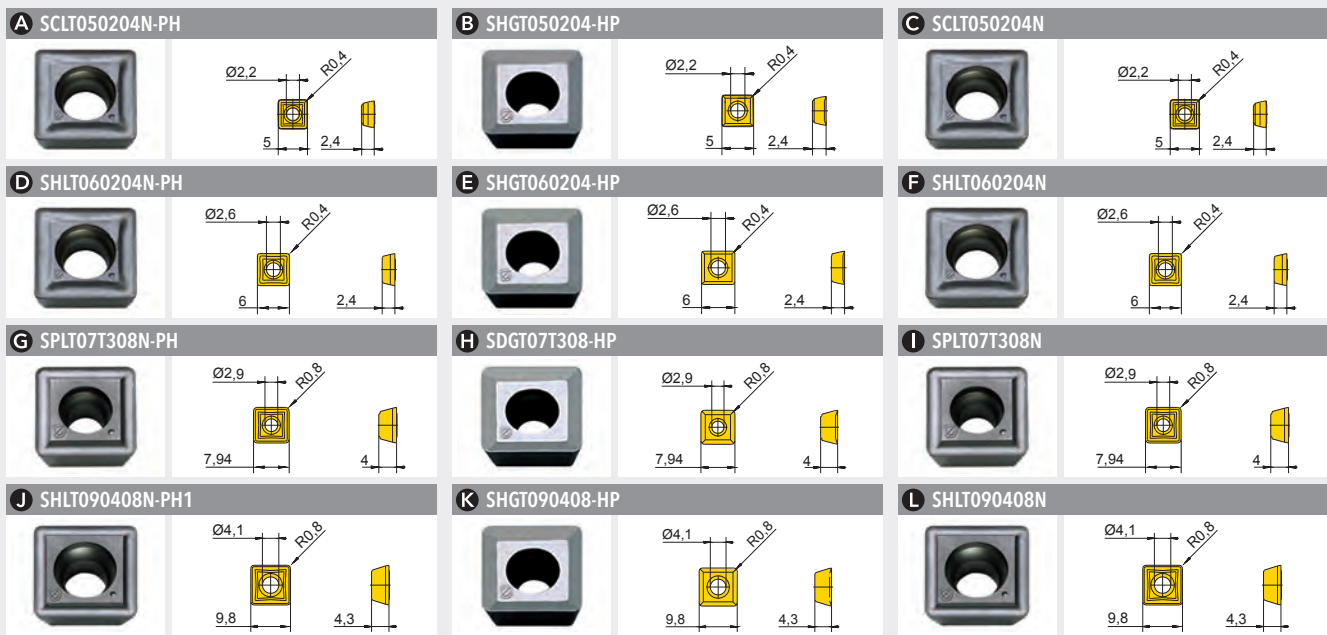
SPARE PARTS ACCESSOIRES	
① 	② 
Diameter Range / Diamètres	
27,0 - 36,0	SM35-088-60 (3,0Nm) DS-T10S
37,0 - 43,0	SM40-093-20 (4,5Nm) DS-T15S
44,0 - 50,0	SM50-113-20 (8,0Nm) DS-T20S

① = Insert screw / Vis de serrage plaquette ② = Screw driver / Tournevis

ADAPTION ACC. TO DIN 1835 E
 ATTACHEMENT COMPATIBLE DIN 1835 E

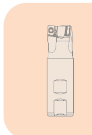


Designation Réf. de l'article	D	d	d1	L	L1	Z	Zeff		 kg	Related Insert Plaquette préconisée
Q0130026WWR00	13	20	25	44	26	2	1	✓	0,15	ABC
Q0140028WWR00	14	20	25	46	28	2	1	✓	0,16	ABC
Q0150030WWR00	15	20	25	49	30	2	1	✓	0,16	ABC
Q0160032WXR00	16	25	32	52	32	2	1	✓	0,26	DEF
Q0170034WXR00	17	25	32	54	34	2	1	✓	0,26	DEF
Q0180036WXR00	18	25	32	57	36	2	1	✓	0,26	DEF
Q0190038WXR00	19	25	32	59	38	2	1	✓	0,27	DEF
Q0200040WXR00	20	25	32	63	40	2	1	✓	0,29	DEF
Q0210042WXR00	21	25	32	65	42	2	1	✓	0,33	DEF
Q0220044WXR01	22	25	32	67	44	2	1	✓	0,33	GHI
Q0230046WXR00	23	25	45	71	46	2	1	✓	0,42	GHI
Q0240048WXR00	24	25	45	74	48	2	1	✓	0,44	GHI
Q0250050WXR00	25	25	45	77	50	2	1	✓	0,45	GHI
Q0260052WXR00	26	25	45	79	52	2	1	✓	0,46	GHI
Q0270054WXR00	27	25	45	81	54	2	1	✓	0,47	GHI
Q0280056WXR00	28	25	45	84	56	2	1	✓	0,49	JKL
Q0290058WYR01	29	32	45	86	58	2	1	✓	0,66	JKL



Designation Réf. de l'article	fz(min/max)	Design Execution	Grade Nuance	IN10K	IN2005	IN2010	IN2530				
SCLT050204N-PH	0,05/0,12	positive geometry R0,4 / Géométrie positive R0,4									
SHGT050204-HP	0,05/0,12	non-ferrous geometry, polished R0,4 / Géo. pour mat. non fer., polie R0,4	●								
SCLT050204N	0,05/0,12	cast iron geometry R0,4 / Géométrie fonte R 0,4				●					
SHLT060204N-PH	0,06/0,20	positive geometry R0,4 / Géométrie positive R0,4									
SHGT060204-HP	0,08/0,15	non-ferrous geometry, polished R0,4 / Géo. pour mat. non fer., polie R0,4	●								
SHLT060204N	0,08/0,25	cast iron geometry R0,4 / Géométrie fonte R 0,4				●					
SPLT07T308N-PH	0,06/0,20	positive geometry R0,8 / Géométrie positive R0,8									
SDGT07T308-HP	0,08/0,15	non-ferrous geometry, polished R0,8 / Géo. pour mat. non fer., polie R0,8	●								
SPLT07T308N	0,10/0,25	cast iron geometry R0,8 / Géométrie fonte R 0,8				●					
SHLT090408N-PH1	0,07/0,22	positive geometry R0,8 / Géométrie positive R0,8									
SHGT090408-HP	0,10/0,20	non-ferrous geometry, polished R0,8 / Géo. pour mat. non fer., polie R0,8	●								
SHLT090408N	0,12/0,25	cast iron geometry R0,8 / Géométrie fonte R 0,8				●					

● = P ● = M ● = K ● = N ● = S ○ = H



SPARE PARTS
ACCESSOIRES



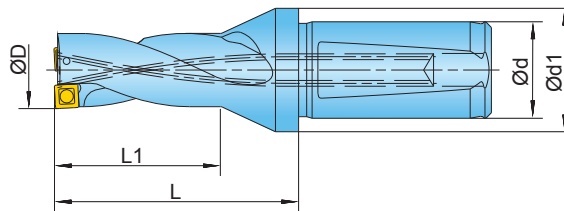
Diameter Range / Diamètres



13 - 15	SM20-043-00 (0,7Nm) DS-TP06S (TX-Plus)
16 - 21	SM22-052-00 (0,8Nm) DS-T07S
22 - 27	SM25-064-00 (1,1Nm) DS-T08S
28 - 29	SM35-088-60 (3,0Nm) DS-T10S

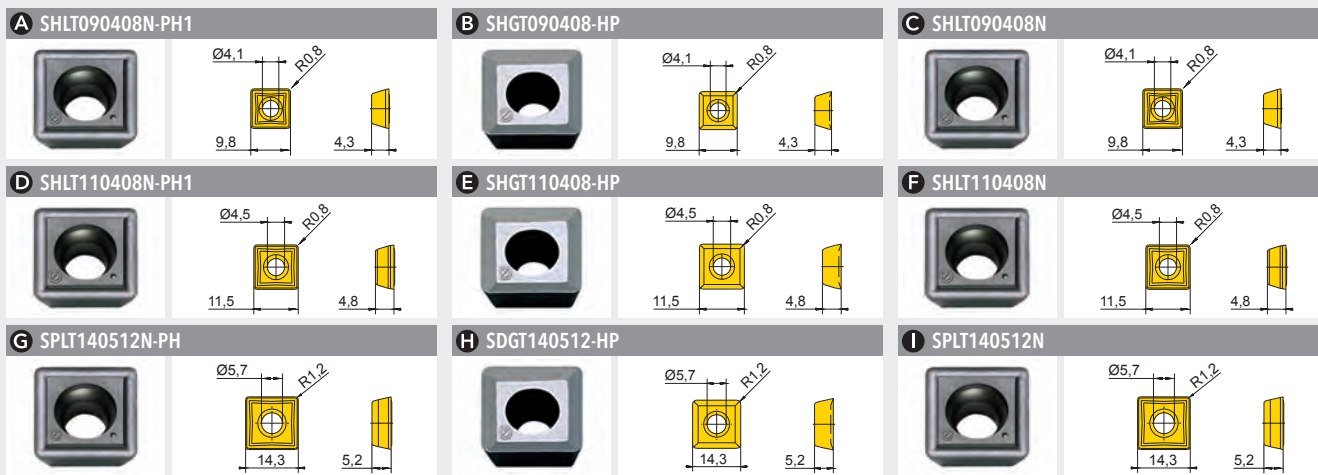
① = Insert screw / Vis de serrage plaquette ② = Screw driver / Tournevis

QUADODRILL⁺™ INDEXABLE DRILL 2D Ø30-Ø50
 FORÊT À PLAQUETTES 2D Ø30-Ø50

ADAPTION ACC. TO DIN 1835 E
 ATTACHEMENT COMPATIBLE DIN 1835 E



Designation Réf. de l'article	D	d	d1	L	L1	Z	Zeff		 kg	Related Insert Plaquette préconisée
Q0300060WYR00	30	32	55	91	60	2	1	✓	0,78	ABC
Q0310062WYR00	31	32	55	94	62	2	1	✓	0,81	ABC
Q0320064WYR00	32	32	55	96	64	2	1	✓	0,84	ABC
Q0330066WYR00	33	32	55	99	66	2	1	✓	0,87	ABC
Q0340068WYR00	34	32	55	101	68	2	1	✓	0,89	DEF
Q0350070WYR00	35	32	55	104	70	2	1	✓	0,92	DEF
Q0360072WYR00	36	32	55	107	72	2	1	✓	0,96	DEF
Q0370074WYR00	37	32	55	110	74	2	1	✓	0,97	DEF
Q0380076WYR00	38	32	55	113	76	2	1	✓	1,00	DEF
Q0390078WYR00	39	32	55	115	78	2	1	✓	1,05	DEF
Q0400080WYR00	40	32	60	118	80	2	1	✓	1,10	DEF
Q0410082WZR00	41	40	60	121	82	2	1	✓	1,48	DEF
Q0420084WZR01	42	40	60	123	84	2	1	✓	1,50	GHI
Q0430086WZR01	43	40	60	126	86	2	1	✓	1,55	GHI
Q0440088WZR00	44	40	60	128	88	2	1	✓	1,60	GHI
Q0450090WZR00	45	40	60	132	90	2	1	✓	1,66	GHI
Q0460092WZR00	46	40	60	135	92	2	1	✓	1,71	GHI
Q0470094WZR00	47	40	60	137	94	2	1	✓	1,76	GHI
Q0480096WZR00	48	40	60	140	96	2	1	✓	1,84	GHI
Q0490098WZR00	49	40	60	142	98	2	1	✓	1,86	GHI
Q0500100WZR00	50	40	60	145	100	2	1	✓	1,93	GHI



Designation Réf. de l'article	fz(min/max)	Design Execution	Grade Nuance	IN10K	IN2005	IN2010	IN2530				
SHLT090408N-PH1	0,07/0,22	positive geometry R0,8 / Géométrie positive R0,8									
SHGT090408-HP	0,10/0,20	non-ferrous geometry, polished R0,8 / Géo. pour mat. non fer., polie R0,8	●								
SHLT090408N	0,12/0,25	cast iron geometry R0,8 / Géométrie fonte R 0,8				●					
SHLT110408N-PH1	0,08/0,23	positive geometry R0,8 / Géométrie positive R0,8									
SHGT110408-HP	0,14/0,23	non-ferrous geometry, polished R0,8 / Géo. pour mat. non fer., polie R0,8	●								
SHLT110408N	0,16/0,28	cast iron geometry R0,8 / Géométrie fonte R 0,8				●					
SPLT140512N-PH	0,06/0,26	positive geometry R1,2 / Géométrie positive R1,2									
SDGT140512-HP	0,15/0,26	non-ferrous geometry, polished R1,2 / Géo. pour mat. non fer., polie R1,2	●								
SPLT140512N	0,18/0,30	cast iron geometry R1,2 / Géométrie fonte R 1,2				●					

● = P ● = M ● = K ● = N ● = S ○ = H

**SPARE PARTS
ACCESSOIRES**



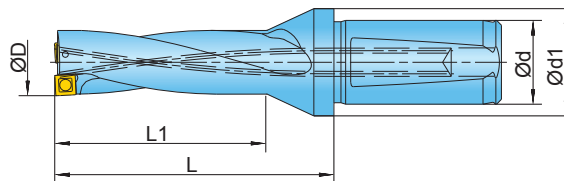
Diameter Range / Diamètres

30 - 33	SM35-088-60 (3,0Nm) DS-T10S
34 - 41	SM40-093-20 (4,5Nm) DS-T15S
42 - 50	SM50-122-50 (7,5Nm) DS-T20S

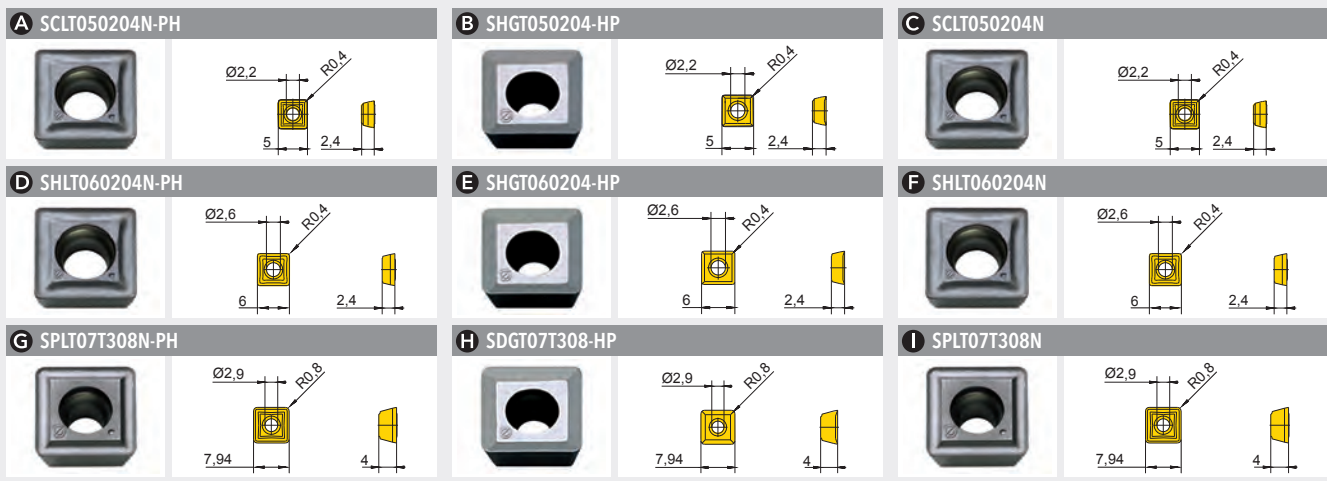
① = Insert screw / Vis de serrage plaquette ② = Screw driver / Tournevis

QUADODRILL⁺™ INDEXABLE DRILL 3D Ø12,5-Ø27,5
 FORET À PLAQUETTES 3D Ø12,5-Ø27,5

ADAPTION ACC. TO DIN 1835 E
 ATTACHEMENT COMPATIBLE DIN 1835 E

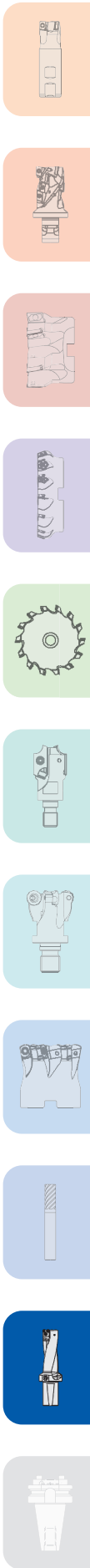


Designation Réf. de l'article	D	d	d1	L	L1	Z	Zeff			Related Insert Plaquette préconisée
Q0125038WWR00	12,5	20	25	57	38	2	1	✓	0,16	ABC
Q0130039WWR00	13	20	25	57	39	2	1	✓	0,16	ABC
Q0135041WWR00	13,5	20	25	60	41	2	1	✓	0,16	ABC
Q0140042WWR00	14	20	25	60	42	2	1	✓	0,17	ABC
Q0145044WWR00	14,5	20	25	64	44	2	1	✓	0,17	ABC
Q0150045WWR00	15	20	25	64	45	2	1	✓	0,17	ABC
Q0155047WXR00	15,5	25	32	68	47	2	1	✓	0,29	DEF
Q0160048WXR00	16	25	32	68	48	2	1	✓	0,30	DEF
Q0165050WXR00	16,5	25	32	71	50	2	1	✓	0,30	DEF
Q0170051WXR00	17	25	32	71	51	2	1	✓	0,30	DEF
Q0175051WXR00	17,5	25	32	75	53	2	1	✓	0,31	DEF
Q0180054WXR00	18	25	32	75	54	2	1	✓	0,32	DEF
Q0185055WXR00	18,5	25	32	78	55	2	1	✓	0,32	DEF
Q0190057WXR00	19	25	32	78	57	2	1	✓	0,32	DEF
Q0195057WXR00	19,5	25	32	83	59	2	1	✓	0,33	DEF
Q0200060WXR00	20	25	32	83	60	2	1	✓	0,34	DEF
Q0205061WXR00	20,5	25	32	86	61	2	1	✓	0,35	DEF
Q0210063WXR00	21	25	32	86	63	2	1	✓	0,36	DEF
Q0215064WXR00	21,5	25	32	89	64	2	1	✓	0,37	DEF
Q0220066WXR01	22	25	32	89	66	2	1	✓	0,37	GHI
Q0225067WXR00	22,5	25	45	94	67	2	1	✓	0,42	GHI
Q0230069WXR00	23	25	45	94	69	2	1	✓	0,45	GHI
Q0235070WXR00	23,5	25	45	98	70	2	1	✓	0,47	GHI
Q0240072WXR00	24	25	45	98	72	2	1	✓	0,48	GHI
Q0245074WXR00	24,5	25	45	102	74	2	1	✓	0,49	GHI
Q0250075WXR00	25	25	45	102	75	2	1	✓	0,50	GHI
Q0255077WXR00	25,5	25	45	105	78	2	1	✓	0,51	GHI
Q0260078WXR00	26	25	45	105	78	2	1	✓	0,52	GHI
Q0265079WXR00	26,5	25	45	108	79	2	1	✓	0,52	GHI
Q0270081WXR00	27	25	45	108	81	2	1	✓	0,53	GHI
Q0275083WXR00	27,5	25	45	112	84	2	1	✓	0,54	GHI



Designation Réf. de l'article	fz(min/max)	Design Execution	Grade Nuance	IN10K	IN2005	IN2010	IN2530			
SCLT050204N-PH	0,05/0,12	positive geometry R0,4 / Géométrie positive R0,4								
SHGT050204-HP	0,05/0,12	non-ferrous geometry, polished R0,4 / Géo. pour mat. non fer., polie R0,4	●							
SCLT050204N	0,05/0,12	cast iron geometry R0,4 / Géométrie fonte R 0,4				●				
SHLT060204N-PH	0,06/0,20	positive geometry R0,4 / Géométrie positive R0,4								
SHGT060204-HP	0,08/0,15	non-ferrous geometry, polished R0,4 / Géo. pour mat. non fer., polie R0,4	●							
SHLT060204N	0,08/0,25	cast iron geometry R0,4 / Géométrie fonte R 0,4				●				
SPLT07T308N-PH	0,06/0,20	positive geometry R0,8 / Géométrie positive R0,8								
SDGT07T308-HP	0,08/0,15	non-ferrous geometry, polished R0,8 / Géo. pour mat. non fer., polie R0,8	●							
SPLT07T308N	0,10/0,25	cast iron geometry R0,8 / Géométrie fonte R 0,8				●				

● = P ● = M ● = K ● = N ● = S ○ = H

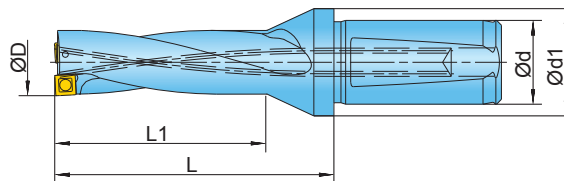




SPARE PARTS ACCESSOIRES	
①	②
Diameter Range / Diamètres	
12,5 - 15	SM20-043-00 (0,7Nm) DS-TP06S (TX-Plus)
15,5 - 21,5	SM22-052-00 (0,8Nm) DS-T07S
22 - 27,5	SM25-064-00 (1,1Nm) DS-T08S

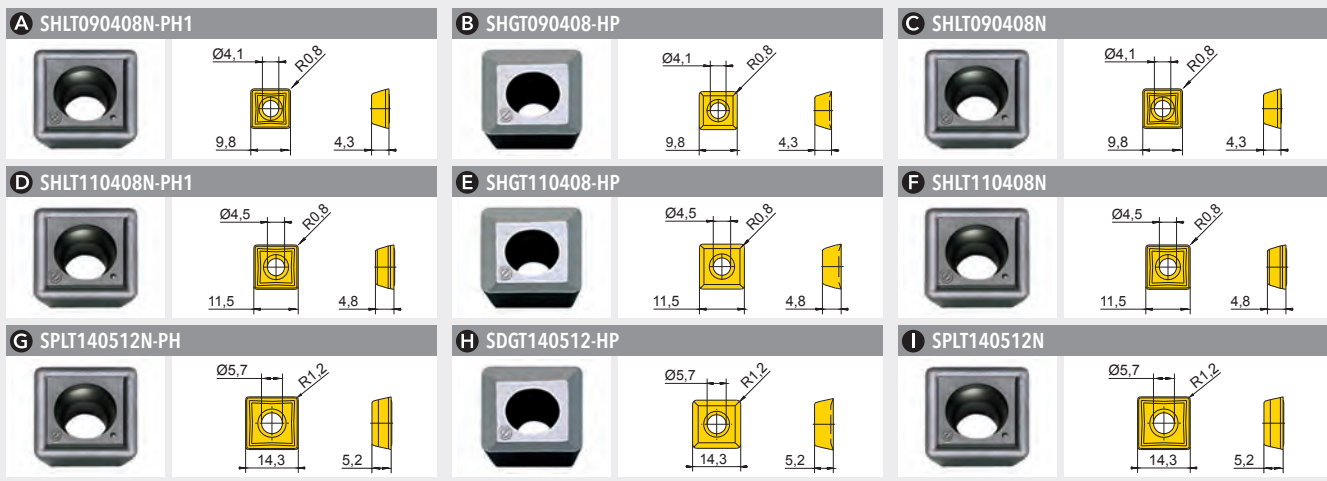
① = Insert screw / Vis de serrage plaquette ② = Screw driver / Tournevis

QUADODRILL⁺™ INDEXABLE DRILL 3D Ø28-Ø50,5
 FORET À PLAQUETTES 3D Ø28-Ø50,5

ADAPTION ACC. TO DIN 1835 E
 ATTACHEMENT COMPATIBLE DIN 1835 E

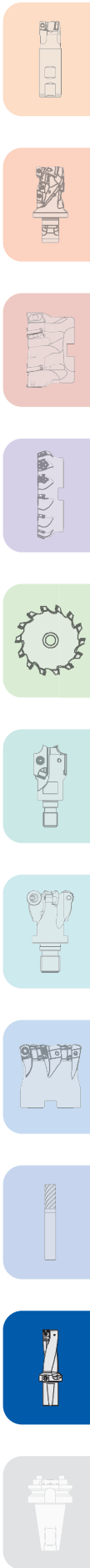


Designation Réf. de l'article	D	d	d1	L	L1	Z	Zeff		 kg	Related Insert Plaquette préconisée
Q0280084WXR00	28	25	45	112	84	2	1	✓	0,56	ABC
Q0285085WYR01	28,5	32	45	115	85	2	1	✓	0,72	ABC
Q0290087WYR01	29	32	45	115	87	2	1	✓	0,75	ABC
Q0295088WYR00	29,5	32	55	121	88	2	1	✓	0,84	ABC
Q0300090WYR00	30	32	55	121	90	2	1	✓	0,87	ABC
Q0310093WYR00	31	32	55	125	93	2	1	✓	0,90	ABC
Q0320096WYR00	32	32	55	128	96	2	1	✓	0,93	ABC
Q0330099WYR00	33	32	55	132	99	2	1	✓	0,97	ABC
Q0340102WYR00	34	32	55	135	102	2	1	✓	1,01	DEF
Q0345104WYR00	34,5	32	55	139	104	2	1	✓	1,04	DEF
Q0350105WYR00	35	32	55	139	105	2	1	✓	1,05	DEF
Q0360108WYR00	36	32	55	143	108	2	1	✓	1,10	DEF
Q0370111WYR00	37	32	55	147	111	2	1	✓	1,11	DEF
Q0375113WYR00	37,5	32	55	151	113	2	1	✓	1,14	DEF
Q0380114WYR00	38	32	55	151	114	2	1	✓	1,17	DEF
Q0390117WYR00	39	32	55	154	117	2	1	✓	1,23	DEF
Q0400120WYR00	40	32	60	158	120	2	1	✓	1,31	DEF
Q0405122WYR00	40,5	32	60	162	122	2	1	✓	1,39	DEF
Q0410123WZR00	41	40	60	162	123	2	1	✓	1,48	DEF
Q0420126WZR01	42	40	60	165	126	2	1	✓	1,62	GHI
Q0430129WZR01	43	40	60	169	129	2	1	✓	1,78	GHI
Q0440132WZR00	44	40	60	172	132	2	1	✓	1,83	GHI
Q0450135WZR00	45	40	60	177	135	2	1	✓	1,92	GHI
Q0460138WZR00	46	40	60	181	138	2	1	✓	1,99	GHI
Q0465140WZR00	46,5	40	60	184	140	2	1	✓	1,96	GHI
Q0470141WZR00	47	40	60	184	141	2	1	✓	2,05	GHI
Q0480144WZR00	48	40	60	188	144	2	1	✓	2,11	GHI
Q0490147WZR00	49	40	60	191	147	2	1	✓	2,16	GHI
Q0500150WZR00	50	40	60	195	150	2	1	✓	2,26	GHI
Q0505152WZR00	50,5	40	60	198	152	2	1	✓	2,31	GHI



Designation Réf. de l'article	fz(min/max)	Design Execution	Grade Nuance	IN10K	IN2005	IN2010	IN2530				
SHLT090408N-PH1	0,07/0,22	positive geometry R0,8 / Géométrie positive R0,8									
SHGT090408-HP	0,10/0,20	non-ferrous geometry, polished R0,8 / Géo. pour mat. non fer., polie R0,8	●								
SHLT090408N	0,12/0,25	cast iron geometry R0,8 / Géométrie fonte R0,8				●					
SHLT110408N-PH1	0,08/0,23	positive geometry R0,8 / Géométrie positive R0,8									
SHGT110408-HP	0,14/0,23	non-ferrous geometry, polished R0,8 / Géo. pour mat. non fer., polie R0,8	●								
SHLT110408N	0,16/0,28	cast iron geometry R0,8 / Géométrie fonte R0,8				●					
SPLT140512N-PH	0,06/0,26	positive geometry R1,2 / Géométrie positive R1,2									
SDGT140512-HP	0,15/0,26	non-ferrous geometry, polished R1,2 / Géo. pour mat. non fer., polie R1,2	●								
SPLT140512N	0,18/0,30	cast iron geometry R1,2 / Géométrie fonte R1,2				●					

● = P ● = M ● = K ● = N ● = S ○ = H

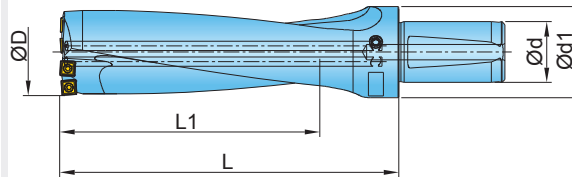




SPARE PARTS ACCESSOIRES	
①	②
Diameter Range / Diamètres	
28 - 33	SM35-088-60 (3,0Nm) DS-T10S
34 - 41	SM40-093-20 (4,5Nm) DS-T15S
42 - 50,5	SM50-122-50 (7,5Nm) DS-T20S

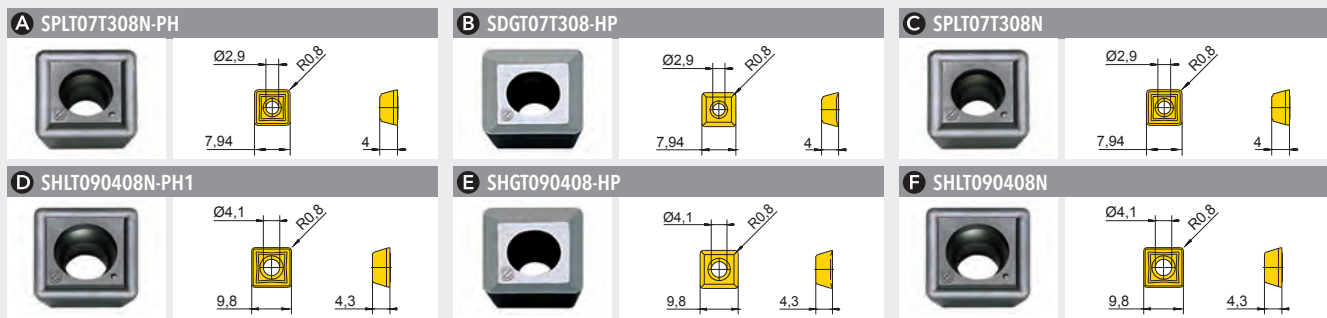
① = Insert screw / Vis de serrage plaquette ② = Screw driver / Tournevis

QUADODRILL⁺™ INDEXABLE DRILL 3D Ø51 - Ø60
 FORET À PLAQUETTES 3D Ø51 - Ø60

ADAPTION ACC. TO DIN 1835 E
 ATTACHEMENT COMPATIBLE DIN 1835 E

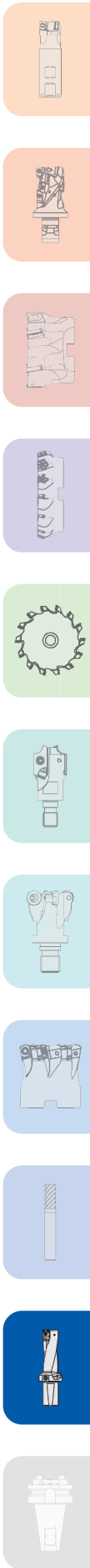


Designation Réf. de l'article	D	d	d1	L	L1	Z	Z _{eff}		 kg	Related Insert Plaquette préconisée
Q0510153WZR00	51	40	75	199	153	4	1	✓	2,25	ABC
Q0520156WZR00	52	40	75	203	156	4	1	✓	2,35	ABC
Q0530159WZR00	53	40	75	206	159	4	1	✓	2,45	ABC
Q0540162WZR00	54	40	75	208	162	4	1	✓	2,55	ABC
Q0550165WZR00	55	40	75	211	165	4	1	✓	2,65	ABC
Q0560168WZR00	56	40	75	215	168	4	1	✓	2,75	DEF
Q0570171WZR00	57	40	75	220	171	4	1	✓	2,85	DEF
Q0580174WZR00	58	40	75	224	174	4	1	✓	2,95	DEF
Q0590177WZR00	59	40	75	227	177	4	1	✓	3,07	DEF
Q0600180WZR00	60	40	75	231	180	4	1	✓	3,15	DEF



Designation Réf. de l'article	fz(min/max)	Design Execution	Grade Nuance	IN10K	IN2005	IN2010	IN2530				
SPLT07T308N-PH	0,06/0,20	positive geometry R0,8 / Géométrie positive R0,8									
SDGT07T308-HP	0,08/0,15	non-ferrous geometry, polished R0,8 / Géo. pour mat. non fer., polie R0,8									
SPLT07T308N	0,10/0,25	cast iron geometry R0,8 / Géométrie fonte R0,8									
SHLT090408N-PH1	0,07/0,22	positive geometry R0,8 / Géométrie positive R0,8									
SHGT090408-HP	0,10/0,20	non-ferrous geometry, polished R0,8 / Géo. pour mat. non fer., polie R0,8									
SHLT090408N	0,12/0,25	cast iron geometry R0,8 / Géométrie fonte R0,8									

● = P ● = M ● = K ● = N ● = S ○ = H



**SPARE PARTS
ACCESSOIRES**

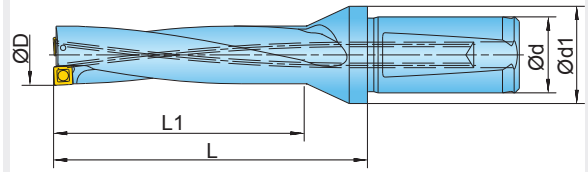



Diameter Range / Diamètres

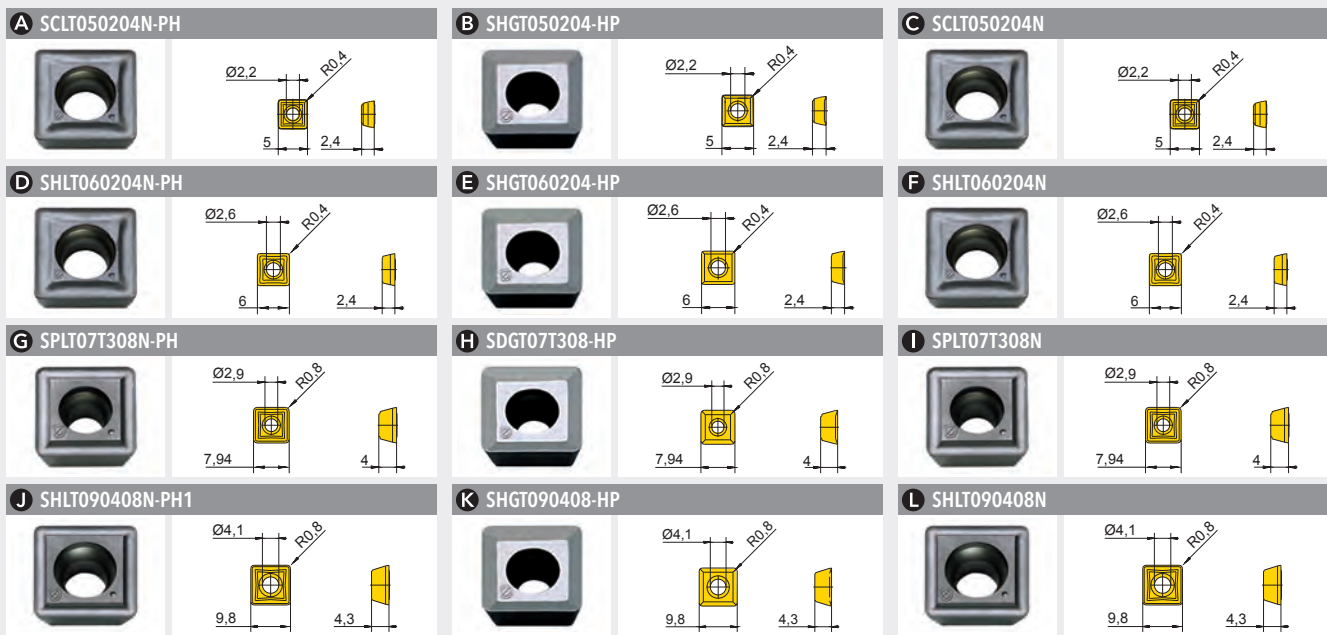
51 - 55	SM25-064-00 (1,1Nm) DS-T08S
56 - 60	SM35-088-60 (3,0Nm) DS-T10S

① = Insert screw / Vis de serrage plaquette ② = Screw driver / Tournevis

ADAPTION ACC. TO DIN 1835 E
 ATTACHEMENT COMPATIBLE DIN 1835 E



Designation Réf. de l'article	D	d	d1	L	L1	Z	Zeff		 kg	Related Insert Plaquette préconisée
Q0130052WWR00	13	20	25	70	52	2	1	✓	0,17	ABC
Q0140056WWR00	14	20	25	74	56	2	1	✓	0,18	ABC
Q0150060WWR00	15	20	25	79	60	2	1	✓	0,18	ABC
Q0160064WXR00	16	25	32	84	64	2	1	✓	0,28	DEF
Q0170068WXR00	17	25	32	88	68	2	1	✓	0,32	DEF
Q0180072WXR00	18	25	32	93	72	2	1	✓	0,34	DEF
Q0190076WXR00	19	25	32	97	76	2	1	✓	0,35	DEF
Q0200080WXR00	20	25	32	103	80	2	1	✓	0,37	DEF
Q0210084WXR00	21	25	32	107	84	2	1	✓	0,39	DEF
Q0220088WXR01	22	25	32	111	88	2	1	✓	0,40	GHI
Q0230092WXR00	23	25	45	117	92	2	1	✓	0,48	GHI
Q0240096WXR00	24	25	45	122	96	2	1	✓	0,52	GHI
Q0250100WXR00	25	25	45	127	100	2	1	✓	0,54	GHI
Q0260104WXR00	26	25	45	131	104	2	1	✓	0,57	GHI
Q0270108WXR00	27	25	45	135	108	2	1	✓	0,59	GHI
Q0280112WXR00	28	25	45	140	112	2	1	✓	0,62	JKL
Q0290116WYR01	29	32	45	144	116	2	1	✓	0,80	JKL



Designation Réf. de l'article	fz(min/max)	Design Execution	Grade Nuance	IN10K	IN2005	IN2010	IN2530				
SCLT050204N-PH	0,05/0,12	positive geometry R0,4 / Géométrie positive R0,4									
SHGT050204-HP	0,05/0,12	non-ferrous geometry, polished R0,4 / Géo. pour mat. non fer., polie R0,4	●								
SCLT050204N	0,05/0,12	cast iron geometry R0,4 / Géométrie fonte R 0,4				●					
SHLT060204N-PH	0,06/0,20	positive geometry R0,4 / Géométrie positive R0,4									
SHGT060204-HP	0,08/0,15	non-ferrous geometry, polished R0,4 / Géo. pour mat. non fer., polie R0,4	●								
SHLT060204N	0,08/0,25	cast iron geometry R0,4 / Géométrie fonte R 0,4				●					
SPLT07T308N-PH	0,06/0,20	positive geometry R0,8 / Géométrie positive R0,8									
SDGT07T308-HP	0,08/0,15	non-ferrous geometry, polished R0,8 / Géo. pour mat. non fer., polie R0,8	●								
SPLT07T308N	0,10/0,25	cast iron geometry R0,8 / Géométrie fonte R 0,8				●					
SHLT090408N-PH1	0,07/0,22	positive geometry R0,8 / Géométrie positive R0,8									
SHGT090408-HP	0,10/0,20	non-ferrous geometry, polished R0,8 / Géo. pour mat. non fer., polie R0,8	●								
SHLT090408N	0,12/0,25	cast iron geometry R0,8 / Géométrie fonte R 0,8				●					

● = P ● = M ● = K ● = N ● = S ○ = H



SPARE PARTS
ACCESSOIRES



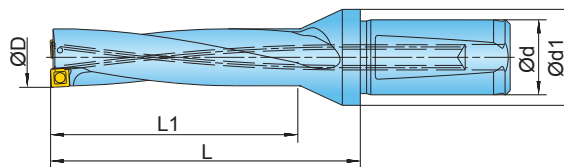
Diameter Range / Diamètres

13 - 15	SM20-043-00 (0,7Nm)	DS-TP06S (TX-Plus)
16 - 21	SM22-052-00 (0,8Nm)	DS-T07S
22 - 27	SM25-064-00 (1,1Nm)	DS-T08S
28 - 29	SM35-088-60 (3,0Nm)	DS-T10S

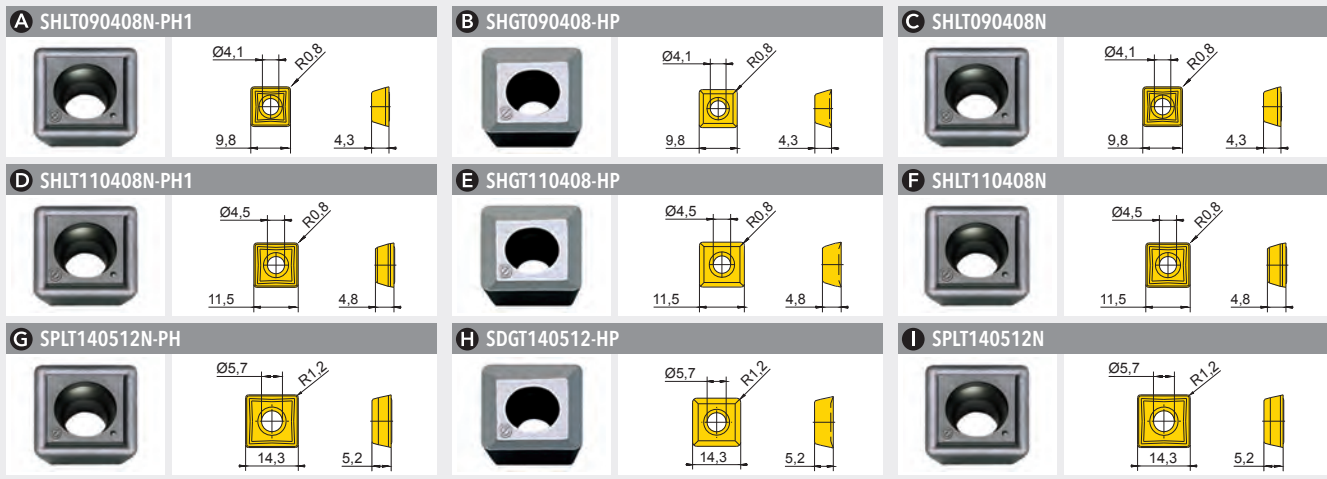
① = Insert screw / Vis de serrage plaquette ② = Screw driver / Tournevis

QUADODRILL⁺™ INDEXABLE 4D Ø30-Ø50
FORET À PLAQUETTES 4D Ø30-Ø50

ADAPTION ACC. TO DIN 1835 E
 ATTACHEMENT COMPATIBLE DIN 1835 E

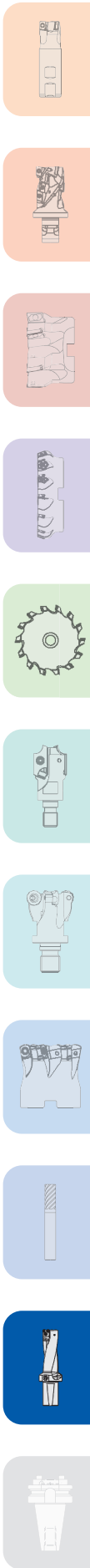


Designation Réf. de l'article	D	d	d1	L	L1	Z	Zeff		 kg	Related Insert Plaquette préconisée
Q0300120WYR00	30	32	55	151	120	2	1	✓	0,94	ABC
Q0310124WYR00	31	32	55	156	124	2	1	✓	0,97	ABC
Q0320128WYR00	32	32	55	160	128	2	1	✓	1,04	ABC
Q0330132WYR00	33	32	55	165	132	2	1	✓	1,09	ABC
Q0340136WYR00	34	32	55	169	136	2	1	✓	1,13	DEF
Q0350140WYR00	35	32	55	174	140	2	1	✓	1,17	DEF
Q0360144WYR00	36	32	55	179	144	2	1	✓	1,23	DEF
Q0370148WYR00	37	32	55	184	148	2	1	✓	1,29	DEF
Q0380152WYR00	38	32	55	189	152	2	1	✓	1,34	DEF
Q0390156WYR00	39	32	55	193	156	2	1	✓	1,41	DEF
Q0400160WYR00	40	32	60	198	160	2	1	✓	1,50	DEF
Q0410164WZR00	41	40	60	203	164	2	1	✓	1,86	DEF
Q0420168WZR01	42	40	60	207	168	2	1	✓	1,94	GHI
Q0430172WZR01	43	40	60	212	172	2	1	✓	2,02	GHI
Q0440176WZR00	44	40	60	216	176	2	1	✓	2,10	GHI
Q0450180WZR00	45	40	60	222	180	2	1	✓	2,19	GHI
Q0460184WZR00	46	40	60	227	184	2	1	✓	2,30	GHI
Q0470188WZR00	47	40	60	231	188	2	1	✓	2,37	GHI
Q0480192WZR00	48	40	60	236	192	2	1	✓	2,47	GHI
Q0490196WZR00	49	40	60	240	196	2	1	✓	2,59	GHI
Q0500200WZR00	50	40	60	245	200	2	1	✓	2,64	GHI



Designation Réf. de l'article	fz(min/max)	Design Execution	Grade Nuance	IN10K	IN2005	IN2010	IN2530				
SHLT090408N-PH1	0,07/0,22	positive geometry R0,8 / Géométrie positive R0,8									
SHGT090408-HP	0,10/0,20	non-ferrous geometry, polished R0,8 / Géo. pour mat. non fer., polie R0,8	●								
SHLT090408N	0,12/0,25	cast iron geometry R0,8 / Géométrie fonte R0,8				●					
SHLT110408N-PH1	0,08/0,23	positive geometry R0,8 / Géométrie positive R0,8									
SHGT110408-HP	0,14/0,23	non-ferrous geometry, polished R0,8 / Géo. pour mat. non fer., polie R0,8	●								
SHLT110408N	0,16/0,28	cast iron geometry R0,8 / Géométrie fonte R0,8				●					
SPLT140512N-PH	0,06/0,26	positive geometry R1,2 / Géométrie positive R1,2									
SDGT140512-HP	0,15/0,26	non-ferrous geometry, polished R1,2 / Géo. pour mat. non fer., polie R1,2	●								
SPLT140512N	0,18/0,30	cast iron geometry R1,2 / Géométrie fonte R1,2				●					

● = P ● = M ● = K ● = N ● = S ○ = H

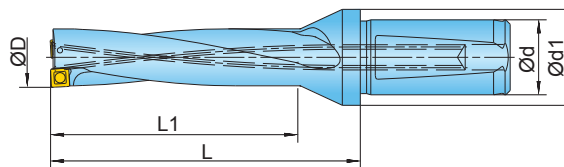


SPARE PARTS ACCESSOIRES	
①	②
Diameter Range / Diamètres	
30 - 33	SM35-088-60 (3,0Nm) DS-T10S
34 - 41	SM40-093-20 (4,5Nm) DS-T15S
42 - 50	SM50-122-50 (7,5Nm) DS-T20S

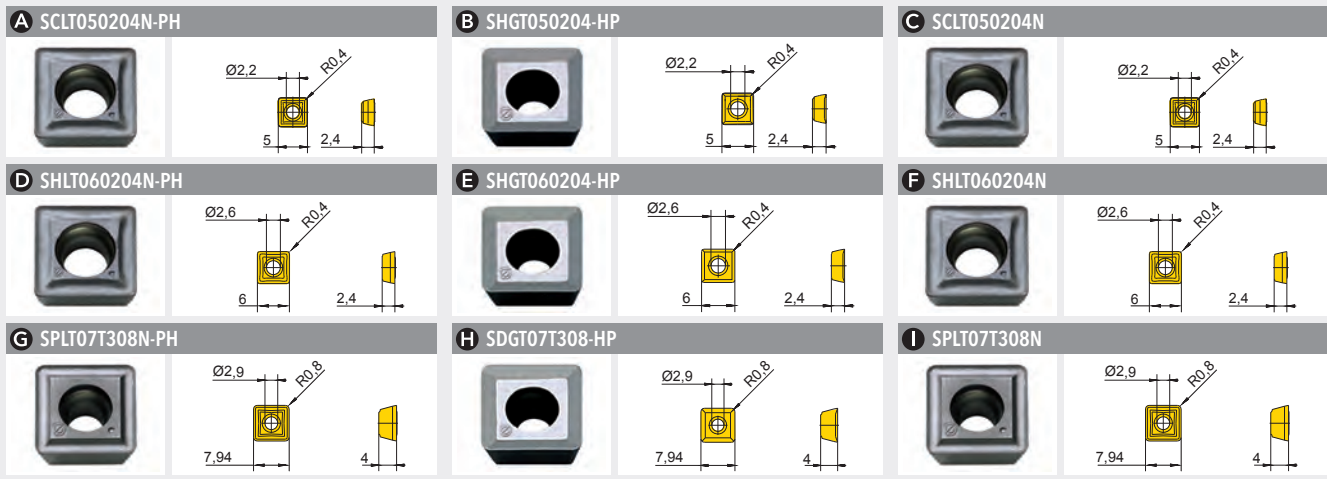
① = Insert screw / Vis de serrage plaquette ② = Screw driver / Tournevis

QUADODRILL⁺™ INDEXABLE DRILL 5D Ø13 - Ø27
 FORÊT À PLAQUETTES 5D Ø13 - Ø27

ADAPTION ACC. TO DIN 1835 E
 ATTACHEMENT COMPATIBLE DIN 1835 E

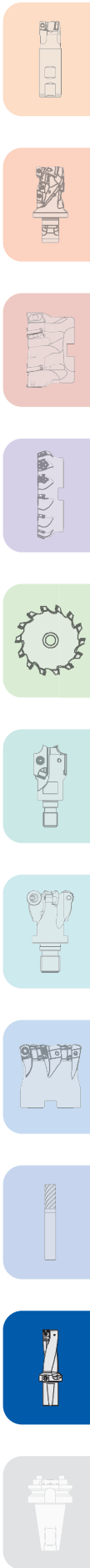


Designation Réf. de l'article	D	d	d1	L	L1	Z	Zeff		 kg	Related Insert Plaquette préconisée
Q0130065WWR00	13	20	25	83	65	2	1	✓	0,26	ABC
Q0140070WWR00	14	20	25	88	70	2	1	✓	0,28	ABC
Q0150075WWR00	15	20	25	94	75	2	1	✓	0,30	ABC
Q0160080WXR00	16	25	32	100	80	2	1	✓	0,32	DEF
Q0170085WXR00	17	25	32	105	85	2	1	✓	0,34	DEF
Q0180090WXR00	18	25	32	111	90	2	1	✓	0,36	DEF
Q0190095WXR00	19	25	32	116	95	2	1	✓	0,38	DEF
Q0200100WXR00	20	25	32	123	100	2	1	✓	0,40	DEF
Q0210105WXR00	21	25	32	128	105	2	1	✓	0,42	DEF
Q0220110WXR00	22	25	32	133	110	2	1	✓	0,44	GHI
Q0230115WXR00	23	25	45	140	115	2	1	✓	0,51	GHI
Q0240120WXR00	24	25	45	146	120	2	1	✓	0,56	GHI
Q0250125WXR00	25	25	45	152	125	2	1	✓	0,59	GHI
Q0260130WXR00	26	25	45	157	130	2	1	✓	0,62	GHI
Q0270135WXR00	27	25	45	162	135	2	1	✓	0,65	GHI



Designation Réf. de l'article	fz(min/max)	Design Execution	Grade Nuance	IN10K	IN2005	IN2010	IN2530			
SCLT050204N-PH	0,05/0,12	positive geometry R0,4 / Géométrie positive R0,4								
SHGT050204-HP	0,05/0,12	non-ferrous geometry, polished R0,4 / Géo. pour mat. non fer., polie R0,4	●							
SCLT050204N	0,05/0,12	cast iron geometry R0,4 / Géométrie fonte R0,4				●				
SHLT060204N-PH	0,06/0,20	positive geometry R0,4 / Géométrie positive R0,4			●		●			
SHGT060204-HP	0,08/0,15	non-ferrous geometry, polished R0,4 / Géo. pour mat. non fer., polie R0,4	●							
SHLT060204N	0,08/0,25	cast iron geometry R0,4 / Géométrie fonte R0,4				●				
SPLT07T308N-PH	0,06/0,20	positive geometry R0,8 / Géométrie positive R0,8			●		●			
SDGT07T308-HP	0,08/0,15	non-ferrous geometry, polished R0,8 / Géo. pour mat. non fer., polie R0,8	●							
SPLT07T308N	0,10/0,25	cast iron geometry R0,8 / Géométrie fonte R0,8				●				

● = P ● = M ● = K ● = N ● = S ○ = H

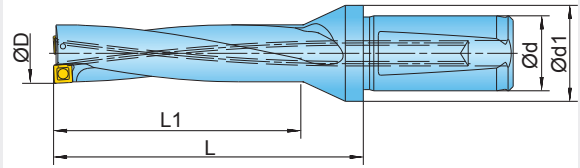


SPARE PARTS ACCESSOIRES	①	②
Diameter Range / Diamètres		
13 - 15	SM20-043-00 (0,7Nm) DS-TP06S (TX-Plus)	
16 - 21	SM22-052-00 (0,8Nm) DS-T07S	
22 - 27	SM25-064-00 (1,1Nm) DS-T08S	

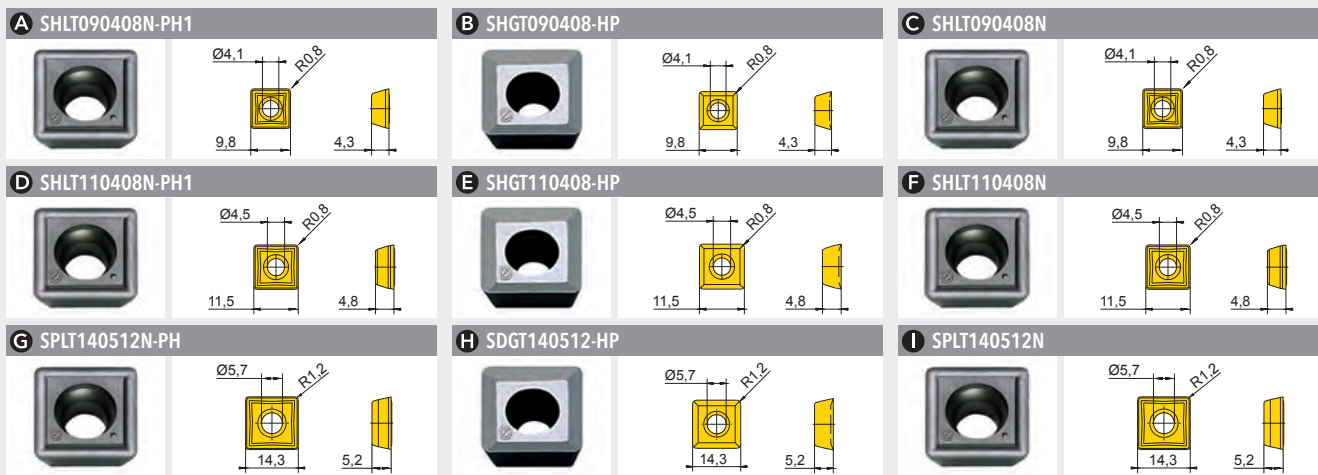
① = Insert screw / Vis de serrage plaquette ② = Screw driver / Tournevis

QUADODRILL⁺™ INDEXABLE DRILL 5D Ø28 - Ø50
FORET À PLAQUETTES 5D Ø28 - Ø50

ADAPTION ACC. TO DIN 1835 E
 ATTACHEMENT COMPATIBLE DIN 1835 E

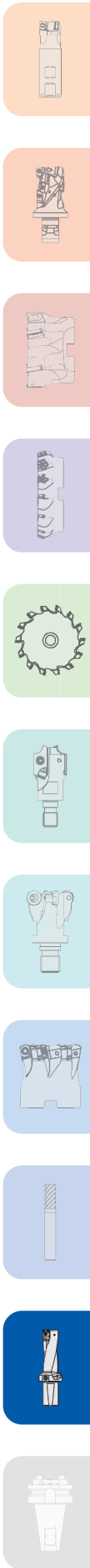


Designation Réf. de l'article	D	d	d1	L	L1	Z	Zeff		 kg	Related Insert Plaquette préconisée
Q0280140WXR00	28	25	45	168	140	2	1	✓	0,68	ABC
Q0290145WYR00	29	32	45	173	145	2	1	✓	0,86	ABC
Q0300150WYR00	30	32	55	181	150	2	1	✓	1,04	ABC
Q0310155WYR00	31	32	55	187	155	2	1	✓	1,08	ABC
Q0320160WYR00	32	32	55	192	160	2	1	✓	1,14	ABC
Q0330165WYR00	33	32	55	198	165	2	1	✓	1,20	ABC
Q0340170WYR00	34	32	55	203	170	2	1	✓	1,26	DEF
Q0350175WYR00	35	32	55	209	175	2	1	✓	1,29	DEF
Q0360180WYR00	36	32	55	215	180	2	1	✓	1,39	DEF
Q0370185WYR00	37	32	55	221	185	2	1	✓	1,40	DEF
Q0380190WYR00	38	32	55	227	190	2	1	✓	1,50	DEF
Q0390195WYR00	39	32	55	232	195	2	1	✓	1,56	DEF
Q0400200WYR00	40	32	60	238	200	2	1	✓	1,68	DEF
Q0410205WZR00	41	40	60	244	205	2	1	✓	2,08	DEF
Q0500250WQR00	50	50	75	297	250	2	1	✓	3,81	GHI



Designation Réf. de l'article	fz(min/max)	Design Execution	Grade Nuance	IN10K	IN2005	IN2010	IN2530				
SHLT090408N-PH1	0,07/0,22	positive geometry R0,8 / Géométrie positive R0,8									
SHGT090408-HP	0,10/0,20	non-ferrous geometry, polished R0,8 / Géo. pour mat. non fer., polie R0,8	●								
SHLT090408N	0,12/0,25	cast iron geometry R0,8 / Géométrie fonte R0,8				●					
SHLT110408N-PH1	0,08/0,23	positive geometry R0,8 / Géométrie positive R0,8									
SHGT110408-HP	0,14/0,23	non-ferrous geometry, polished R0,8 / Géo. pour mat. non fer., polie R0,8	●								
SHLT110408N	0,16/0,28	cast iron geometry R0,8 / Géométrie fonte R0,8				●					
SPLT140512N-PH	0,06/0,26	positive geometry R1,2 / Géométrie positive R1,2									
SDGT140512-HP	0,15/0,26	non-ferrous geometry, polished R1,2 / Géo. pour mat. non fer., polie R1,2	●								
SPLT140512N	0,18/0,30	cast iron geometry R1,2 / Géométrie fonte R1,2				●					

● = P ● = M ● = K ● = N ● = S ○ = H



SPARE PARTS
ACCESSOIRES



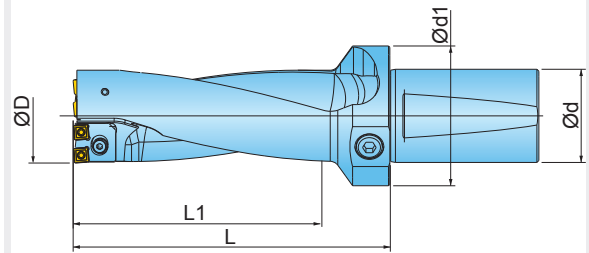
Diameter Range / Diamètres

28 - 33	SM35-088-60 (3,0Nm) DS-T10S
34 - 41	SM40-093-20 (4,5Nm) DS-T15S
50	SM50-122-50 (7,5Nm) DS-T20S

① = Insert screw / Vis de serrage plaquette ② = Screw driver / Tournevis

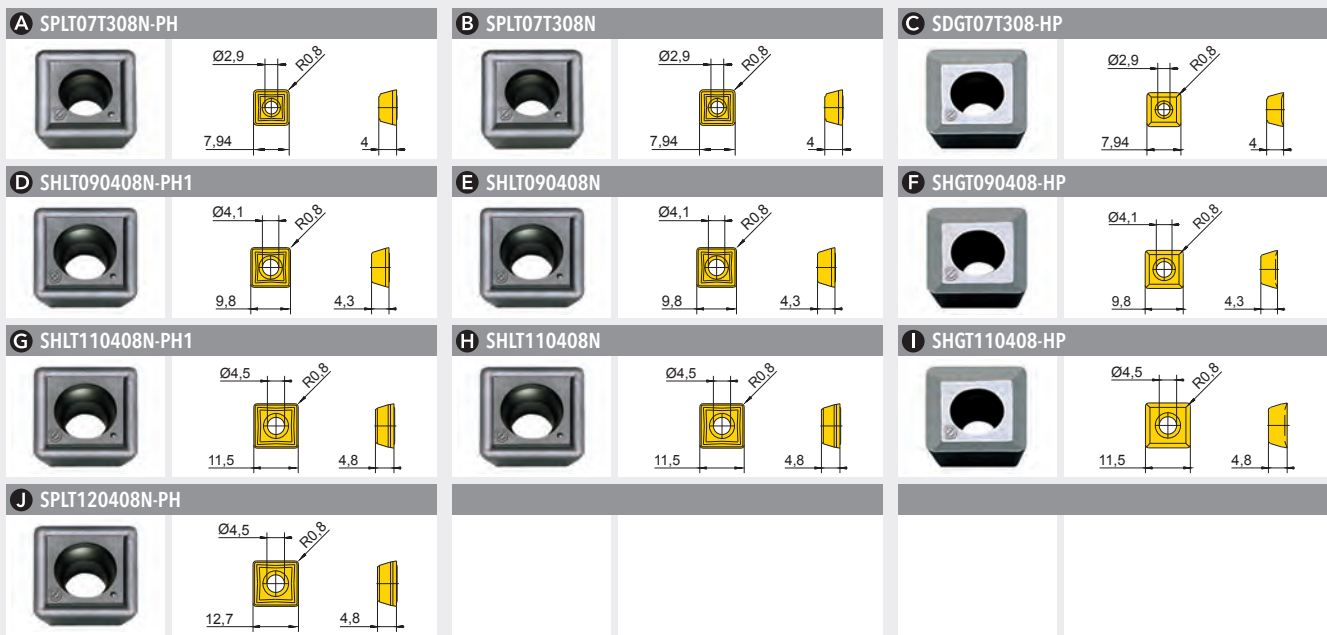
QUADODRILL⁺ CARTRIDGE INDEXABLE DRILL 2,5XD Ø51 - Ø80
 FORET À CARTOUCHES 2,5XD Ø51 - Ø80

ADAPTION ACC. TO DIN 1835 E
 ATTACHEMENT COMPATIBLE DIN 1835 E



Designation Réf. de l'article	D	D min.	D max.	d	d1	L	L1	Z	Zeff	Setting Plate	IK	kg	Related Insert Plaquette préconisée
Q0510133WQR01	51	51	53	50	75	170	133	4	1	-	✓	2,89	ABC
Q0510133WQR01	52	51	53	50	75	170	133	4	1	PA-5108	✓	2,89	ABC
Q0510133WQR01	53	51	53	50	75	170	133	4	1	PA-5109	✓	2,89	ABC
Q0540140WQR01	54	54	56	50	75	180	140	4	1	-	✓	3,20	ABC
Q0540140WQR01	55	54	56	50	75	180	140	4	1	PA-5108	✓	3,20	ABC
Q0540140WQR01	56	54	56	50	75	180	140	4	1	PA-5109	✓	3,20	ABC
Q0570155WQR01	57	57	62	50	75	201	155	4	1	-	✓	3,51	DEF
Q0570155WQR01	58	57	62	50	75	201	155	4	1	PA-5110	✓	3,51	DEF
Q0570155WQR01	59	57	62	50	75	201	155	4	1	PA-5111	✓	3,51	DEF
Q0570155WQR01	60	57	62	50	75	201	155	4	1	PA-5112	✓	3,51	DEF
Q0570155WQR01	61	57	62	50	75	201	155	4	1	PA-5113	✓	3,51	DEF
Q0570155WQR01	62	57	62	50	75	201	155	4	1	PA-5114	✓	3,51	DEF
Q0630165WQR01	63	63	66	50	75	215	165	4	1	-	✓	4,17	DEF
Q0630165WQR01	64	63	66	50	75	215	165	4	1	PA-5110	✓	4,17	DEF
Q0630165WQR01	65	63	66	50	75	215	165	4	1	PA-5111	✓	4,17	DEF
Q0630165WQR01	66	63	66	50	75	215	165	4	1	PA-5112	✓	4,17	DEF
Q0670183WQR01	67	67	73	50	75	240	183	4	1	-	✓	4,90	GHI
Q0670183WQR01	68	67	73	50	75	240	183	4	1	PA-5115	✓	4,90	GHI
Q0670183WQR01	69	67	73	50	75	240	183	4	1	PA-5116	✓	4,90	GHI
Q0670183WQR01	70	67	73	50	75	240	183	4	1	PA-5117	✓	4,90	GHI
Q0670183WQR01	71	67	73	50	75	240	183	4	1	PA-5118	✓	4,90	GHI
Q0670183WQR01	72	67	73	50	75	240	183	4	1	PA-5119	✓	4,90	GHI
Q0670183WQR01	73	67	73	50	75	240	183	4	1	PA-5120	✓	4,90	GHI
Q0740200WQR00	74	74	80	50	75	250	200	4	1	-	✓	5,87	J
Q0740200WQR00	75	74	80	50	75	250	200	4	1	PA-5115	✓	5,87	J
Q0740200WQR00	76	74	80	50	75	250	200	4	1	PA-5116	✓	5,87	J
Q0740200WQR00	77	74	80	50	75	250	200	4	1	PA-5117	✓	5,87	J
Q0740200WQR00	78	74	80	50	75	250	200	4	1	PA-5118	✓	5,87	J
Q0740200WQR00	79	74	80	50	75	250	200	4	1	PA-5119	✓	5,87	J
Q0740200WQR00	80	74	80	50	75	250	200	4	1	PA-5120	✓	5,87	J

Included in delivery: body, cartridges and setting plates / La livraison inclue: corps, cartouches et cales d'ajustement



Designation Réf. de l'article	fz(min/max)	Design Execution	Grade Nuance	IN10K	IN2005	IN2010	IN2530				
SPLT07T308N-PH	0,06/0,20	positive geometry R0,8 / Géométrie positive R0,8									
SPLT07T308N	0,10/0,25	cast iron geometry R0,8 / Géométrie fonte R0,8									
SDGT07T308-HP	0,08/0,15	non-ferrous geometry, polished R0,8 / Géo. pour mat. non fer., polie R0,8									
SHLT090408N-PH1	0,07/0,22	positive geometry R0,8 / Géométrie positive R0,8									
SHLT090408N	0,12/0,25	cast iron geometry R0,8 / Géométrie fonte R0,8									
SHGT090408-HP	0,10/0,20	non-ferrous geometry, polished R0,8 / Géo. pour mat. non fer., polie R0,8									
SHLT110408N-PH1	0,08/0,23	positive geometry R0,8 / Géométrie positive R0,8									
SHLT110408N	0,16/0,28	cast iron geometry R0,8 / Géométrie fonte R0,8									
SHGT110408-HP	0,14/0,23	non-ferrous geometry, polished R0,8 / Géo. pour mat. non fer., polie R0,8									
SPLT120408N-PH	0,08/0,28	positive geometry R0,8 / Géométrie positive R0,8									

● = P ● = M ● = K ● = N ● = S ○ = H

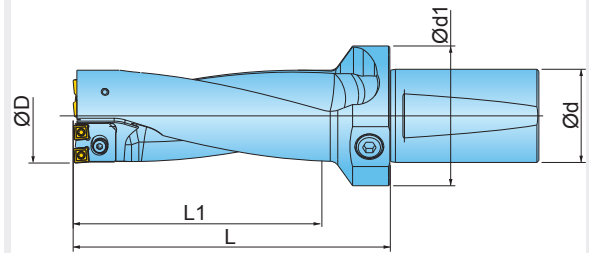




Diameter Range / Diamètres		①	②	③	④	⑤	⑥
51 - 53	55E212R01	55E192R01	SM25-064-00 (1,1Nm)	DS-T08S	SH M4x0.7x16	MW 4.3X8	
54 - 56	55E223R01	55E213R01	SM25-064-00 (1,1Nm)	DS-T08S	SH M4x0.7x16	MW 4.3X8	
57 - 62	55F243R02	55F233R01	SM35-088-60 (3,0Nm)	DS-T10S	SH M5X0.8X16 (6,5Nm)	MW 5.5X10	
63 - 66	55F263R01	55F243R03	SM35-088-60 (3,0Nm)	DS-T10S	SH M5X0.8X16 (6,5Nm)	MW 5.5X10	
67 - 73	55G294R01	55G264R01	SM40-093-20 (4,5Nm)	DS-T15S	SH M6x1.0x20	MW 6.4X12	
74 - 80	55H314R00	55H294R00	SM40-093-20 (4,5Nm)	DS-T15S	SH M6x1.0x20	MW 6.4X12	

① = Peripheral cartridge / Cartouche périphérique ② = Center cartridge / Cartouche central ③ = Insert screw / Vis de serrage plaquette ④ = Screw driver / Tournevis ⑤ = Clamp screw / Vis de serrage ⑥ = Shim / Assise de protection

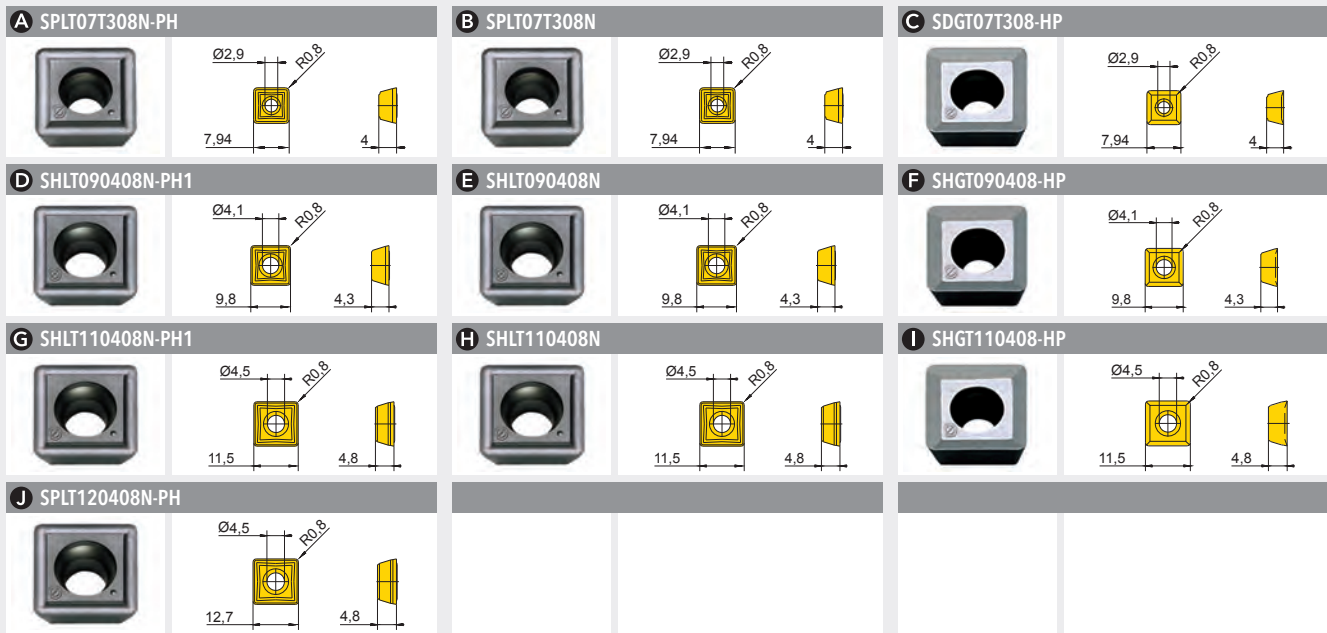
QUADODRILL⁺™ CARTRIDGE INDEXABLE DRILL 3,5XD Ø51 - Ø80
FORET À CARTOUCHES 3,5XD Ø51 - Ø80

ADAPTION ACC. TO DIN 1835 E
 ATTACHEMENT COMPATIBLE DIN 1835 E



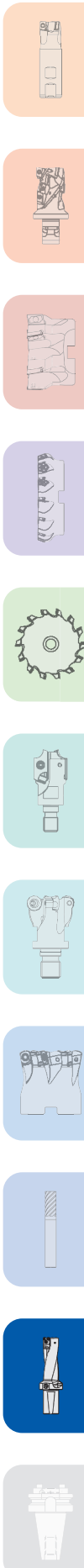
Designation Réf. de l'article	D	D min.	D max.	d	d1	L	L1	Z	Zeff	Setting Plate		 kg	Related Insert Plaquette préconisée
Q0510186WQR00	51	51	53	50	75	223	186	4	1	-	✓	3,66	ABC
Q0510186WQR00	52	51	53	50	75	223	186	4	1	PA-5108	✓	3,66	ABC
Q0510186WQR00	53	51	53	50	75	223	186	4	1	PA-5109	✓	3,66	ABC
Q0540196WQR00	54	54	56	50	75	236	196	4	1	-	✓	3,98	ABC
Q0540196WQR00	55	54	56	50	75	236	196	4	1	PA-5108	✓	3,98	ABC
Q0540196WQR00	56	54	56	50	75	236	196	4	1	PA-5109	✓	3,98	ABC
Q0570217WQR00	57	57	62	50	75	263	217	4	1	-	✓	4,28	DEF
Q0570217WQR00	58	57	62	50	75	263	217	4	1	PA-5110	✓	4,28	DEF
Q0570217WQR00	59	57	62	50	75	263	217	4	1	PA-5111	✓	4,28	DEF
Q0570217WQR00	60	57	62	50	75	263	217	4	1	PA-5112	✓	4,28	DEF
Q0570217WQR00	61	57	62	50	75	263	217	4	1	PA-5113	✓	4,28	DEF
Q0570217WQR00	62	57	62	50	75	263	217	4	1	PA-5114	✓	4,28	DEF
Q0630231WQR00	63	63	66	50	75	281	231	4	1	-	✓	5,60	DEF
Q0630231WQR00	64	63	66	50	75	281	231	4	1	PA-5110	✓	5,60	DEF
Q0630231WQR00	65	63	66	50	75	281	231	4	1	PA-5111	✓	5,60	DEF
Q0630231WQR00	66	63	66	50	75	281	231	4	1	PA-5112	✓	5,60	DEF
Q0670256WQR00	67	67	73	50	75	313	256	4	1	-	✓	6,40	GHI
Q0670256WQR00	68	67	73	50	75	313	256	4	1	PA-5115	✓	6,40	GHI
Q0670256WQR00	69	67	73	50	75	313	256	4	1	PA-5116	✓	6,40	GHI
Q0670256WQR00	70	67	73	50	75	313	256	4	1	PA-5117	✓	6,40	GHI
Q0670256WQR00	71	67	73	50	75	313	256	4	1	PA-5118	✓	6,40	GHI
Q0670256WQR00	72	67	73	50	75	313	256	4	1	PA-5119	✓	6,40	GHI
Q0670256WQR00	73	67	73	50	75	313	256	4	1	PA-5120	✓	6,40	GHI
Q0740280WQR00	74	74	80	50	75	330	280	4	1	-	✓	7,66	J
Q0740280WQR00	75	74	80	50	75	330	280	4	1	PA-5115	✓	7,66	J
Q0740280WQR00	76	74	80	50	75	330	280	4	1	PA-5116	✓	7,66	J
Q0740280WQR00	77	74	80	50	75	330	280	4	1	PA-5117	✓	7,66	J
Q0740280WQR00	78	74	80	50	75	330	280	4	1	PA-5118	✓	7,66	J
Q0740280WQR00	79	74	80	50	75	330	280	4	1	PA-5119	✓	7,66	J
Q0740280WQR00	80	74	80	50	75	330	280	4	1	PA-5120	✓	7,66	J

Included in delivery: body, cartridges and setting plates / La livraison inclue: corps, cartouches et cales d'ajustement



Designation Réf. de l'article	fz(min/max)	Design Execution	Grade Nuance	IN10K	IN2005	IN2010	IN2530				
SPLT07T308N-PH	0,06/0,20	positive geometry R0,8 / Géométrie positive R0,8									
SPLT07T308N	0,10/0,25	cast iron geometry R0,8 / Géométrie fonte R0,8									
SDGT07T308-HP	0,08/0,15	non-ferrous geometry, polished R0,8 / Géo. pour mat. non fer., polie R0,8									
SHLT090408N-PH1	0,07/0,22	positive geometry R0,8 / Géométrie positive R0,8									
SHLT090408N	0,12/0,25	cast iron geometry R0,8 / Géométrie fonte R0,8									
SHGT090408-HP	0,10/0,20	non-ferrous geometry, polished R0,8 / Géo. pour mat. non fer., polie R0,8									
SHLT110408N-PH1	0,08/0,23	positive geometry R0,8 / Géométrie positive R0,8									
SHLT110408N	0,16/0,28	cast iron geometry R0,8 / Géométrie fonte R0,8									
SHGT110408-HP	0,14/0,23	non-ferrous geometry, polished R0,8 / Géo. pour mat. non fer., polie R0,8									
SPLT120408N-PH	0,08/0,28	positive geometry R0,8 / Géométrie positive R0,8									

● = P ● = M ● = K ● = N ● = S ○ = H

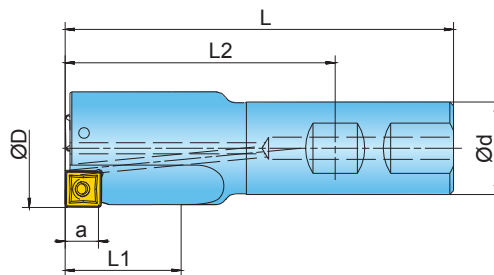




SPARE PARTS ACCESSOIRES		①	②	③	④	⑤	⑥
Diameter Range / Diamètres							
51 - 53	55E212R01	55E192R01	SM25-064-00 (1,1Nm)	DS-T08S	SH M4x0.7x16	MW 4.3X8	
54 - 56	55E223R01	55E213R01	SM25-064-00 (1,1Nm)	DS-T08S	SH M4x0.7x16	MW 4.3X8	
57 - 62	55F243R02	55F233R01	SM35-088-60 (3,0Nm)	DS-T10S	SH M5X0.8X16 (6,5Nm)	MW 5.5X10	
63 - 66	55F263R01	55F243R03	SM35-088-60 (3,0Nm)	DS-T10S	SH M5X0.8X16 (6,5Nm)	MW 5.5X10	
67 - 73	55G294R01	55G264R01	SM40-093-20 (4,5Nm)	DS-T15S	SH M6x1.0x20	MW 6.4X12	
74 - 80	55H314R00	55H294R00	SM40-093-20 (4,5Nm)	DS-T15S	SH M6x1.0x20	MW 6.4X12	

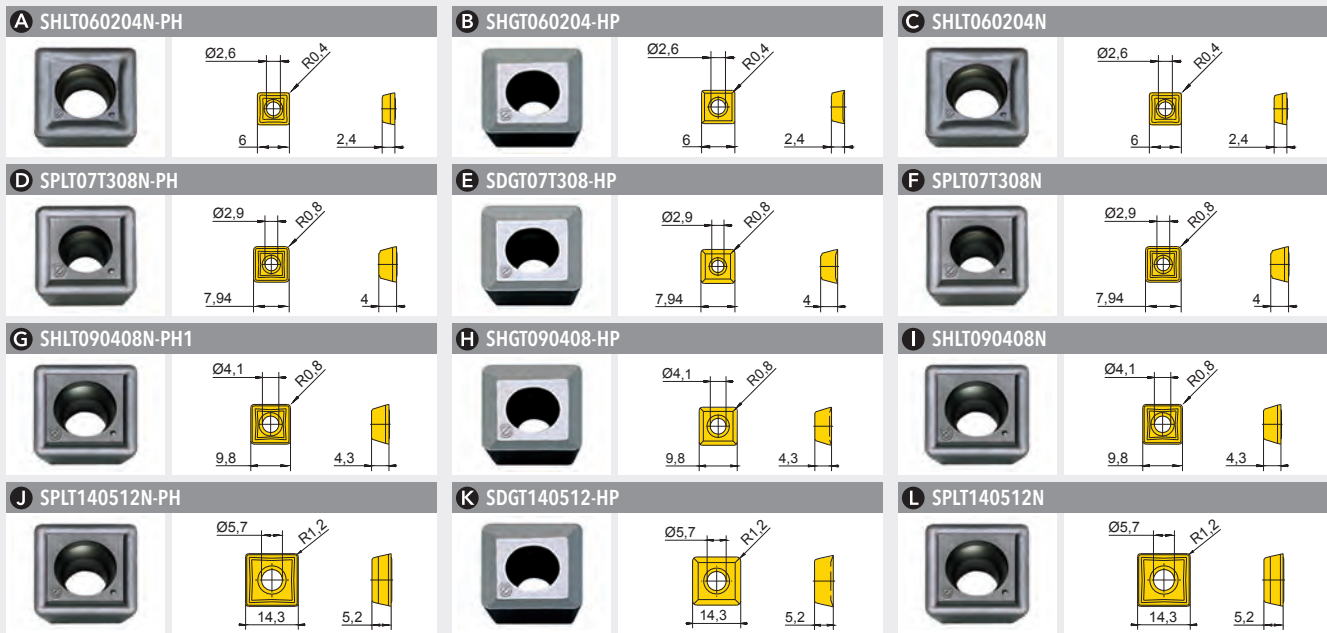
① = Peripheral cartridge / Cartouche périphérique ② = Center cartridge / Cartouche central ③ = Insert screw / Vis de serrage plaquette ④ = Screw driver / Tournevis ⑤ = Clamp screw / Vis de serrage ⑥ = Shim / Assise de protection

QUADODRILL⁺™ COUNTERBORING MILL 15S1...W
 FRAISE A PERCER - RAINURER 15S1...W

ADAPTION ACC. TO DIN 1835 B (WELDON)
 ATTACHEMENT DIN 1835 B (WELDON)

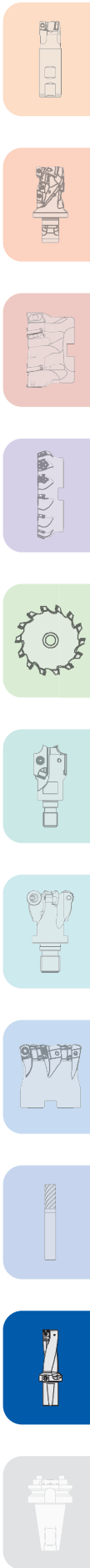


Designation Réf. de l'article	D	d	L	L1	L2	a	Z	Zeff		 kg	Related Insert Plaquette préconisée
15S1D016025W4R01	16	20	75	16	50	5,4	2	1	✓	0,14	ABC
15S1D020034W4R01	20	20	85	20	60	5,4	2	1	✓	0,16	ABC
15S1E025039W5R01	25	25	95	25	63	7,0	2	1	✓	0,28	DEF
15S1F030049W5R01	30	25	105	30	73	8,9	2	1	✓	0,35	GHI
15S1F032049W5R01	32	25	105	32	73	8,9	2	1	✓	0,37	GHI
15S1J040060W6R01	40	32	120	40	84	13,0	2	1	✓	0,68	JKL



Designation Réf. de l'article	fz(min/max)	Design Execution	Grade Nuance	IN10K	IN2005	IN2010	IN2530				
SHLT060204N-PH	0,06/0,20	positive geometry R0,4 / Géométrie positive R0,4									
SHGT060204-HP	0,08/0,15	non-ferrous geometry, polished R0,4 / Géo. pour mat. non fer., polie R0,4	●								
SHLT060204N	0,08/0,25	cast iron geometry R0,4 / Géométrie fonte R 0,4				●					
SPLT07T308N-PH	0,06/0,20	positive geometry R0,8 / Géométrie positive R0,8									
SDGT07T308-HP	0,08/0,15	non-ferrous geometry, polished R0,8 / Géo. pour mat. non fer., polie R0,8	●								
SPLT07T308N	0,10/0,25	cast iron geometry R0,8 / Géométrie fonte R 0,8				●					
SHLT090408N-PH1	0,07/0,22	positive geometry R0,8 / Géométrie positive R0,8									
SHGT090408-HP	0,10/0,20	non-ferrous geometry, polished R0,8 / Géo. pour mat. non fer., polie R0,8	●								
SHLT090408N	0,12/0,25	cast iron geometry R0,8 / Géométrie fonte R 0,8				●					
SPLT140512N-PH	0,06/0,26	positive geometry R1,2 / Géométrie positive R1,2									
SDGT140512-HP	0,15/0,26	non-ferrous geometry, polished R1,2 / Géo. pour mat. non fer., polie R1,2	●								
SPLT140512N	0,18/0,30	cast iron geometry R1,2 / Géométrie fonte R 1,2				●					

● = P ● = M ● = K ● = N ● = S ○ = H



**SPARE PARTS
ACCESSOIRES**



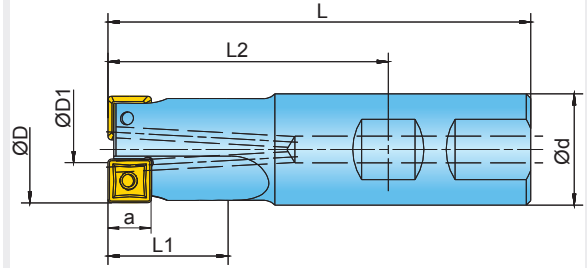
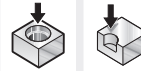
Diameter Range / Diamètres

16 - 20	SM22-052-00 (0,8Nm) DS-T07S
25	SM25-064-00 (1,1Nm) DS-T08S
30 - 32	SM35-088-60 (3,0Nm) DS-T10S
40	SM50-122-50 (7,5Nm) DS-T20S

① = Insert screw / Vis de serrage plaquette ② = Screw driver / Tournevis

QUADODRILL⁺™ COUNTERBORING END MILL 15C1...W
FRAISE A LAMER ET TREFLER 15C1...W

ADAPTION ACC. TO DIN 1835 B (WELDON)
 ATTACHEMENT DIN 1835 B (WELDON)



Designation Réf. de l'article	D	D1	d	L	L1	L2	a	Z		kg	Related Insert Plaquette préconisée
15C1C010025W2R01	10	4,5	12	70	10	47,5	4,5	1	✓	0,10	ABC
15C1C011025W2R01	11	4,5	12	70	11	47,5	4,5	1	✓	0,10	ABC
15C1C013027W3R01	13	4,5	16	75	13	51	4,5	2	✓	0,11	ABC
15C1D015025W4R01	15	4,5	20	75	15	50	5,4	2	✓	0,13	DEF
15C1D018025W4R01	18	7,5	20	75	18	50	5,4	2	✓	0,14	DEF
15C1D020035W4R01	20	9,5	20	85	20	60	5,4	2	✓	0,16	DEF
15C1F024039W5R01	24	6,5	25	95	24	63	7,0	2	✓	0,27	GHI
15C1G026044W5R01	26	5,0	25	100	26	68	10,5	2	✓	0,29	JKL
15C1G030049W5R01	30	9,0	25	105	30	73	10,5	2	✓	0,35	JKL
15C1G033049W5R01	33	12,0	25	105	33	73	10,5	2	✓	0,38	JKL
15C1G036050W6R01	36	15,0	32	110	36	74	10,5	3	✓	0,56	JKL
15C1J040060W6R01	40	14,5	32	120	40	84	13	3	✓	0,62	MNO
15C1J048060W7R01	48	22,0	40	130	48	90	13	3	✓	1,10	MNO

Diameter D1 corresponds with the minimum diameter of the through hole / D1 représente le diamètre minimal de l'avant trou

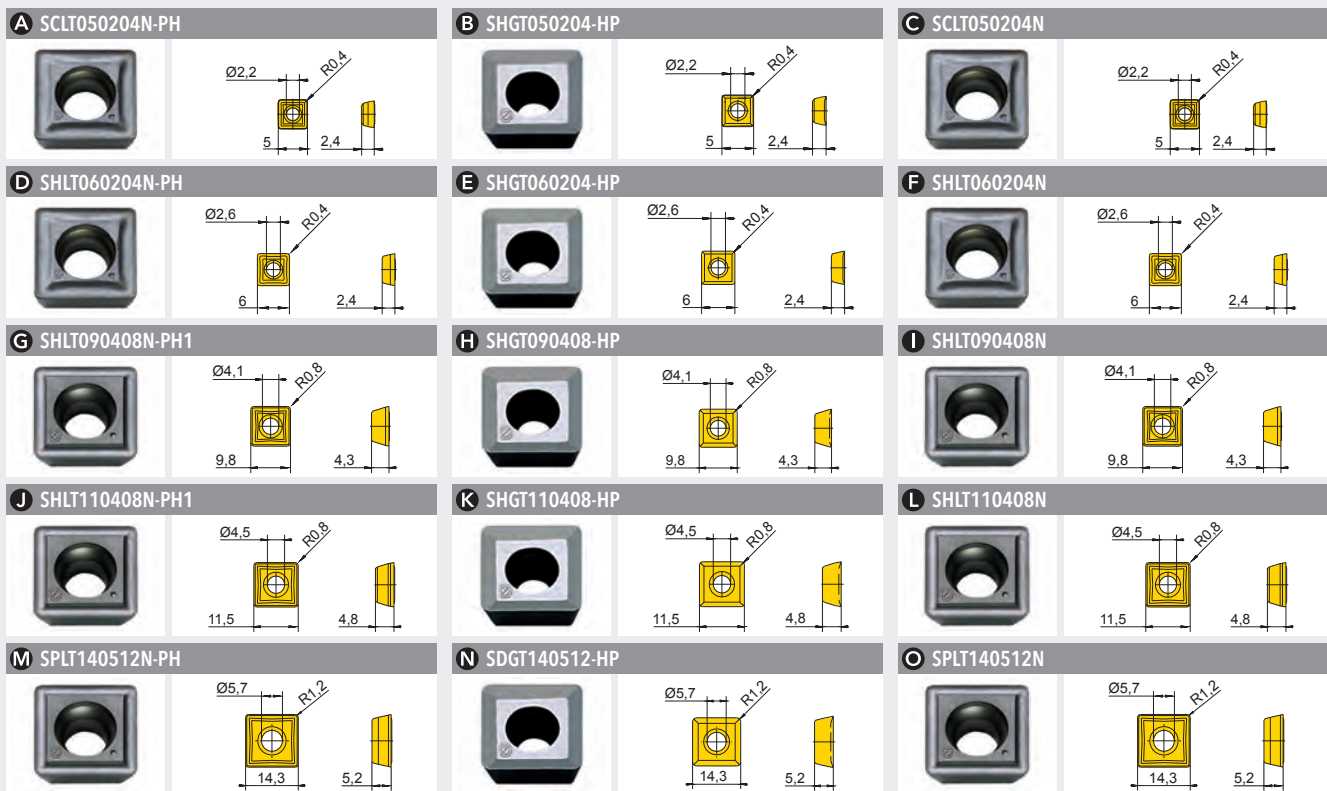
**SPARE PARTS
ACCESSOIRES**



Diameter Range / Diamètres

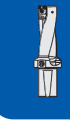
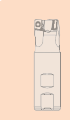
10 - 13	SM20-043-00 (0,7Nm)	DS-TP06S (TX-Plus)
15 - 20	SM22-052-00 (0,8Nm)	DS-T07S
24	SM35-088-60 (3,0Nm)	DS-T10S
26 - 36	SM40-093-20 (4,5Nm)	DS-T15S
40 - 48	SM50-122-50 (7,5Nm)	DS-T20S

① = Insert screw / Vis de serrage plaquette ② = Screw driver / Tournevis



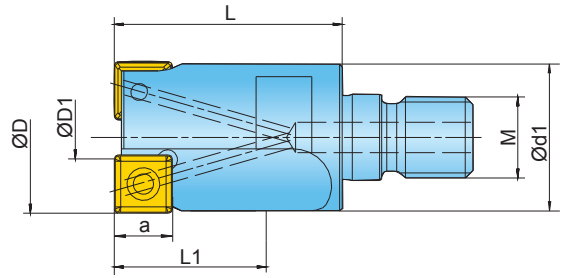
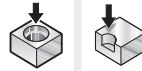
Designation Réf. de l'article	fz(min/max)	Design Execution	Grade Nuance	IN10K	IN2005	IN2010	IN2530				
SCLT050204N-PH	0,05/0,12	positive geometry R0,4 / Géométrie positive R0,4									
SHGT050204-HP	0,05/0,12	non-ferrous geometry, polished R0,4 / Géo. pour mat. non fer., polie R0,4	●								
SCLT050204N	0,05/0,12	cast iron geometry R0,4 / Géométrie fonte R0,4				●					
SHLT060204N-PH1	0,06/0,20	positive geometry R0,4 / Géométrie positive R0,4									
SHGT060204-HP	0,08/0,15	non-ferrous geometry, polished R0,4 / Géo. pour mat. non fer., polie R0,4	●								
SHLT060204N	0,08/0,25	cast iron geometry R0,4 / Géométrie fonte R0,4				●					
SHLT090408N-PH1	0,07/0,22	positive geometry R0,8 / Géométrie positive R0,8									
SHGT090408-HP	0,10/0,20	non-ferrous geometry, polished R0,8 / Géo. pour mat. non fer., polie R0,8	●								
SHLT090408N	0,12/0,25	cast iron geometry R0,8 / Géométrie fonte R0,8				●					
SHLT110408N-PH1	0,08/0,23	positive geometry R0,8 / Géométrie positive R0,8									
SHGT110408-HP	0,14/0,23	non-ferrous geometry, polished R0,8 / Géo. pour mat. non fer., polie R0,8	●								
SHLT110408N	0,16/0,28	cast iron geometry R0,8 / Géométrie fonte R0,8				●					
SPLT140512N-PH	0,06/0,26	positive geometry R1,2 / Géométrie positive R1,2									
SDGT140512-HP	0,15/0,26	non-ferrous geometry, polished R1,2 / Géo. pour mat. non fer., polie R1,2	●								
SPLT140512N	0,18/0,30	cast iron geometry R1,2 / Géométrie fonte R1,2				●					

● = P ● = M ● = K ● = N ● = S ○ = H



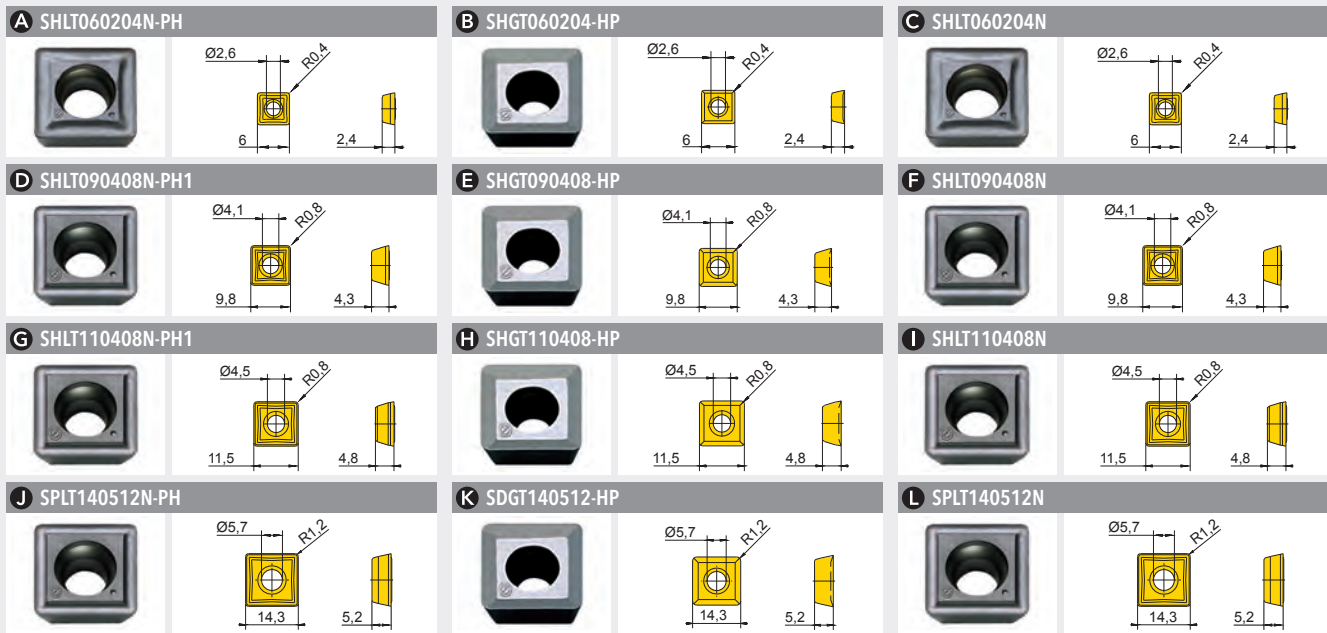
QUADODRILL⁺™ COUNTERBORING END MILL 15C1...X
 FRAISE A LAMER ET TREFLER 15C1...X

SCREW-IN TYPE ADAPTION
 ATTACHEMENT FILETÉ



Designation Réf. de l'article	D	D1	d1	L	L1	a	M	Z		kg	Related Insert Plaquette préconisée
15C1D015030X5R01	15	4,5	13	30	15	4,5	M8	2	✓	0,03	ABC
15C1D018030X5R01	18	7,5	13	30	18	4,5	M8	2	✓	0,04	ABC
15C1D020035X6R01	20	9,5	18	35	20	4,5	M10	2	✓	0,06	ABC
15C1F024035X7R01	24	6,5	21	35	24	5,4	M12	2	✓	0,07	DEF
15C1G026040X7R01	26	5,0	21	40	26	7,0	M12	2	✓	0,08	GHI
15C1G030045X8R01	30	9,0	29	45	30	7,0	M16	2	✓	0,15	GHI
15C1G033050X8R01	33	12,0	29	50	33	7,0	M16	2	✓	0,20	GHI
15C1G036050X8R01	36	15,0	29	50	36	7,0	M16	2	✓	0,24	GHI
15C1J040060X8R01	40	14,5	29	60	40	10,5	M16	2	✓	0,30	JKL
15C1J048070X8R01	48	22,0	29	70	48	10,5	M16	2	✓	0,50	JKL

Diameter D1 corresponds with the minimum diameter of the through hole / D1 représente le diamètre minimal de l'avant trou



Designation Réf. de l'article	fz(min/max)	Design Execution	Grade Nuance	IN10K	IN2005	IN2010	IN2530				
SHLT060204N-PH	0,06/0,20	positive geometry R0,4 / Géométrie positive R0,4									
SHGT060204-HP	0,08/0,15	non-ferrous geometry, polished R0,4 / Géo. pour mat. non fer., polie R0,4	●								
SHLT060204N	0,08/0,25	cast iron geometry R0,4 / Géométrie fonte R 0,4				●					
SHLT090408N-PH1	0,07/0,22	positive geometry R0,8 / Géométrie positive R0,8									
SHGT090408-HP	0,10/0,20	non-ferrous geometry, polished R0,8 / Géo. pour mat. non fer., polie R0,8	●								
SHLT090408N	0,12/0,25	cast iron geometry R0,8 / Géométrie fonte R 0,8				●					
SHLT110408N-PH1	0,08/0,23	positive geometry R0,8 / Géométrie positive R0,8									
SHGT110408-HP	0,14/0,23	non-ferrous geometry, polished R0,8 / Géo. pour mat. non fer., polie R0,8	●								
SHLT110408N	0,16/0,28	cast iron geometry R0,8 / Géométrie fonte R 0,8				●					
SPLT140512N-PH	0,06/0,26	positive geometry R1,2 / Géométrie positive R1,2									
SDGT140512-HP	0,15/0,26	non-ferrous geometry, polished R1,2 / Géo. pour mat. non fer., polie R1,2	●								
SPLT140512N	0,18/0,30	cast iron geometry R1,2 / Géométrie fonte R 1,2				●					

● = P ● = M ● = K ● = N ● = S ○ = H



**SPARE PARTS
ACCESSOIRES**

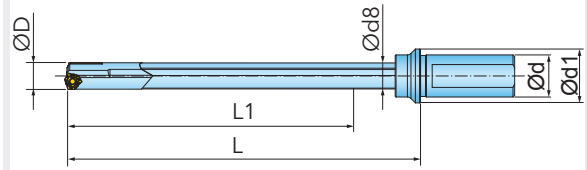


Diameter Range / Diamètres

15 - 20	SM22-052-00 (0,8Nm) DS-T07S
24	SM35-088-60 (3,0Nm) DS-T10S
26 - 36	SM40-093-20 (4,5Nm) DS-T15S
40 - 48	SM50-122-50 (7,5Nm) DS-T20S

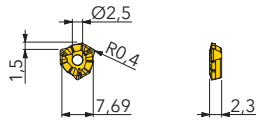
① = Insert screw / Vis de serrage plaquette ② = Screw driver / Tournevis

ADAPTION ACC. TO DIN 1835 B
 ATTACHEMENT COMPATIBLE DIN 1835 B

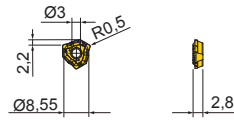


Designation Réf. de l'article	D	d	d1	d8	L	L1	Related Insert Plaquette préconisée
GT14000225JFR01	14	25	31	13,5	261	225	A
GT14000300JFR01	14	25	31	13,5	336	300	A
GT14000375JFR01	14	25	31	13,5	411	375	A
GT14500225JFR01	14,5	25	31	14	262	225	A
GT14500300JFR01	14,5	25	31	14	337	300	A
GT14500375JFR01	14,5	25	31	14	412	375	A
GT15000240JFR01	15	25	31	14,5	278	240	A
GT15000320JFR01	15	25	31	14,5	358	320	A
GT15000400JFR01	15	25	31	14,5	438	400	A
GT16000160JFR02	16	25	31	15,5	209	170	B
GT16000240JFR02	16	25	31	15,5	294	255	B
GT16000400JFR02	16	25	31	15,5	464	425	B
GT16500160JFR02	16,5	25	31	15,5	209	170	B
GT16500248JFR02	16,5	25	31	15,5	294	255	B
GT16500413JFR02	16,5	25	31	15,5	464	425	B
GT17000170JFR02	17	25	31	16,2	220	180	B
GT17000255JFR02	17	25	31	16,2	310	270	B
GT17000425JFR02	17	25	31	16,2	490	450	B
GT17500263JFR02	17,5	25	31	16,2	310	270	B
GT17500445JFR02	17,5	25	31	16,2	490	450	B
GT18000180JFR02	18	25	31	17,2	232	190	B
GT18000270JFR02	18	25	31	17,2	327	285	B
GT18000450JFR02	18	25	31	17,2	517	475	B

A TPHT070304R

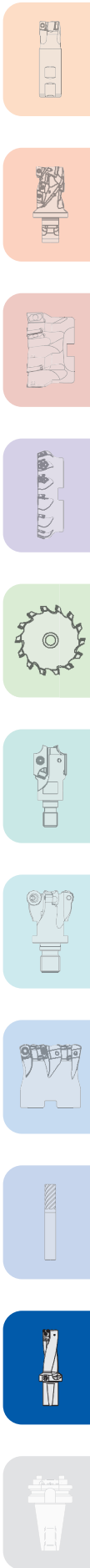


B TPHT080305R



Designation Réf. de l'article	fz(min/max)	Design Execution	Grade Nuance	IN2005							
TPHT070304R	0,06/0,20	positive wiper geometry R0,4 / Géométrie positive wiper R0,4									
TPHT080305R	0,08/0,22	positive wiper geometry R0,5 / Géométrie positive wiper R0,5									

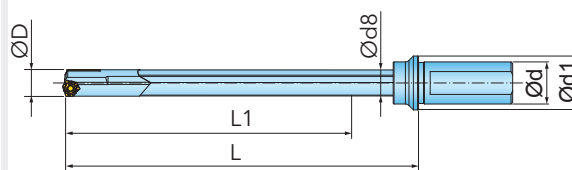
● = P ● = M ● = K ● = N ● = S ○ = H



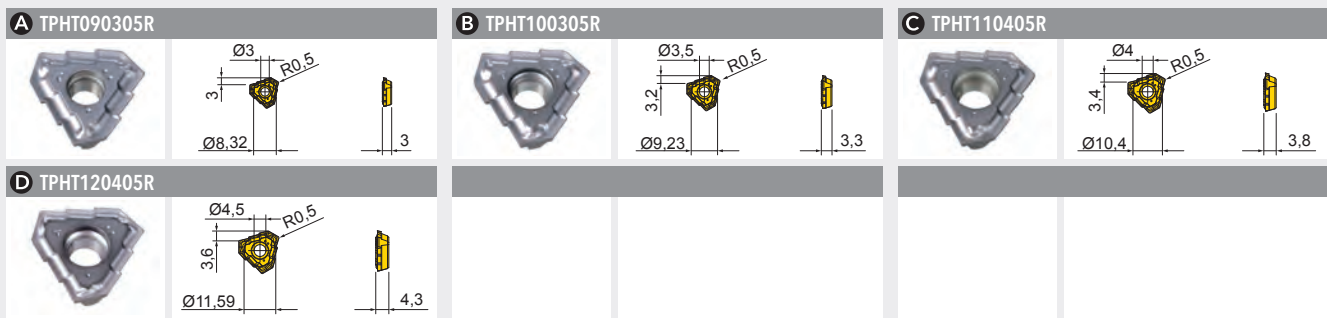
SPARE PARTS ACCESSOIRES	①	②	③	
Diameter Range / Diamètres				
14 - 15	SR14-560/S	PAD-G005-060CD-SB	SM22-046-00	
16 - 18	SR14-560/S	PAD-G005-075CD-SB	SM22-046-00	

① = Insert screw / Vis de serrage plaquette ② = Guide Pad / Patin de guidage ③ = Insert screw / Vis de serrage plaquette

ADAPTION ACC. TO DIN 1835 B
 ATTACHEMENT COMPATIBLE DIN 1835 B

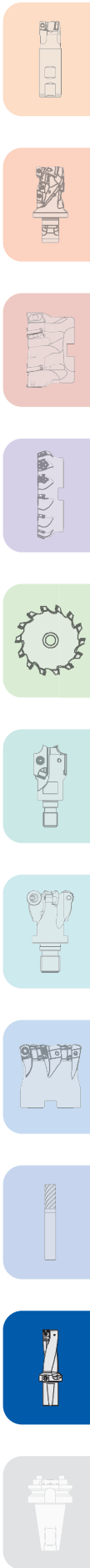


Designation Réf. de l'article	D	d	d1	d8	L	L1	Related Insert Plaquette préconisée
GT18500278JFR01	18,5	25	31	17,2	327	285	A
GT18500463JFR01	18,5	25	31	17,2	517	475	A
GT19000190JFR01	19	25	31	18,2	243	200	A
GT19000285JFR01	19	25	31	18,2	343	300	A
GT19000475JFR01	19	25	31	18,2	543	500	A
GT19500293JFR01	19,5	25	31	18,2	343	300	A
GT19500488JFR01	19,5	25	31	18,2	543	500	A
GT20000200JGR01	20	32	38	19	255	210	A
GT20000300JGR01	20	32	38	19	360	315	A
GT20000500JGR01	20	32	38	19	570	525	A
GT21000315JGR01	21	32	38	20	376	330	B
GT21000525JGR01	21	32	38	20	596	550	B
GT22000330JGR01	22	32	38	21	393	345	C
GT22000550JGR01	22	32	38	21	623	575	C
GT23000345JGR01	23	32	38	22	409	360	C
GT23000575JGR01	23	32	38	22	649	600	C
GT24000360JGR01	24	32	38	23	426	375	C
GT24000600JGR01	24	32	38	23	676	625	C
GT25000375JGR01	25	32	38	24	442	390	C
GT25000625JGR01	25	32	38	24	702	650	C
GT26000390JHR01	26	40	46	25	449	405	D
GT26000650JHR01	26	40	46	25	719	675	D
GT27000405JHR01	27	40	46	26	465	420	D
GT27000675JHR01	27	40	46	26	745	700	D
GT28000420JHR01	28	40	46	27	467	420	D
GT28000700JHR01	28	40	46	27	747	700	D



Designation Réf. de l'article	fz(min/max)	Design Execution	Grade Nuance	IN2005						
TPHT090305R	0,08/0,22	positive wiper geometry R0,5 / Géométrie positive wiper R0,5								
TPHT100305R	0,08/0,22	positive wiper geometry R0,5 / Géométrie positive wiper R0,5								
TPHT110405R	0,08/0,22	positive wiper geometry R0,5 / Géométrie positive wiper R0,5								
TPHT120405R	0,08/0,22	positive wiper geometry R0,5 / Géométrie positive wiper R0,5								

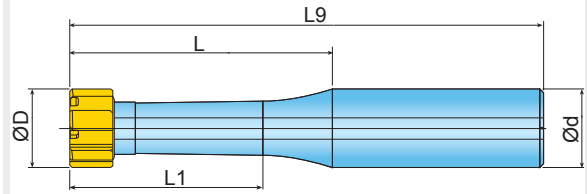
● = P ● = M ● = K ● = N ● = S ○ = H



SPARE PARTS ACCESSOIRES	①	②	③	④
Diameter Range / Diamètres				
18,5 - 20	CSTB2.5S	PAD-G006-085CD-SB	PAD-G006-085CD-SA	CSTB2.2S
21	CSTB3S	PAD-G006-085CD-SB	PAD-G006-085CD-SA	CSTB2.2S
22 - 26	CSTB3.5H	PAD-G006-100CD-SB	PAD-G006-100CD-SA	CSTB2.2S
26 - 28	CSTB4S	PAD-G006CD-SB	PAD-G006CD-SA	CSTB2.2S

① = Insert screw / Vis de serrage ② = Guide Pad / Patin de guidage ③ = Guide Pad / Patin de guidage ④ = Insert screw / Vis de serrage

ADAPTION ACC. TO DIN 6535 HA
ATTACHEMENT DIN 6535 HA



Designation Réf. de l'article	D min.	D max.	d	L	L1	L9	XT	IK	kg
XS5115050T3R01	11,501	13,5	16	49,8	3xD	97,8	XT5	✓	0,415
XS5115077T3R01	11,501	13,5	16	77	5xD	125	XT5	✓	0,140
XS5115117T3R01	11,501	13,5	16	117,5	8xD	165,5	XT5	✓	0,220
XS6135057T3R01	13,501	16	16	57,4	3xD	105,4	XT6	✓	0,415
XS6135089T3R01	13,501	16	16	89,4	5xD	137,4	XT6	✓	0,450
XS6135137T3R01	13,501	16	16	137,4	8xD	185,4	XT6	✓	0,195
XS7160070T4R01	16,001	20	20	70,6	3xD	120,6	XT7	✓	0,520
XS7160110T4R01	16,001	20	20	110,6	5xD	160,6	XT7	✓	0,315
XS7160171T4R01	16,001	20	20	170,6	8xD	220,6	XT7	✓	0,335
XS8200088T4R01	20,001	25,4	20	87,8	3xD	137,8	XT8	✓	0,335
XS8200138T4R01	20,001	25,4	20	137,8	5xD	187,8	XT8	✓	0,365
XS8200213T4R01	20,001	25,4	20	212,8	8xD	262,8	XT8	✓	0,485
XS9250107U7R01	25,401	32	32	107,1	3xD	167,1	XT9	✓	0,750
XS9250171U7R01	25,401	32	32	171,1	5xD	231,1	XT9	✓	0,935
XS9250267U7R01	25,401	32	32	267,1	8xD	327,1	XT9	✓	1,170

SPARE PARTS
ACCESSOIRES

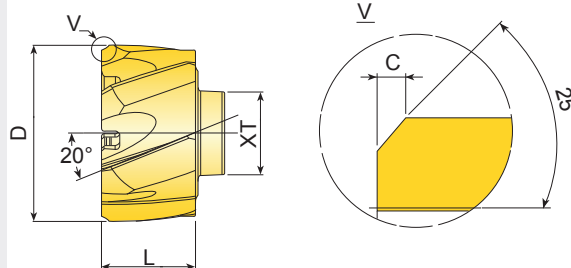


Diameter Range / Diamètres

11,501 - 13,5	TM-B5-KEY	TM-B5-SCR
13,501 - 16	TM-B6-KEY	TM-B6-SCR
16,001 - 20	TM-B7-KEY	TM-B7-SCR
20,001 - 25,4	TM-B8-KEY	TM-B8-SCR
25,401 - 32	TM-B9-KEY	TM-B9-SCR


① = Wrench / Clé de serrage ② = Clamp screw / Vis de serrage plaque

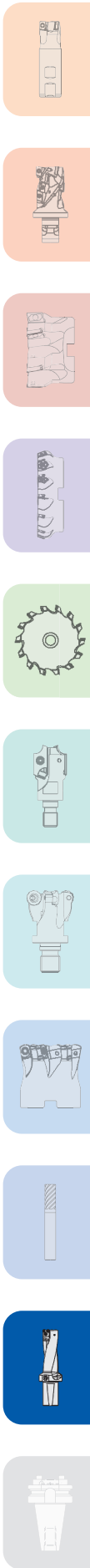
FOR EXCHANGEABLE HEAD SYSTEM
 POUR SYSTEME DE TÊTES INTERCHANGEABLES



Grade / Nuance	P	M	K	N _(K)	S _(M)	H _(PK)
IN2005	+	+	+		+	

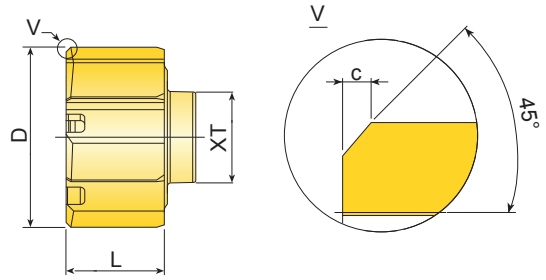
+ Preferred choice / Premier choix ○ Second choice / Second choix

Designation Réf. de l'article	D	L	C	Z	XT	kg	
XLB11501R71	11,501	9,3	1,07	6	XT5	0,009	TM-B5-KEY
XLB12000R71	12,000	9,3	1,07	6	XT5	0,009	TM-B5-KEY
XLB13000R71	13,000	9,3	1,07	6	XT5	0,012	TM-B5-KEY
XLB13500R71	13,500	9,3	1,07	6	XT5	0,011	TM-B5-KEY
XLB13501R71	13,501	9,4	1,07	6	XT6	0,012	TM-B6-KEY
XLB14000R71	14,000	9,4	1,07	6	XT6	0,012	TM-B6-KEY
XLB15000R71	15,000	9,4	1,07	6	XT6	0,015	TM-B6-KEY
XLB16000R71	16,000	9,4	1,07	6	XT6	0,019	TM-B6-KEY
XLB16001R71	16,001	10,6	1,07	6	XT7	0,012	TM-B7-KEY
XLB17000R71	17,000	10,6	1,07	6	XT7	0,021	TM-B7-KEY
XLB18000R71	18,000	10,6	1,07	6	XT7	0,025	TM-B7-KEY
XLB19000R71	19,000	10,6	1,07	6	XT7	0,029	TM-B7-KEY
XLB20000R71	20,000	10,6	1,07	6	XT7	0,033	TM-B7-KEY
XLB20001R71	20,001	12,8	1,07	8	XT8	0,037	TM-B8-KEY
XLB21000R71	21,000	12,8	1,07	8	XT8	0,039	TM-B8-KEY
XLB22000R71	22,000	12,8	1,07	8	XT8	0,044	TM-B8-KEY
XLB23000R71	23,000	12,8	1,07	8	XT8	0,018	TM-B8-KEY
XLB24000R71	24,000	12,8	1,07	8	XT8	0,054	TM-B8-KEY
XLB25000R71	25,000	12,8	1,07	8	XT8	0,059	TM-B8-KEY
XLB26000R71	26,000	12,8	1,07	8	XT9	0,063	TM-B9-KEY
XLB27000R71	27,000	12,8	1,07	8	XT9	0,069	TM-B9-KEY
XLB28000R71	28,000	12,8	1,07	8	XT9	0,076	TM-B9-KEY
XLB29000R71	29,000	12,8	1,07	8	XT9	0,082	TM-B9-KEY
XLB30000R71	30,000	12,8	1,07	8	XT9	0,087	TM-B9-KEY
XLB31000R71	31,000	12,8	1,07	8	XT9	0,094	TM-B9-KEY
XLB32000R71	32,000	12,8	1,07	8	XT9	0,103	TM-B9-KEY




QWIKOREAM™ REAMING HEAD XSA TÊTE D'ALÉSAGE GOÛJURE DROITE XSA_

FOR EXCHANGEABLE HEAD SYSTEM
POUR SYSTEME DE TETES INTERCHANGEABLES



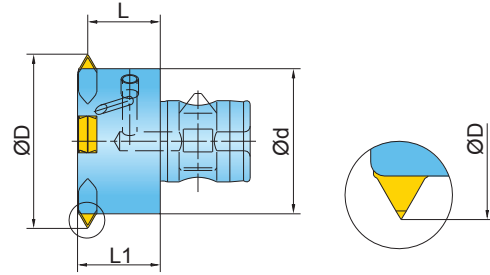
Grade / Nuance	P	M	K	N _(K)	S _(M)	H _(PK)
IN2005	+	+	+		+	

+ Preferred choice / Premier choix ○ Second choice / Second choix

Designation Réf. de l'article	D	L	C	Z	XT	kg	
XSA11501R71	11,501	9,3	0,5	6	XT5	0,009	TM-B5-KEY
XSA12000R71	12,000	9,3	0,5	6	XT5	0,009	TM-B5-KEY
XSA13000R71	13,000	9,3	0,5	6	XT5	0,011	TM-B5-KEY
XSA13500R71	13,500	9,3	0,5	6	XT5	0,012	TM-B5-KEY
XSA13501R71	13,501	9,4	0,5	6	XT6	0,016	TM-B6-KEY
XSA14000R71	14,000	9,4	0,5	6	XT6	0,013	TM-B6-KEY
XSA15000R71	15,000	9,4	0,5	6	XT6	0,015	TM-B6-KEY
XSA16000R71	16,000	9,4	0,5	6	XT6	0,017	TM-B6-KEY
XSA16001R71	16,001	10,6	0,5	6	XT7	0,018	TM-B7-KEY
XSA17000R71	17,000	10,6	0,5	6	XT7	0,034	TM-B7-KEY
XSA18000R71	18,000	10,6	0,5	6	XT7	0,024	TM-B7-KEY
XSA19000R71	19,000	10,6	0,5	6	XT7	0,010	TM-B7-KEY
XSA20000R71	20,000	10,6	0,5	6	XT7	0,033	TM-B7-KEY
XSA20001R71	20,001	12,8	0,5	8	XT8	0,036	TM-B8-KEY
XSA21000R71	21,000	12,8	0,5	8	XT8	0,051	TM-B8-KEY
XSA22000R71	22,000	12,8	0,5	8	XT8	0,043	TM-B8-KEY
XSA23000R71	23,000	12,8	0,5	8	XT8	0,046	TM-B8-KEY
XSA24000R71	24,000	12,8	0,5	8	XT8	0,052	TM-B8-KEY
XSA25000R71	25,000	12,8	0,5	8	XT8	0,059	TM-B8-KEY
XSA26000R71	26,000	12,8	0,5	8	XT9	0,062	TM-B9-KEY
XSA27000R71	27,000	12,8	0,5	8	XT9	0,068	TM-B9-KEY
XSA28000R71	28,000	12,8	0,5	8	XT9	0,073	TM-B9-KEY
XSA29000R71	29,000	12,8	0,5	8	XT9	0,080	TM-B9-KEY
XSA30000R71	30,000	12,8	0,5	8	XT9	0,093	TM-B9-KEY
XSA31000R71	31,000	12,8	0,5	8	XT9	0,082	TM-B9-KEY
XSA32000R71	32,000	12,8	0,5	8	XT9	0,101	TM-B9-KEY

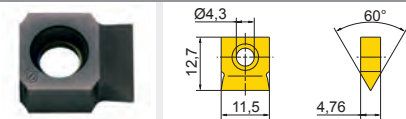
① = Wrench / Clé de serrage

ADAPTION FOR ABS CONNECTION
ATTACHEMENT ABS

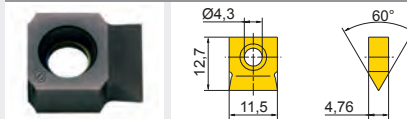


Designation Réf. de l'article	ABS	D	d	L	L1	Std. pitch	Z	Insert	IK	kg	Related Insert Plaquette préconisée
17Y1B038050K3R00	32	38	32	20	22,5	43-51	3	XNL323	✓	0,15	A B
17Y1B041055K3R00	32	41	32	20	22,5	52-63	4	XNL323	✓	0,15	C D
17Y1E051064K4R00	40	51	40	25	28,5	64-76	4	XNL434	✓	0,27	E F
17Y1E060064K5R00	50	60	50	25	28,5	77-95	5	XNL434	✓	0,48	E F
17Y1E080064K6R00	63	80	63	25	28,5	96-115	8	XNL434	✓	0,93	E F
17Y1E096064K8R00	80	96	80	25	28,5	116-141	9	XNL434	✓	1,55	E F
17Y1E112064K8R00	80	112	80	35	38,5	142-	11	XNL434	✓	2,00	E F
17Y1L112010K8R00	80	112	80	35	40	142-	11	XNL446	✓	2,20	G H

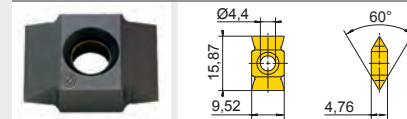
A XNL323-100



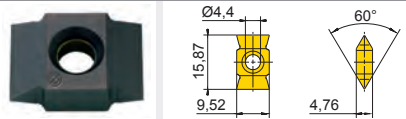
B XNL323-101



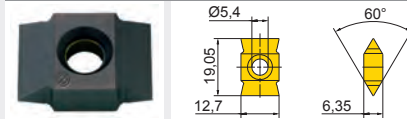
C XNL323-102



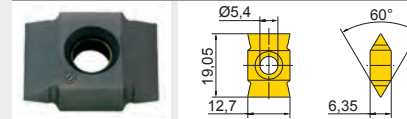
D XNL323-103



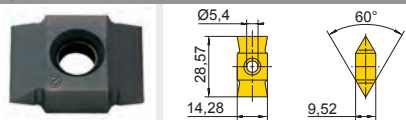
E XNL434-100



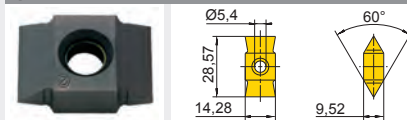
F XNL434-101



G XNL446-100



H XNL446-101



Designation Réf. de l'article	fz(min/max)	Design Execution	Grade Nuance	IN0545						
XNL323-100	0,05/0,10	for pitch 1,5-2,5 / pour des pas de 1,5 à 2,5 mm								
XNL323-101	0,05/0,10	for pitch 2-5 / pour des pas de 2 à 5 mm								
XNL323-102	0,05/0,20	for pitch 1,5-2,5 / pour des pas de 1,5 à 2,5 mm								
XNL323-103	0,05/0,20	for pitch 2-5 / pour des pas de 2 à 5 mm								
XNL434-100	0,08/0,25	for pitch 1,5-3,2 / pour des pas de 1,5 à 3,2 mm								
XNL434-101	0,08/0,25	for pitch 3-6,5 / pour des pas de 3,0 à 6,5 mm								
XNL446-100	0,10/0,30	for pitch 4-6,5 / pour des pas de 4 à 6,5 mm								
XNL446-101	0,10/0,30	for pitch 6-10 / pour des pas de 6 à 10 mm								

● = P ● = M ● = K ● = N ● = S ○ = H

SPARE PARTS
ACCESSOIRES



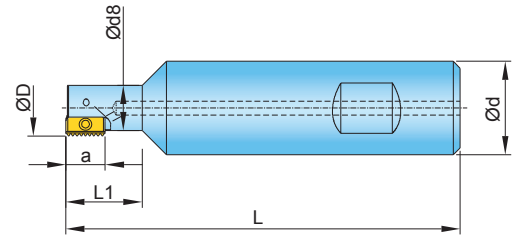
Insert Type / Plaquette

XNL323	SM40-090-00 (4,5Nm) DS-T15S
XNL434	SM50-160-00 (6,0Nm) DS-T15S
XNL446	SM50-190-00 (6,0Nm) DS-T15S

① = Insert screw / Vis de serrage plaquette ② = Screw driver / Tournevis

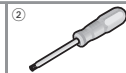
RAPID THREAD™ THREADING END MILL (A=12MM) FRAISE À FILETER (A=12MM)

ADAPTION ACC. TO DIN 1835 B (WELDON)
ATTACHEMENT DIN 1835 B (WELDON)



Designation Réf. de l'article	D	d	d8	L	L1	a	Z	IK	kg
MTED09.5-1-W20-12	9,5	20	7,5	85	14	12	1	✓	0,165
MTED09.9-1-W20-12	9,9	20	7,2	85	16	12	1	✓	0,175

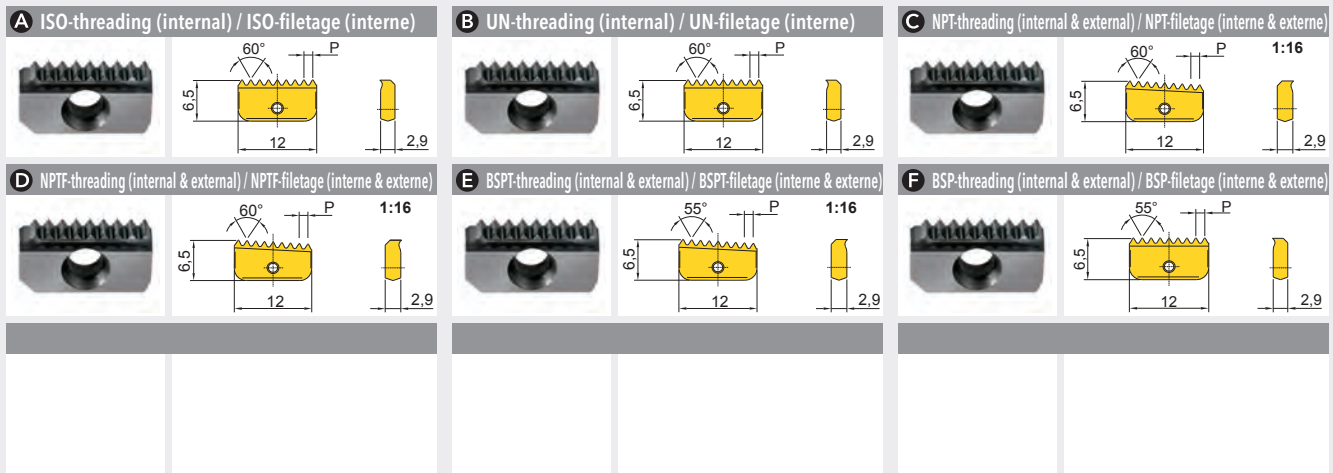
SPARE PARTS
ACCESSOIRES



IS12 (1,3Nm)

IK12

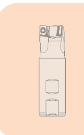
① = Insert screw / Vis de serrage ② = Screw driver / Tournevis



Designation Réf. de l'article	Pitch Pas	Grade Nuance	IN2005		
ISO-threading (internal) / ISO-filetage (interne)					
LYEU12050IS-1	0,5	A			
LYEU12075IS-1	0,75	A			
LYEU12100IS-1	1	A			
LYEU12125IS-1	1,25	A			
LYEU12150IS-1	1,5	A			
UN-threading (internal) / UN-filetage (interne)					
LYEU12320UN-1	32	B			
LYEU12280UN-1	28	B			
LYEU12240UN-1	24	B			
LYEU12200UN-1	20	B			

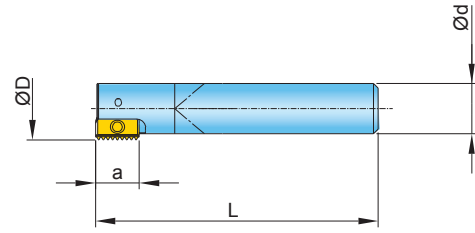
Designation Réf. de l'article	Pitch Pas	Grade Nuance	IN2005		
LYEU12180UN-1	18	B			
LYEU12160UN-1	16	B			
NPT-threading (internal & external) / NPT-filetage (interne & externe)					
LYEU12180NT-1	18	C			
NPTF-threading (internal & external) / NPTF-filetage (interne & externe)					
LYEU12180NF-1	18	D			
BSPT-threading (internal & external) / BSPT-filetage (interne & externe)					
LYEU12190BT-1	19	E			
BSP-threading (internal & external) / BSP-filetage (interne & externe)					
LYEU12190BW-1	19	F			

● = P ● = M ● = K ● = N ● = S ○ = H



RAPID THREAD™ THREADING END MILL (A=12MM CARBIDE SHANK)
 FRAISE À FILETER (A=12MM CORPS CARBURE)

ADAPTION ACC. TO DIN 1835 A
 ATTACHEMENT DIN 1835 A



Designation	D	d	L	a	Z	
Réf. de l'article						kg
MTED09.9-1-C08C-12	9,9	8	125	12	1	0,095

SPARE PARTS
 ACCESSOIRES

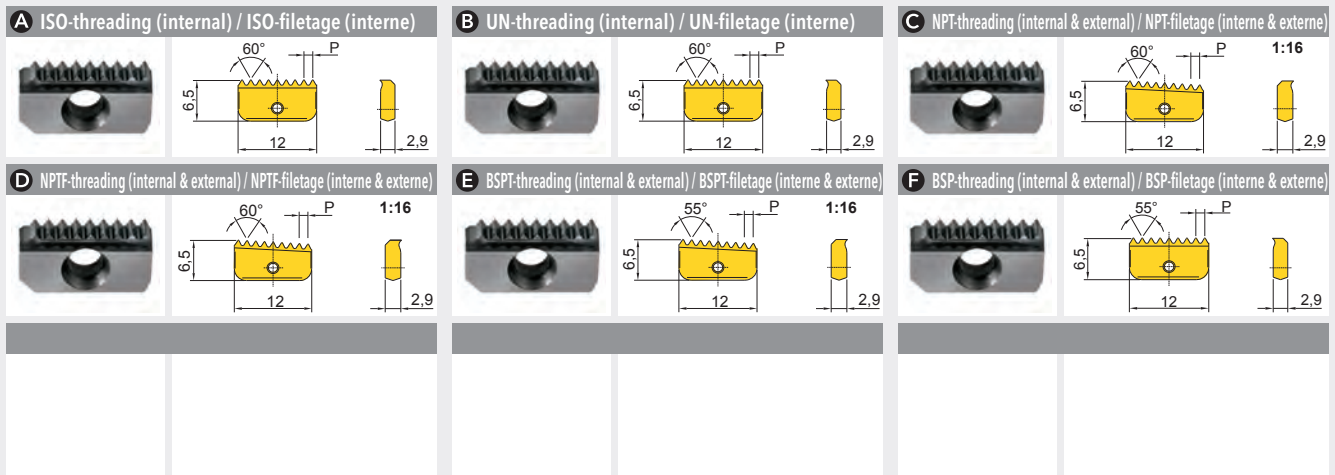


IS12 (1,3Nm)



IK12

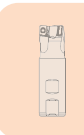
① = Insert screw / Vis de serrage ② = Screw driver / Tournevis



Designation Réf. de l'article	Pitch Pas	Grade Nuance	IN2005		
ISO-threading (internal) / ISO-filetage (interne)					
LYEU12050IS-1	0,5	A			
LYEU12075IS-1	0,75	A			
LYEU12100IS-1	1	A			
LYEU12125IS-1	1,25	A			
LYEU12150IS-1	1,5	A			
UN-threading (internal) / UN-filetage (interne)					
LYEU12320UN-1	32	B			
LYEU12280UN-1	28	B			
LYEU12240UN-1	24	B			
LYEU12200UN-1	20	B			

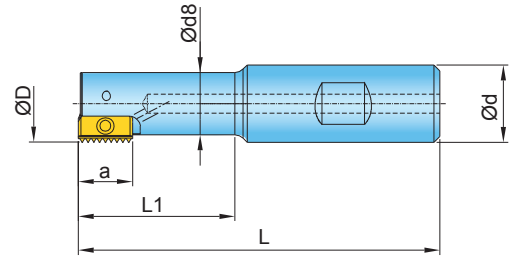
Designation Réf. de l'article	Pitch Pas	Grade Nuance	IN2005		
LYEU12180UN-1	18	B			
LYEU12160UN-1	16	B			
NPT-threading (internal & external) / NPT-filetage (interne & externe)					
LYEU12180NT-1	18	C			
NPTF-threading (internal & external) / NPTF-filetage (interne & externe)					
LYEU12180NF-1	18	D			
BSPT-threading (internal & external) / BSPT-filetage (interne & externe)					
LYEU12190BT-1	19	E			
BSP-threading (internal & external) / BSP-filetage (interne & externe)					
LYEU12190BW-1	19	F			

● = P ● = M ● = K ● = N ● = S ○ = H



RAPID THREAD™ THREADING END MILL (A=14MM) FRAISE À FILETER (A=14MM)

ADAPTION ACC. TO DIN 1835 B (WELDON)
ATTACHEMENT DIN 1835 B (WELDON)



Designation Réf. de l'article	D	d	d8	L	L1	a	Z		 kg
MTED12.2-1-W20-14	12	20	8,9	75	20	14	1	✓	0,135
MTED14.5-1-W20-14	14,5	20	11,2	85	25	14	1	✓	0,160
MTED17.0-1-W20-14	17	20	13,4	85	30	14	1	✓	0,160
MTED20.0-2-W20-14	20	20	16	93	41	14	2	✓	0,180

SPARE PARTS
ACCESSOIRES

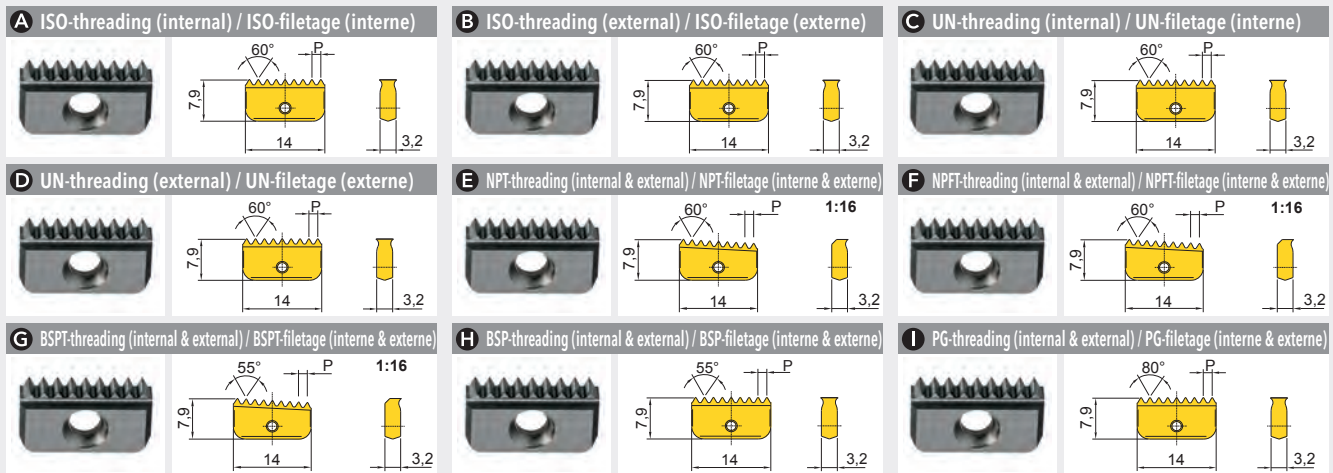


S11 (1,3Nm)



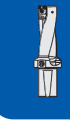
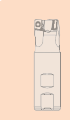
IK14

① = Insert screw / Vis de serrage ② = Screw driver / Tournevis



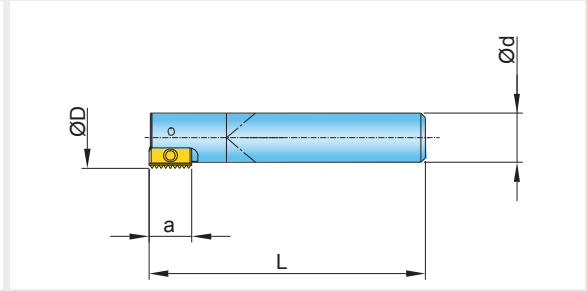
Designation Réf. de l'article	Pitch Pas	Grade Nuance	IN2005	Designation Réf. de l'article	Pitch Pas	Grade Nuance	IN2005
ISO-threading (internal) / ISO-filetage (interne)				UN-threading (external) / UN-filetage (externe)			
LYEU14050IS-1	0,5	A	●	LYEU14100UN-1	10	C	●
LYEU14075IS-1	0,75	A	●	UN-threading (external) / UN-filetage (externe)			
LYEU14100IS-1	1	A	●	LYEU14320UN-X-1	32	D	●
LYEU14125IS-1	1,25	A	●	LYEU14280UN-X-1	28	D	●
LYEU14150IS-1	1,5	A	●	LYEU14240UN-X-1	24	D	●
LYEU14175IS-1	1,75	A	●	LYEU14200UN-X-1	20	D	●
LYEU14200IS-1	2	A	●	LYEU14180UN-X-1	18	D	●
LYEU14250IS-1	2,5	A	●	LYEU14160UN-X-1	16	D	●
ISO-threading (external) / ISO-filetage (externe)				LYEU14140UN-X-1	14	D	●
LYEU14075IS-X-1	0,75	B	●	LYEU14120UN-X-1	12	D	●
LYEU14100IS-X-1	1	B	●	NPT-threading (internal & external) / NPT-filetage (interne & externe)			
LYEU14125IS-X-1	1,25	B	●	LYEU14180NT-1	18	E	●
LYEU14150IS-X-1	1,5	B	●	LYEU14140NT-1	14	E	●
LYEU14175IS-X-1	1,75	B	●	NPFT-threading (internal & external) / NPFT-filetage (interne & externe)			
LYEU14200IS-X-1	2	B	●	LYEU14180NF-1	18	F	●
LYEU14250IS-X-1	2,5	B	●	LYEU14140NF-1	14	F	●
UN-threading (internal) / UN-filetage (interne)				BSPT-threading (internal & external) / BSPT-filetage (interne & externe)			
LYEU14320UN-1	32	C	●	LYEU14190BT-1	19	G	●
LYEU14280UN-1	28	C	●	LYEU14140BT-1	14	G	●
LYEU14270UN-1	27	C	●	BSP-threading (internal & external) / BSP-filetage (interne & externe)			
LYEU14240UN-1	24	C	●	LYEU14240BW-1	24	H	●
LYEU14200UN-1	20	C	●	LYEU14200BW-1	20	H	●
LYEU14180UN-1	18	C	●	LYEU14190BW-1	19	H	●
LYEU14160UN-1	16	C	●	LYEU14160BW-1	16	H	●
LYEU14140UN-1	14	C	●	LYEU14140BW-1	14	H	●
LYEU14120UN-1	12	C	●	PG-threading (internal & external) / PG-filetage (interne & externe)			
				LYEU14180PG-1	18	I	●

● = P ● = M ● = K ● = N ● = S ○ = H



RAPID THREAD™ THREADING END MILL (A=14MM CARBIDE SHANK)
 FRAISE À FILETER (A=14MM CORPS CARBURE)

ADAPTION ACC. TO DIN 1835 A
 ATTACHEMENT DIN 1835 A



Designation Réf. de l'article	D	d	L	a	Z	IK	kg
MTED13.7-1-C10C-14	13,2	10	110	14	1	✓	0,092
MTED13.7-1-C10C-14-B	13,2	10	150	14	1	✓	0,165
MTED15.2-1-C12C-14	15,2	12	175	14	1	✓	0,260

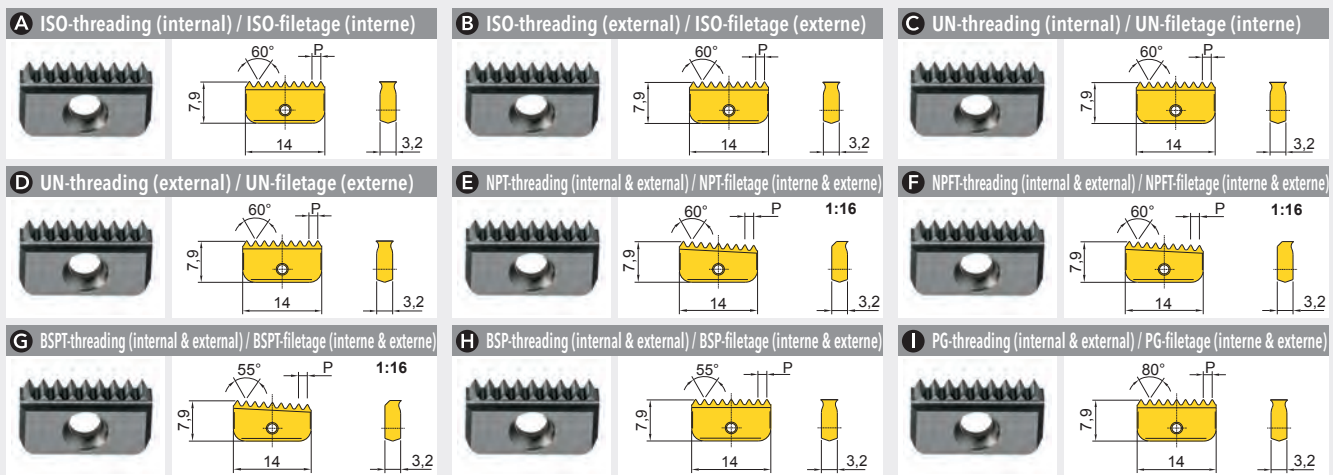
SPARE PARTS
 ACCESSOIRES



S11 (1,3Nm)

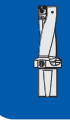
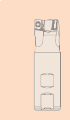
IK14

① = Insert screw / Vis de serrage ② = Screw driver / Tournevis



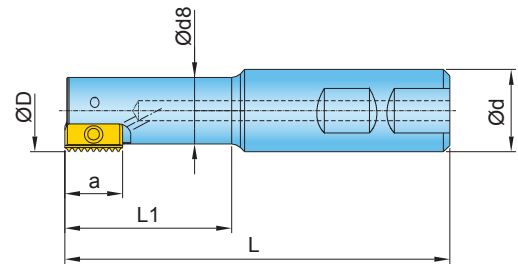
Designation Réf. de l'article	Pitch Pas	Grade Nuance	IN2005	Designation Réf. de l'article	Pitch Pas	Grade Nuance	IN2005
ISO-threading (internal) / ISO-filetage (interne)				UN-threading (external) / UN-filetage (externe)			
LYEU14050IS-1	0,5	A	●	LYEU14100UN-1	10	C	●
LYEU14075IS-1	0,75	A	●	UN-threading (external) / UN-filetage (externe)			
LYEU14100IS-1	1	A	●	LYEU14320UN-X-1	32	D	●
LYEU14125IS-1	1,25	A	●	LYEU14280UN-X-1	28	D	●
LYEU14150IS-1	1,5	A	●	LYEU14240UN-X-1	24	D	●
LYEU14175IS-1	1,75	A	●	LYEU14200UN-X-1	20	D	●
LYEU14200IS-1	2	A	●	LYEU14180UN-X-1	18	D	●
LYEU14250IS-1	2,5	A	●	LYEU14160UN-X-1	16	D	●
ISO-threading (external) / ISO-filetage (externe)				LYEU14140UN-X-1	14	D	●
LYEU14075IS-X-1	0,75	B	●	LYEU14120UN-X-1	12	D	●
LYEU14100IS-X-1	1	B	●	NPT-threading (internal & external) / NPT-filetage (interne & externe)			
LYEU14125IS-X-1	1,25	B	●	LYEU14180NT-1	18	E	●
LYEU14150IS-X-1	1,5	B	●	LYEU14140NT-1	14	E	●
LYEU14175IS-X-1	1,75	B	●	NPFT-threading (internal & external) / NPFT-filetage (interne & externe)			
LYEU14200IS-X-1	2	B	●	LYEU14180NF-1	18	F	●
LYEU14250IS-X-1	2,5	B	●	LYEU14140NF-1	14	F	●
UN-threading (internal) / UN-filetage (interne)				BSPT-threading (internal & external) / BSPT-filetage (interne & externe)			
LYEU14320UN-1	32	C	●	LYEU14190BT-1	19	G	●
LYEU14280UN-1	28	C	●	LYEU14140BT-1	14	G	●
LYEU14270UN-1	27	C	●	BSP-threading (internal & external) / BSP-filetage (interne & externe)			
LYEU14240UN-1	24	C	●	LYEU14240BW-1	24	H	●
LYEU14200UN-1	20	C	●	LYEU14200BW-1	20	H	●
LYEU14180UN-1	18	C	●	LYEU14190BW-1	19	H	●
LYEU14160UN-1	16	C	●	LYEU14160BW-1	16	H	●
LYEU14140UN-1	14	C	●	LYEU14140BW-1	14	H	●
LYEU14120UN-1	12	C	●	PG-threading (internal & external) / PG-filetage (interne & externe)			
				LYEU14180PG-1	18	I	●

● = P ● = M ● = K ● = N ● = S ○ = H



RAPID THREAD™ THREADING END MILL (A=21MM) FRAISE À FILETER (A=21MM)

ADAPTION ACC. TO DIN 1835 B (WELDON)
ATTACHEMENT DIN 1835 B (WELDON)



Designation Réf. de l'article	D	d	d8	L	L1	a	Z	IK	kg
MTED18-1-W20-21 ¹⁾	18	20	14,4	85	30	21	1	✓	0,165
MTED21-1-W20-21	21	20	16,5	94	40	21	1	✓	0,185
MTED25-1-W20-21	25	20	-	125	-	21	1	✓	0,300
MTED30-2-W25-21	30	25	24	108	52	21	2	✓	0,370

¹⁾not with insert LYEU21350IS / non compatible avec plaquette LYEU21350IS

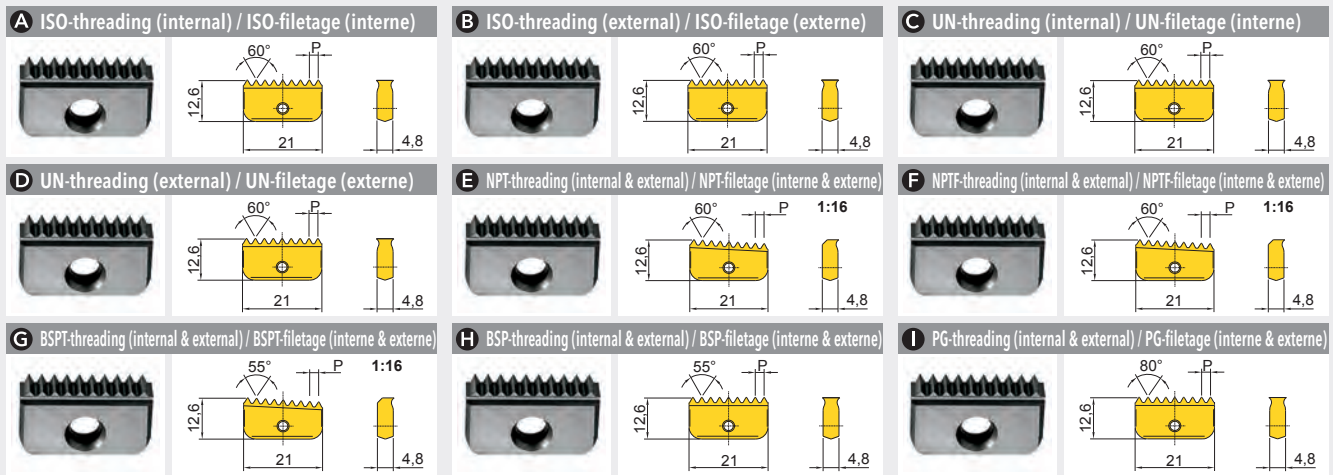
SPARE PARTS
ACCESSOIRES



IS21 (5,2Nm)

IK21

① = Insert screw / Vis de serrage ② = Screw driver / Tournevis



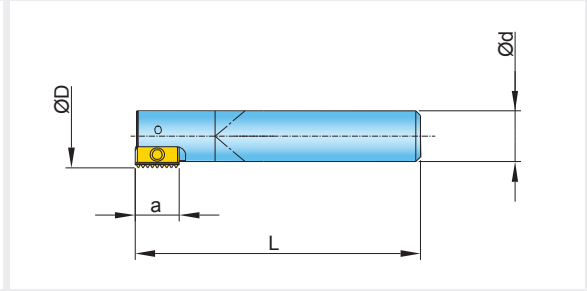
Designation Réf. de l'article	Pitch Pas	Grade Nuance	IN2005	Designation Réf. de l'article	Pitch Pas	Grade Nuance	IN2005
ISO-threading (internal) / ISO-filetage (interne)				UN-threading (internal) / UN-filetage (interne)			
LYEU21100IS-1	1	A	●	LYEU21240UN-X-1	24	D	●
LYEU21150IS-1	1,5	A	●	LYEU21200UN-X-1	20	D	●
LYEU21175IS-1	1,75	A	●	LYEU21180UN-X-1	18	D	●
LYEU21200IS-1	2	A	●	LYEU21160UN-X-1	16	D	●
LYEU21250IS-1	2,5	A	●	LYEU21140UN-X-1	14	D	●
LYEU21300IS-1	3	A	●	LYEU21120UN-X-1	12	D	●
LYEU21350IS-1	3,5	A	●	LYEU21100UN-X-1	10	D	●
ISO-threading (external) / ISO-filetage (externe)				NPT-threading (internal & external) / NPT-filetage (interne & externe)			
LYEU21100IS-X-1	1	B	●	LYEU21140NT-1	14	E	●
LYEU21150IS-X-1	1,5	B	●	LYEU21115NT-1	11,5	E	●
LYEU21200IS-X-1	2	B	●	NPTF-threading (internal & external) / NPTF-filetage (interne & externe)			
LYEU21250IS-X-1	2,5	B	●	LYEU21140NF-1	14	F	●
LYEU21300IS-X-1	3	B	●	LYEU21115NF-1	11,5	F	●
UN-threading (external) / UN-filetage (externe)				BSPT-threading (internal & external) / BSPT-filetage (interne & externe)			
LYEU21240UN-1	24	C	●	LYEU21140BT-1	14	G	●
LYEU21200UN-1	20	C	●	LYEU21110BT-1	11	G	●
LYEU21180UN-1	18	C	●	BSP-threading (internal & external) / BSP-filetage (interne & externe)			
LYEU21160UN-1	16	C	●	LYEU21200BW-1	20	H	●
LYEU21140UN-1	14	C	●	LYEU21190BW-1	19	H	●
LYEU21120UN-1	12	C	●	LYEU21160BW	16	H	●
LYEU21100UN-1	10	C	●	LYEU21140BW-1	14	H	●
LYEU21080UN-1	8	C	●	LYEU21110BW-1	11	H	●
LYEU21070UN-1	7	C	●	PG-threading (internal & external) / PG-filetage (interne & externe)			
UN-threading (external) / UN-filetage (externe)				LYEU21180PG-1	18	I	●
				LYEU21160PG-1	16	I	●

● = P ● = M ● = K ● = N ● = S ○ = H



RAPID THREAD™ THREADING END MILL (A=21MM CARBIDE SHANK)
 FRAISE À FILETER (A=21MM CORPS CARBURE)

ADAPTION ACC. TO DIN 1835 A
 ATTACHEMENT DIN 1835 A



Designation Réf. de l'article	D	d	L	a	Z	IK	kg
MTED21-1-C16C-21	21	16	130	21	1	✓	0,278
MTED21-1-C16C-21-B	21	16	200	21	1	✓	0,545

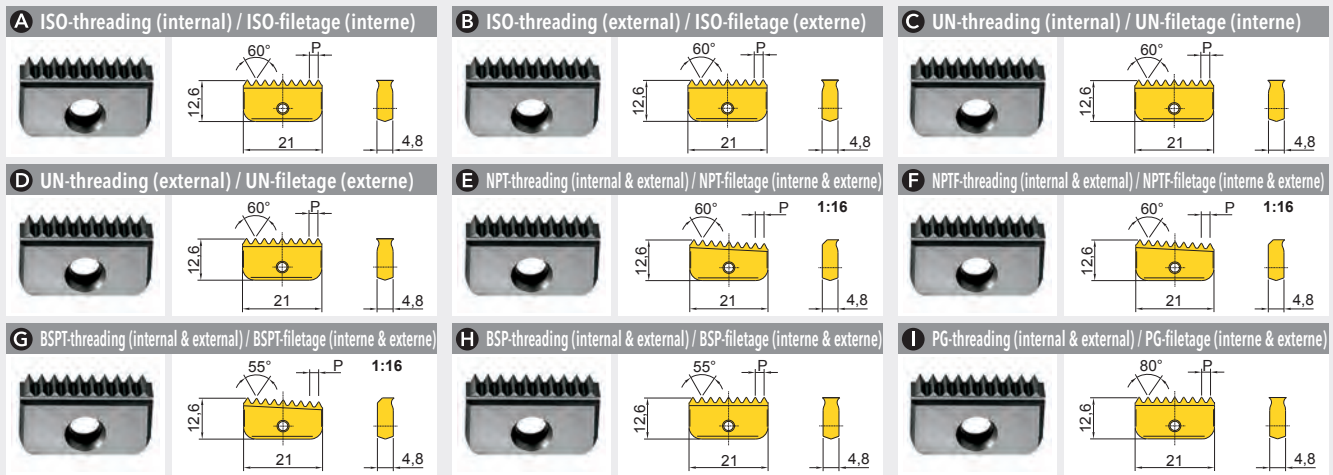
SPARE PARTS
 ACCESSOIRES



IS21 (5,2Nm)

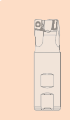
IK21

① = Insert screw / Vis de serrage ② = Screw driver / Tournevis



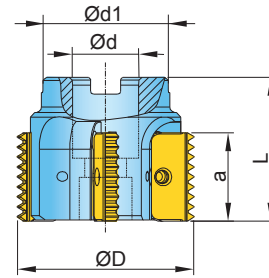
Designation Réf. de l'article	Pitch Pas	Grade Nuance	IN2005	Designation Réf. de l'article	Pitch Pas	Grade Nuance	IN2005
ISO-threading (internal) / ISO-filetage (interne)				UN-threading (internal) / UN-filetage (interne)			
LYEU21100IS-1	1	A	●	LYEU21240UN-X-1	24	D	●
LYEU21150IS-1	1,5	A	●	LYEU21200UN-X-1	20	D	●
LYEU21175IS-1	1,75	A	●	LYEU21180UN-X-1	18	D	●
LYEU21200IS-1	2	A	●	LYEU21160UN-X-1	16	D	●
LYEU21250IS-1	2,5	A	●	LYEU21140UN-X-1	14	D	●
LYEU21300IS-1	3	A	●	LYEU21120UN-X-1	12	D	●
LYEU21350IS-1	3,5	A	●	LYEU21100UN-X-1	10	D	●
ISO-threading (external) / ISO-filetage (externe)				NPT-threading (internal & external) / NPT-filetage (interne & externe)			
LYEU21100IS-X-1	1	B	●	LYEU21140NT-1	14	E	●
LYEU21150IS-X-1	1,5	B	●	LYEU21115NT-1	11,5	E	●
LYEU21200IS-X-1	2	B	●	NPTF-threading (internal & external) / NPTF-filetage (interne & externe)			
LYEU21250IS-X-1	2,5	B	●	LYEU21140NF-1	14	F	●
LYEU21300IS-X-1	3	B	●	LYEU21115NF-1	11,5	F	●
UN-threading (external) / UN-filetage (externe)				BSPT-threading (internal & external) / BSPT-filetage (interne & externe)			
LYEU21240UN-1	24	C	●	LYEU21140BT-1	14	G	●
LYEU21200UN-1	20	C	●	LYEU21110BT-1	11	G	●
LYEU21180UN-1	18	C	●	BSP-threading (internal & external) / BSP-filetage (interne & externe)			
LYEU21160UN-1	16	C	●	LYEU21200BW-1	20	H	●
LYEU21140UN-1	14	C	●	LYEU21190BW-1	19	H	●
LYEU21120UN-1	12	C	●	LYEU21160BW	16	H	●
LYEU21100UN-1	10	C	●	LYEU21140BW-1	14	H	●
LYEU21080UN-1	8	C	●	LYEU21110BW-1	11	H	●
LYEU21070UN-1	7	C	●	PG-threading (internal & external) / PG-filetage (interne & externe)			
UN-threading (external) / UN-filetage (externe)				LYEU21180PG-1	18	I	●
				LYEU21160PG-1	16	I	●

● = P ● = M ● = K ● = N ● = S ○ = H



RAPID THREAD™ THREADING SHELL MILL (A=21MM)
 FRAISE À FILETER (A=21MM)

ADAPTION ACC. TO DIN 8030
 ATTACHEMENT DIN 8030



Designation	D	d	d1	L	a	Z	kg
Réf. de l'article							
MTFD063-5-22-21	63	22	40	50	21	5	0,720

SPARE PARTS
 ACCESSOIRES

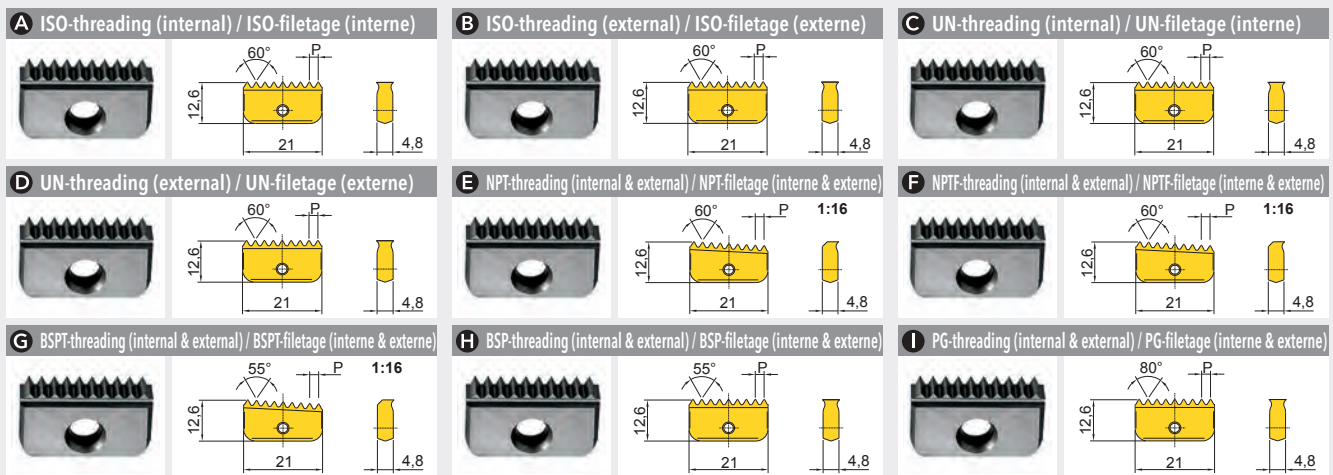


IS21 (5,2Nm)



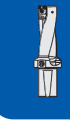
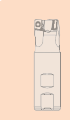
IK21

① = Insert screw / Vis de serrage ② = Screw driver / Tournevis



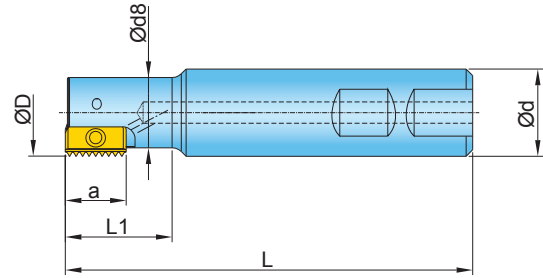
Designation Réf. de l'article	Pitch Pas	Grade Nuance	IN2005	Designation Réf. de l'article	Pitch Pas	Grade Nuance	IN2005
ISO-threading (internal) / ISO-filetage (interne)				UN-threading (internal) / UN-filetage (interne)			
L YE U 21 100 I S - 1	1	A	●	L YE U 21 240 U N - X - 1	24	D	●
L YE U 21 150 I S - 1	1,5	A	●	L YE U 21 200 U N - X - 1	20	D	●
L YE U 21 175 I S - 1	1,75	A	●	L YE U 21 180 U N - X - 1	18	D	●
L YE U 21 200 I S - 1	2	A	●	L YE U 21 160 U N - X - 1	16	D	●
L YE U 21 250 I S - 1	2,5	A	●	L YE U 21 140 U N - X - 1	14	D	●
L YE U 21 300 I S - 1	3	A	●	L YE U 21 120 U N - X - 1	12	D	●
L YE U 21 350 I S - 1	3,5	A	●	L YE U 21 100 U N - X - 1	10	D	●
ISO-threading (external) / ISO-filetage (externe)				NPT-threading (internal & external) / NPT-filetage (interne & externe)			
L YE U 21 100 I S - X - 1	1	B	●	L YE U 21 140 N T - 1	14	E	●
L YE U 21 150 I S - X - 1	1,5	B	●	L YE U 21 115 N T - 1	11,5	E	●
L YE U 21 200 I S - X - 1	2	B	●	NPTF-threading (internal & external) / NPTF-filetage (interne & externe)			
L YE U 21 250 I S - X - 1	2,5	B	●	L YE U 21 140 N F - 1	14	F	●
L YE U 21 300 I S - X - 1	3	B	●	L YE U 21 115 N F - 1	11,5	F	●
UN-threading (internal) / UN-filetage (interne)				BSPT-threading (internal & external) / BSPT-filetage (interne & externe)			
L YE U 21 240 U N - 1	24	C	●	L YE U 21 140 B T - 1	14	G	●
L YE U 21 200 U N - 1	20	C	●	L YE U 21 110 B T - 1	11	G	●
L YE U 21 180 U N - 1	18	C	●	BSP-threading (internal & external) / BSP-filetage (interne & externe)			
L YE U 21 160 U N - 1	16	C	●	L YE U 21 200 B W - 1	20	H	●
L YE U 21 140 U N - 1	14	C	●	L YE U 21 190 B W - 1	19	H	●
L YE U 21 120 U N - 1	12	C	●	L YE U 21 160 B W	16	H	●
L YE U 21 100 U N - 1	10	C	●	L YE U 21 140 B W - 1	14	H	●
L YE U 21 080 U N - 1	8	C	●	L YE U 21 110 B W - 1	11	H	●
L YE U 21 070 U N - 1	7	C	●	PG-threading (internal & external) / PG-filetage (interne & externe)			
UN-threading (external) / UN-filetage (externe)				L YE U 21 180 P G - 1	18	I	●
				L YE U 21 160 P G - 1	16	I	●



● = P ● = M ● = K ● = N ● = S ○ = H



RAPID THREAD™ THREADING END MILL (A=30MM) FRAISE À FILETER (A=30MM)

ADAPTION ACC. TO DIN 1835 B (WELDON)
ATTACHEMENT DIN 1835 B (WELDON)



Designation Réf. de l'article	D	d	d8	L	L1	a	Z		
MTED29-1-W25-30	29	25	23	110	50	30	1	✓	0,350
MTED31-1-W25-30	31	25	-	150	-	30	1	✓	0,520
MTED38-1-W32-30	38	32	-	150	-	30	1	✓	0,890
MTED40-2-W32-30	40	32	30	130	70	30	2	✓	0,690

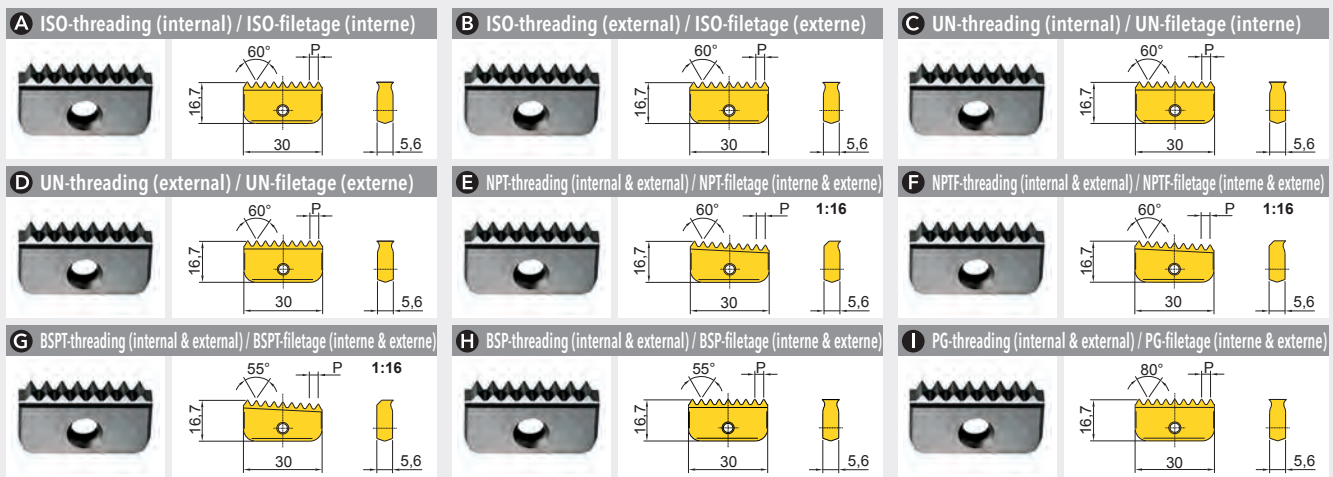
SPARE PARTS
ACCESSOIRES



IS30 (10,0Nm)

IK30

① = Insert screw / Vis de serrage ② = Screw driver / Tournevis

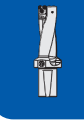
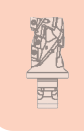
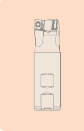


Designation	Pitch	Grade	IN2005	Designation	Pitch	Grade	IN2005
Réf. de l'article	Pas	Nuance		Réf. de l'article	Pas	Nuance	

ISO-threading (internal) / ISO-filetage (interne)			
L YEU30150IS-1	1,5	A	●●●●
L YEU30200IS-1	2	A	●●●●
L YEU30300IS-1	3	A	●●●●
L YEU30350IS-1	3,5	A	●●●●
L YEU30400IS-1	4	A	●●●●
L YEU30450IS-1	4,5	A	●●●●
L YEU30500IS-1	5	A	●●●●
ISO-threading (external) / ISO-filetage (externe)			
L YEU30150IS-X-1	1,5	B	●●●●
L YEU30200IS-X-1	2	B	●●●●
L YEU30300IS-X-1	3	B	●●●●
L YEU30350IS-X-1	3,5	B	●●●●
L YEU30400IS-X-1	4	B	●●●●
UN-threading (internal) / UN-filetage (interne)			
L YEU30200UN-1	20	C	●●●●
L YEU30180UN-1	18	C	●●●●
L YEU30160UN-1	16	C	●●●●
L YEU30140UN-1	14	C	●●●●
L YEU30120UN-1	12	C	●●●●
L YEU30100UN-1	10	C	●●●●
L YEU30080UN-1	8	C	●●●●
L YEU30060UN-1	6	C	●●●●

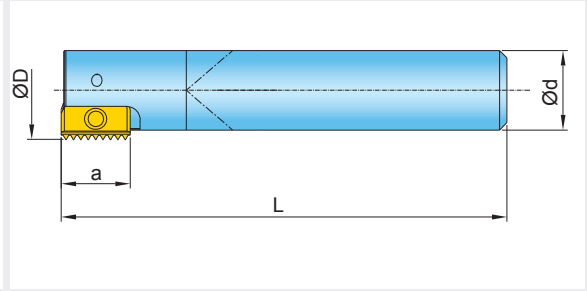
UN-threading (external) / UN-filetage (externe)			
L YEU30200UN-X-1	20	D	●●●●
L YEU30180UN-X-1	18	D	●●●●
L YEU30160UN-X-1	16	D	●●●●
L YEU30140UN-X-1	14	D	●●●●
L YEU30120UN-X-1	12	D	●●●●
L YEU30100UN-X-1	10	D	●●●●
L YEU30080UN-X-1	8	D	●●●●
L YEU30060UN-X-1	6	D	●●●●
NPT-threading (internal & external) / NPT-filetage (interne & externe)			
L YEU30115NT-1	11,5	E	●●●●
L YEU30080NT-1	8	E	●●●●
NPTF-threading (internal & external) / NPTF-filetage (interne & externe)			
L YEU30115NF-1	11,5	F	●●●●
L YEU30080NF-1	8	F	●●●●
BSPT-threading (internal & external) / BSPT-filetage (interne & externe)			
L YEU30110BT-1	11	G	●●●●
BSP-threading (internal & external) / BSP-filetage (interne & externe)			
L YEU30160BW-1	16	H	●●●●
L YEU30140BW-1	14	H	●●●●
L YEU30110BW-1	11	H	●●●●
PG-threading (internal & external) / PG-filetage (interne & externe)			
L YEU30160PG-1	16	I	●●●●

● = P ● = M ● = K ● = N ● = S ○ = H



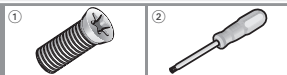
RAPID THREAD™ THREADING END MILL (A=30MM CARBIDE SHANK)
 FRAISE À FILETER (A=30MM CORPS CARBURE)

ADAPTION ACC. TO DIN 1835 A
 ATTACHEMENT DIN 1835 A



Designation	D	d	L	a	Z		
Réf. de l'article							
MTED27-1-C20C-30	27	20	270	30	1	✓	1,075

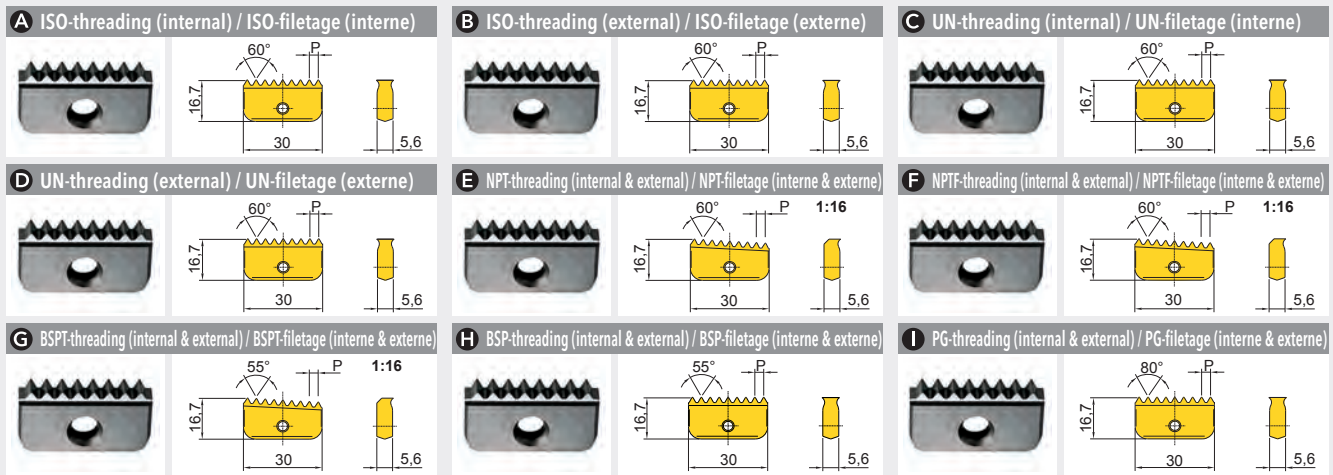
SPARE PARTS
 ACCESSOIRES



IS30 (10,0Nm)

IK30

① = Insert screw / Vis de serrage ② = Screw driver / Tournevis

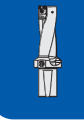
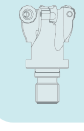
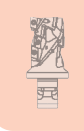
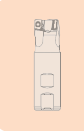


Designation	Pitch	Grade	IN2005	Designation	Pitch	Grade	IN2005
Réf. de l'article	Pas	Nuance		Réf. de l'article	Pas	Nuance	

ISO-threading (internal) / ISO-filetage (interne)			
L YEU30150IS-1	1,5	A	●●●●
L YEU30200IS-1	2	A	●●●●
L YEU30300IS-1	3	A	●●●●
L YEU30350IS-1	3,5	A	●●●●
L YEU30400IS-1	4	A	●●●●
L YEU30450IS-1	4,5	A	●●●●
L YEU30500IS-1	5	A	●●●●
ISO-threading (external) / ISO-filetage (externe)			
L YEU30150IS-X-1	1,5	B	●●●●
L YEU30200IS-X-1	2	B	●●●●
L YEU30300IS-X-1	3	B	●●●●
L YEU30350IS-X-1	3,5	B	●●●●
L YEU30400IS-X-1	4	B	●●●●
UN-threading (internal) / UN-filetage (interne)			
L YEU30200UN-1	20	C	●●●●
L YEU30180UN-1	18	C	●●●●
L YEU30160UN-1	16	C	●●●●
L YEU30140UN-1	14	C	●●●●
L YEU30120UN-1	12	C	●●●●
L YEU30100UN-1	10	C	●●●●
L YEU30080UN-1	8	C	●●●●
L YEU30060UN-1	6	C	●●●●

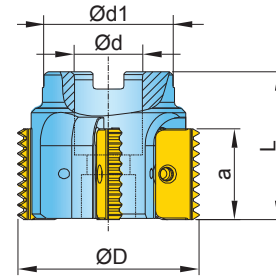
UN-threading (external) / UN-filetage (externe)			
L YEU30200UN-X-1	20	D	●●●●
L YEU30180UN-X-1	18	D	●●●●
L YEU30160UN-X-1	16	D	●●●●
L YEU30140UN-X-1	14	D	●●●●
L YEU30120UN-X-1	12	D	●●●●
L YEU30100UN-X-1	10	D	●●●●
L YEU30080UN-X-1	8	D	●●●●
L YEU30060UN-X-1	6	D	●●●●
NPT-threading (internal & external) / NPT-filetage (interne & externe)			
L YEU30115NT-1	11,5	E	●●●●
L YEU30080NT-1	8	E	●●●●
NPTF-threading (internal & external) / NPTF-filetage (interne & externe)			
L YEU30115NF-1	11,5	F	●●●●
L YEU30080NF-1	8	F	●●●●
BSPT-threading (internal & external) / BSPT-filetage (interne & externe)			
L YEU30110BT-1	11	G	●●●●
BSP-threading (internal & external) / BSP-filetage (interne & externe)			
L YEU30160BW-1	16	H	●●●●
L YEU30140BW-1	14	H	●●●●
L YEU30110BW-1	11	H	●●●●
PG-threading (internal & external) / PG-filetage (interne & externe)			
L YEU30160PG-1	16	I	●●●●

● = P ● = M ● = K ● = N ● = S ○ = H



RAPID THREAD™ THREADING SHELL MILL (A=30MM) FRAISE À FILETER (A=30MM)

ADAPTION ACC. TO DIN 8030
ATTACHEMENT DIN 8030



Designation Réf. de l'article	D	d	d1	L	a	Z	kg
MTFD063-4-22-30	63	22	55	50	30	4	0,675
MTFD080-4-27-30	80	27	58	55	30	4	1,220
MTFD100-4-32-30	100	32	66	60	30	4	2,160

SPARE PARTS
ACCESSOIRES

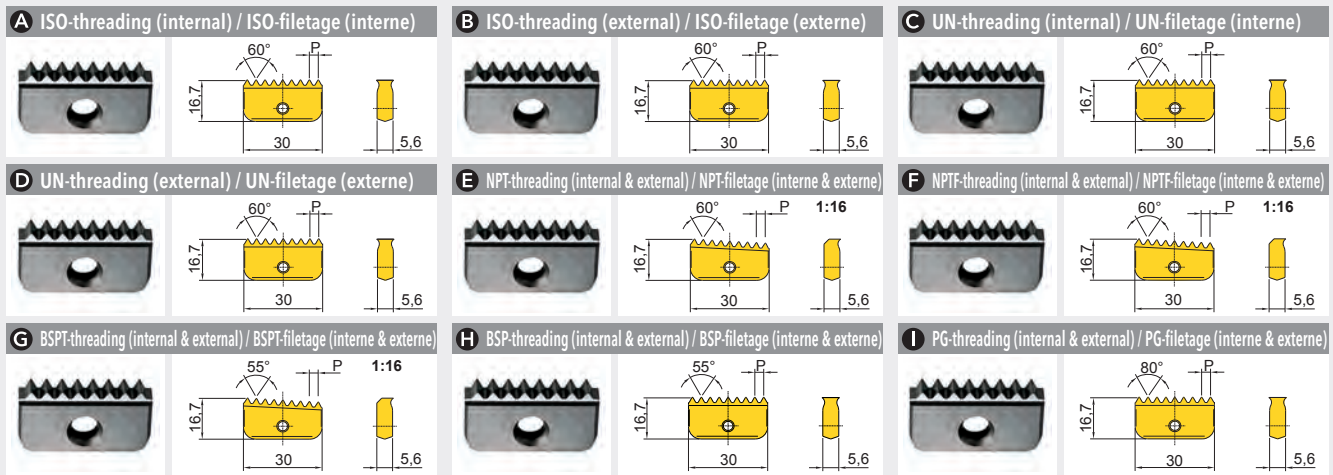


IS30 (10,0Nm)



IK30

① = Insert screw / Vis de serrage ② = Screw driver / Tournevis

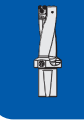
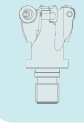
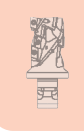
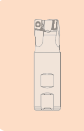


Designation	Pitch	Grade	IN2005	Designation	Pitch	Grade	IN2005
Réf. de l'article	Pas	Nuance		Réf. de l'article	Pas	Nuance	

ISO-threading (internal) / ISO-filetage (interne)			
L YEU30150IS-1	1,5	A	●●●●
L YEU30200IS-1	2	A	●●●●
L YEU30300IS-1	3	A	●●●●
L YEU30350IS-1	3,5	A	●●●●
L YEU30400IS-1	4	A	●●●●
L YEU30450IS-1	4,5	A	●●●●
L YEU30500IS-1	5	A	●●●●
ISO-threading (external) / ISO-filetage (externe)			
L YEU30150IS-X-1	1,5	B	●●●●
L YEU30200IS-X-1	2	B	●●●●
L YEU30300IS-X-1	3	B	●●●●
L YEU30350IS-X-1	3,5	B	●●●●
L YEU30400IS-X-1	4	B	●●●●
UN-threading (internal) / UN-filetage (interne)			
L YEU30200UN-1	20	C	●●●●
L YEU30180UN-1	18	C	●●●●
L YEU30160UN-1	16	C	●●●●
L YEU30140UN-1	14	C	●●●●
L YEU30120UN-1	12	C	●●●●
L YEU30100UN-1	10	C	●●●●
L YEU30080UN-1	8	C	●●●●
L YEU30060UN-1	6	C	●●●●

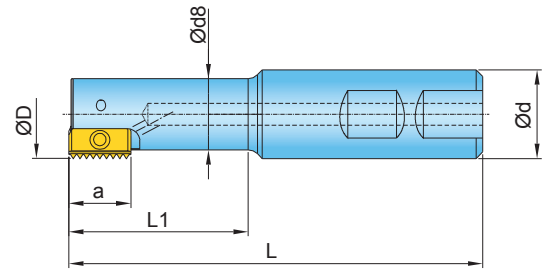
UN-threading (external) / UN-filetage (externe)			
L YEU30200UN-X-1	20	D	●●●●
L YEU30180UN-X-1	18	D	●●●●
L YEU30160UN-X-1	16	D	●●●●
L YEU30140UN-X-1	14	D	●●●●
L YEU30120UN-X-1	12	D	●●●●
L YEU30100UN-X-1	10	D	●●●●
L YEU30080UN-X-1	8	D	●●●●
L YEU30060UN-X-1	6	D	●●●●
NPT-threading (internal & external) / NPT-filetage (interne & externe)			
L YEU30115NT-1	11,5	E	●●●●
L YEU30080NT-1	8	E	●●●●
NPTF-threading (internal & external) / NPTF-filetage (interne & externe)			
L YEU30115NF-1	11,5	F	●●●●
L YEU30080NF-1	8	F	●●●●
BSPT-threading (internal & external) / BSPT-filetage (interne & externe)			
L YEU30110BT-1	11	G	●●●●
BSP-threading (internal & external) / BSP-filetage (interne & externe)			
L YEU30160BW-1	16	H	●●●●
L YEU30140BW-1	14	H	●●●●
L YEU30110BW-1	11	H	●●●●
PG-threading (internal & external) / PG-filetage (interne & externe)			
L YEU30160PG-1	16	I	●●●●



● = P ● = M ● = K ● = N ● = S ○ = H



RAPID THREAD™ THREADING END MILL (A=40MM) FRAISE A FILETER (A=40MM)

ADAPTION ACC. TO DIN 1835 B (WELDON)
ATTACHEMENT DIN 1835 B (WELDON)



Designation Réf. de l'article	D	d	d8	L	L1	a	Z		 kg
MTED48-1-W40-40	48	40	35	153	78	40	1	✓	1,200
MTED50-2-W40-40	50	40	38	153	78	40	2	✓	1,215

SPARE PARTS
ACCESSOIRES

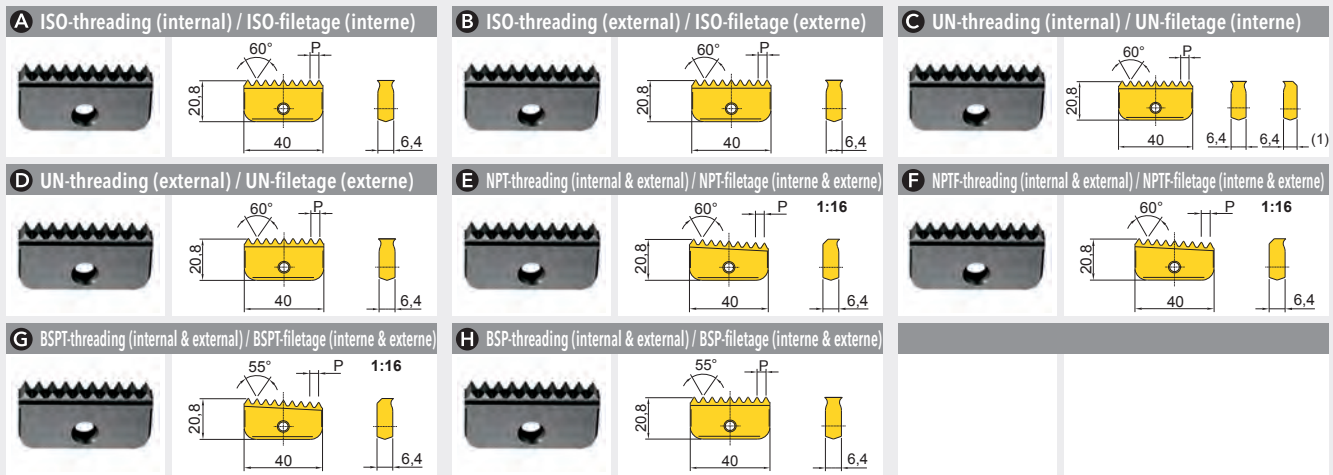


IS40 (10,0Nm)



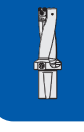
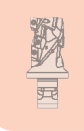
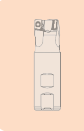
IK40

① = Insert screw / Vis de serrage ② = Screw driver / Tournevis



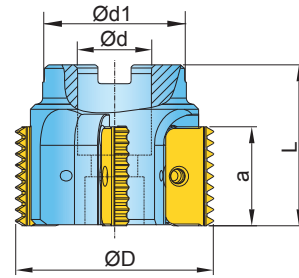
Designation Réf. de l'article	Pitch Pas	Grade Nuance	IN2005	Designation Réf. de l'article	Pitch Pas	Grade Nuance	IN2005
ISO-threading (internal) / ISO-filetage (interne)				UN-threading (internal) / UN-filetage (interne)			
LYEU40150IS-1	1,5	A	●	LYEU40080UN-1	8	C	●
LYEU40200IS-1	2	A	●	LYEU40060UN-1	6	C	●
LYEU40300IS-1	3	A	●	LYEU40045UN-1	4,5	C	●
LYEU40350IS-1	3,5	A	●	LYEU40040UN-1	4	C	●
LYEU40400IS-1	4	A	●	UN-threading (external) / UN-filetage (externe)			
LYEU40450IS-1	4,5	A	●	LYEU40160UN-X-1	16	D	●
LYEU40500IS-1	5	A	●	LYEU40140UN-X-1	14	D	●
LYEU40550IS-1	5,5	A	●	LYEU40120UN-X-1	12	D	●
LYEU40600IS-1	6	A	●	LYEU40100UN-X-1	10	D	●
ISO-threading (external) / ISO-filetage (externe)				LYEU40080UN-X-1	8	D	●
LYEU40150IS-X-1	1,5	B	●	LYEU40060UN-X-1	6	D	●
LYEU40200IS-X-1	2	B	●	NPT-threading (internal & external) / NPT-filetage (interne & externe)			
LYEU40300IS-X-1	3	B	●	LYEU40115NT-1	11,5	E	●
LYEU40400IS-X-1	4	B	●	LYEU40080NT-1	8	E	●
LYEU40500IS-X-1	5	B	●	NPTF-threading (internal & external) / NPTF-filetage (interne & externe)			
LYEU40600IS-X-1	6	B	●	LYEU40115NF	11,5	F	●
UN-threading (internal) / UN-filetage (interne)				LYEU40080NF-1	8	F	●
LYEU40160UN-1	16	C	●	BSPT-threading (internal & external) / BSPT-filetage (interne & externe)			
LYEU40140UN-1	14	C	●	LYEU40110BT-1	11	G	●
LYEU40120UN-1	12	C	●	BSP-threading (internal & external) / BSP-filetage (interne & externe)			
LYEU40100UN-1	10	C	●	LYEU40110BW-1	11	H	●
				LYEU40080BW-1	8	H	●

● = P ● = M ● = K ● = N ● = S ○ = H



RAPID THREAD™ THREADING SHELL MILL (A=40MM)
 FRAISE À FILETER (A=40MM)

ADAPTION ACC. TO DIN 8030
 ATTACHEMENT DIN 8030



Designation Réf. de l'article	D	d	d1	L	a	Z	kg
MTFD080-4-27-40	80	27	58	65	40	4	1,290
MTFD100-4-32-40	100	32	66	70	40	4	1,215

SPARE PARTS
 ACCESSOIRES

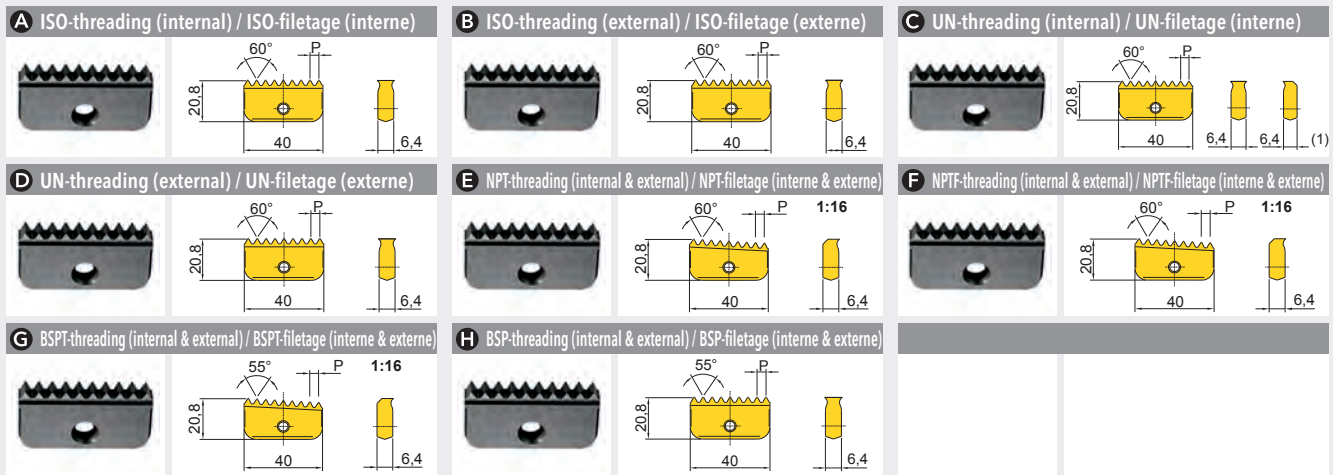


IS40 (10,0Nm)



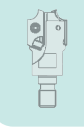
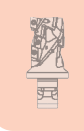
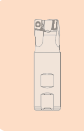
IK40

① = Insert screw / Vis de serrage ② = Screw driver / Tournevis



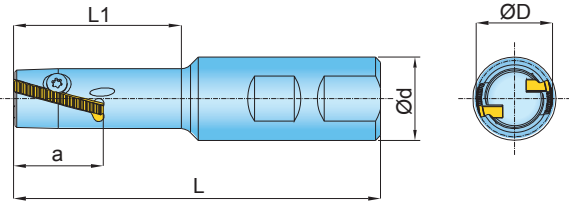
Designation Réf. de l'article	Pitch Pas	Grade Nuance	IN2005	Designation Réf. de l'article	Pitch Pas	Grade Nuance	IN2005
ISO-threading (internal) / ISO-filetage (interne)				UN-threading (internal) / UN-filetage (interne)			
LYEU40150IS-1	1,5	A	●	LYEU40080UN-1	8	C	●
LYEU40200IS-1	2	A	●	LYEU40060UN-1	6	C	●
LYEU40300IS-1	3	A	●	LYEU40045UN-1	4,5	C	●
LYEU40350IS-1	3,5	A	●	LYEU40040UN-1	4	C	●
LYEU40400IS-1	4	A	●	UN-threading (external) / UN-filetage (externe)			
LYEU40450IS-1	4,5	A	●	LYEU40160UN-X-1	16	D	●
LYEU40500IS-1	5	A	●	LYEU40140UN-X-1	14	D	●
LYEU40550IS-1	5,5	A	●	LYEU40120UN-X-1	12	D	●
LYEU40600IS-1	6	A	●	LYEU40100UN-X-1	10	D	●
ISO-threading (external) / ISO-filetage (externe)				LYEU40080UN-X-1	8	D	●
LYEU40150IS-X-1	1,5	B	●	LYEU40060UN-X-1	6	D	●
LYEU40200IS-X-1	2	B	●	NPT-threading (internal & external) / NPT-filetage (interne & externe)			
LYEU40300IS-X-1	3	B	●	LYEU40115NT-1	11,5	E	●
LYEU40400IS-X-1	4	B	●	LYEU40080NT-1	8	E	●
LYEU40500IS-X-1	5	B	●	NPTF-threading (internal & external) / NPTF-filetage (interne & externe)			
LYEU40600IS-X-1	6	B	●	LYEU40115NF	11,5	F	●
UN-threading (internal) / UN-filetage (interne)				LYEU40080NF-1	8	F	●
LYEU40160UN-1	16	C	●	BSPT-threading (internal & external) / BSPT-filetage (interne & externe)			
LYEU40140UN-1	14	C	●	LYEU40110BT-1	11	G	●
LYEU40120UN-1	12	C	●	BSP-threading (internal & external) / BSP-filetage (interne & externe)			
LYEU40100UN-1	10	C	●	LYEU40110BW-1	11	H	●
				LYEU40080BW-1	8	H	●

● = P ● = M ● = K ● = N ● = S ○ = H



RAPID THREAD™ THREADING END MILL (A=23MM)
 FRAISE À FILETER (A=23MM)

ADAPTION ACC. TO DIN 1835 B (WELDON)
 ATTACHEMENT DIN 1835 B (WELDON)



Designation Réf. de l'article	D	d	L	L1	a	Z	kg
22Y3Q023054W5R00	23	25	110	50	23	2	0,276

SPARE PARTS
 ACCESSOIRES

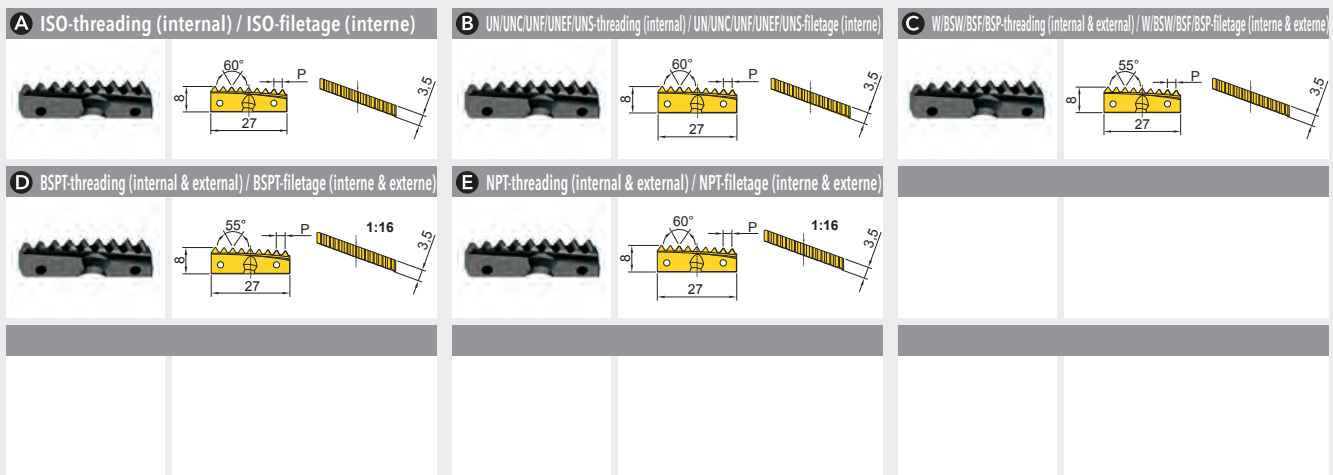


IS23 (5,2Nm)



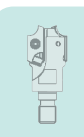
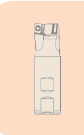
IK21

① = Insert screw / Vis de serrage ② = Screw driver / Tournevis



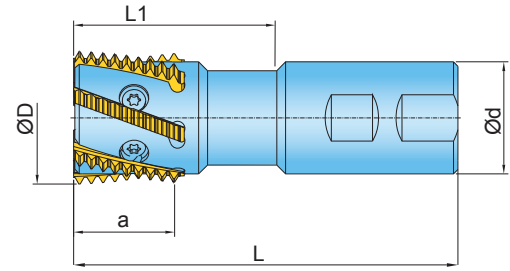
Designation Réf. de l'article	Pitch Pas	Grade Nuance	IN2005			Designation Réf. de l'article	Pitch Pas	Grade Nuance	IN2005		
ISO-threading (internal) / ISO-filetage (interne)						LYER27120UN					
LYER27100IS	1	A				LYER27080UN	8	B			
LYER27150IS	1,5	A				W/BSW/BSF/BSP-threading (internal & external) / W/BSW/BSF/BSP-filetage (interne & externe)					
LYER27200IS	2	A				LYER27110BW	11	C			
LYER27300IS	3	A				BSPT-threading (internal & external) / BSPT-filetage (interne & externe)					
UN/UNC/UNF/UNEF/UNS-threading (internal) / UN/UNC/UNF/UNEF/UNS-filetage (interne)						LYER27110BT	11	D			
LYER27240UN	24	B				NPT-threading (internal & external) / NPT-filetage (interne & externe)					
LYER27160UN	16	B				LYER27115NT	11,5	E			

● = P ● = M ● = K ● = N ● = S ○ = H



RAPID THREAD™ THREADING END MILL (A=32MM)
 FRAISE À FILETER (A=32MM)

ADAPTION ACC. TO DIN 1835 B (WELDON)
 ATTACHEMENT DIN 1835 B (WELDON)



Designation	D	d	L	L1	a	Z	kg
Réf. de l'article							
22Y3R032070W6R00	32	32	130	60	32	5	0,611

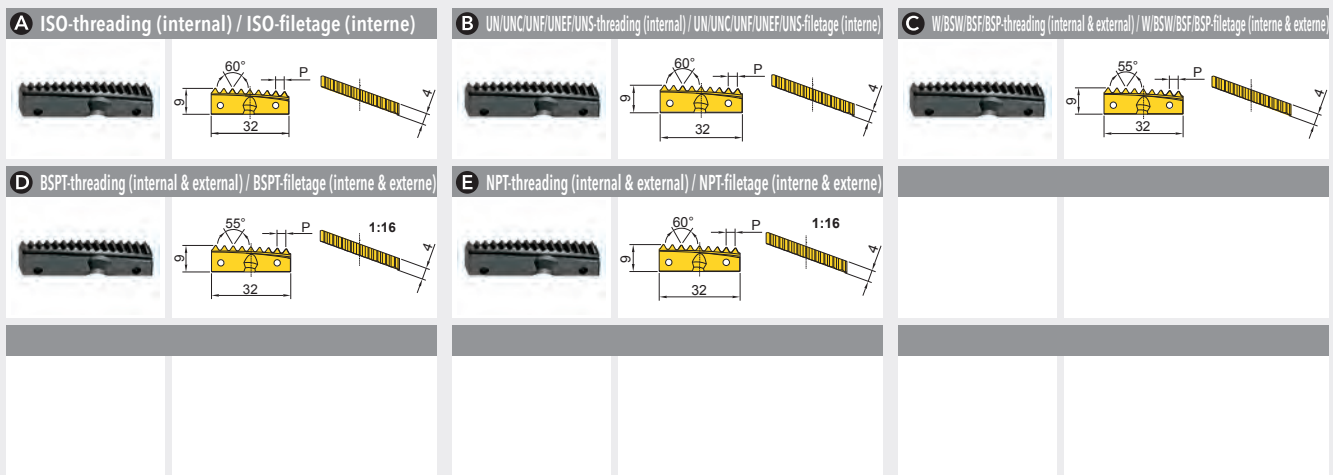
SPARE PARTS
 ACCESSOIRES



IS32 (10,0Nm)

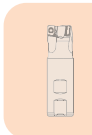
IK22

① = Insert screw / Vis de serrage ② = Screw driver / Tournevis



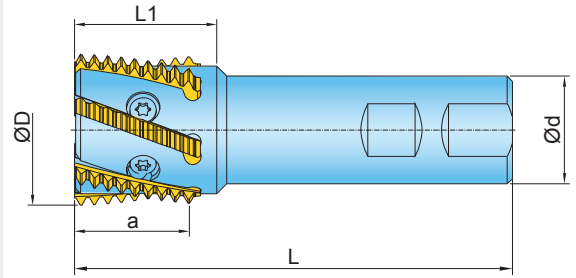
Designation Réf. de l'article	Pitch Pas	Grade Nuance	IN2005	Designation Réf. de l'article	Pitch Pas	Grade Nuance	IN2005
ISO-threading (internal) / ISO-filetage (interne)				LYER32080UN			
LYER32150IS	1,5	A		LYER32060UN	6	B	
LYER32200IS	2	A		W/BSW/BSF/BSP-threading (internal & external) / W/BSW/BSF/BSP-filetage (interne & externe)			
LYER32300IS	3	A		LYER32110BW	11	C	
LYER32400IS	4	A		BSPT-threading (internal & external) / BSPT-filetage (interne & externe)			
UN/UNC/UNF/UNEF/UNS-threading (internal) / UN/UNC/UNF/UNEF/UNS-filetage (interne)				LYER32110BT	11	D	
LYER32160UN	16	B		NPT-threading (internal & external) / NPT-filetage (interne & externe)			
LYER32120UN	12	B		LYER32115NT	11,5	E	

● = P ● = M ● = K ● = N ● = S ○ = H



RAPID THREAD™ THREADING END MILL (A=37MM)
 FRAISE À FILETER (A=37MM)

ADAPTION ACC. TO DIN 1835 B (WELDON)
 ATTACHEMENT DIN 1835 B (WELDON)



Designation	D	d	L	L1	a	Z	kg
Réf. de l'article							
22Y3S045070W6R00	45	32	130	40	37	6	0,880

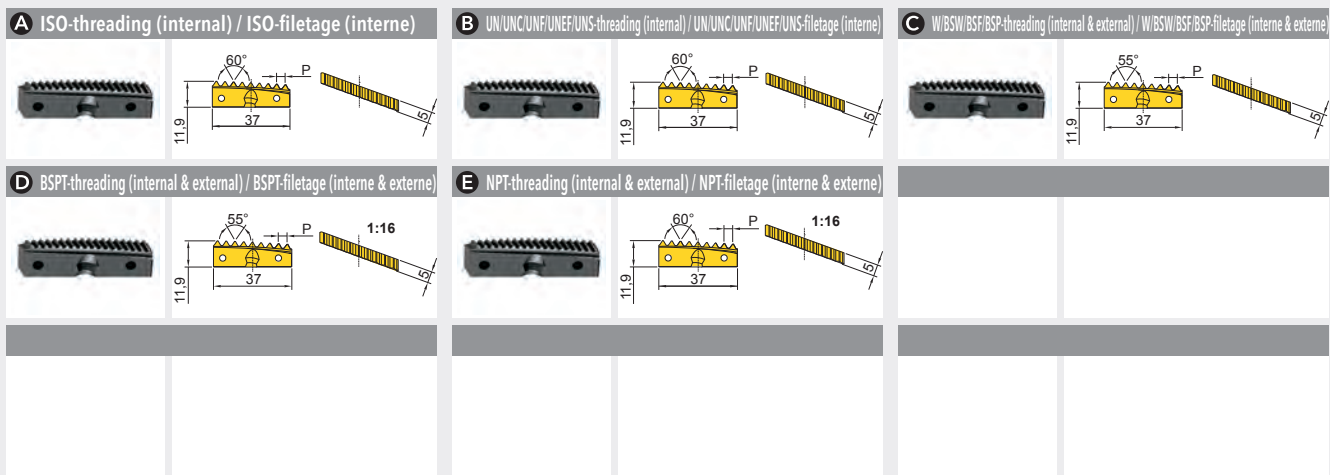
SPARE PARTS
 ACCESSOIRES



IS45 (10,0Nm)

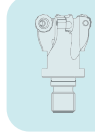
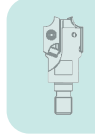
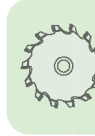
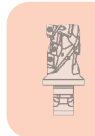
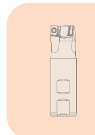
IK40

① = Insert screw / Vis de serrage ② = Screw driver / Tournevis



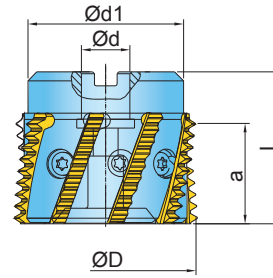
Designation Réf. de l'article	Pitch Pas	Grade Nuance	IN2005	Designation Réf. de l'article	Pitch Pas	Grade Nuance	IN2005
ISO-threading (internal) / ISO-filetage (interne)				LYER37080UN			
LYER37150IS	1,5	A		LYER37060UN	6	B	
LYER37200IS	2	A		W/BSW/BSF/BSP-threading (internal & external) / W/BSW/BSF/BSP-filetage (interne & externe)			
LYER37300IS	3	A		LYER37110BW	11	C	
LYER37400IS	4	A		BSPT-threading (internal & external) / BSPT-filetage (interne & externe)			
UN/UNC/UNF/UNEF/UNS-threading (internal) / UN/UNC/UNF/UNEF/UNS-filetage (interne)				LYER37110BT	11	D	
LYER37160UN	16	B		NPT-threading (internal & external) / NPT-filetage (interne & externe)			
LYER37120UN	12	B		LYER37115NT	11,5	E	

● = P ● = M ● = K ● = N ● = S ○ = H




RAPID THREAD™ THREADING SHELL MILL (A=38MM)
 FRAISE À FILETER (A=38MM)

ADAPTION ACC. TO DIN 8030
 ATTACHEMENT DIN 8030

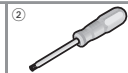


Designation Réf. de l'article	D	d	d1	L	a	Z	kg
22Y3T063050F1R00	63	22	55	50	38	9	2,240

SPARE PARTS
 ACCESSOIRES

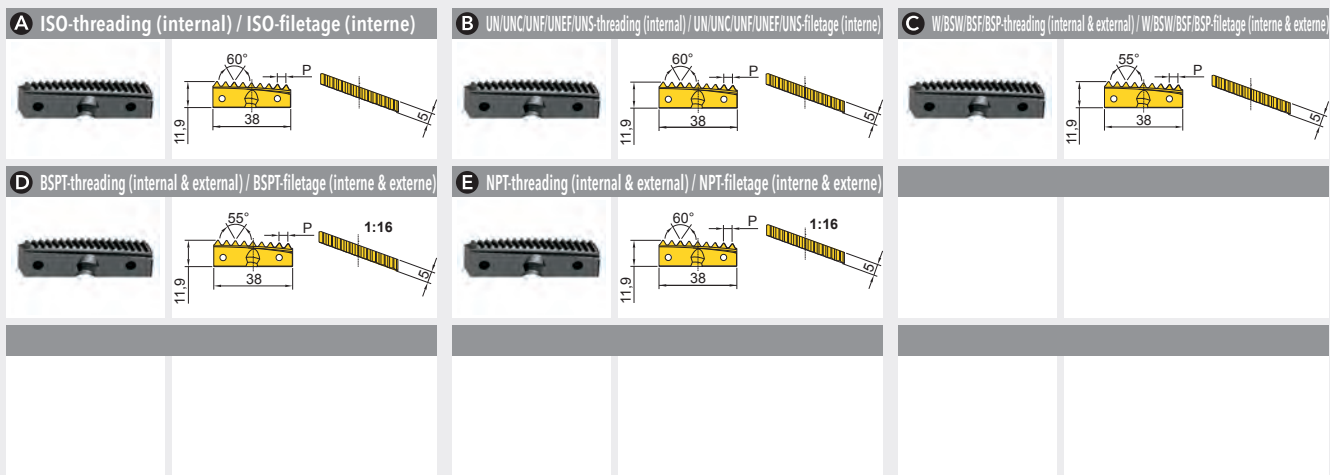


IS63 (10,0Nm)



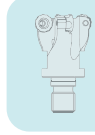
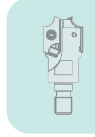
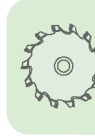
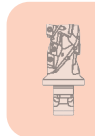
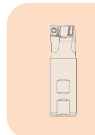
IK40

① = Insert screw / Vis de serrage ② = Screw driver / Tournevis



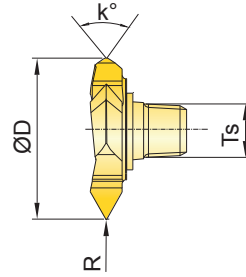
Designation Réf. de l'article	Pitch Pas	Grade Nuance	IN2005			Designation Réf. de l'article	Pitch Pas	Grade Nuance	IN2005		
ISO-threading (internal) / ISO-filetage (interne)						LYER38080UN					
LYER38150IS	1,5	A				LYER38060UN	6	B			
LYER38200IS	2	A				W/BSW/BSF/BSP-threading (internal & external) / W/BSW/BSF/BSP-filetage (interne & externe)					
LYER38300IS	3	A				LYER38110BW	11	C			
LYER38400IS	4	A				BSPT-threading (internal & external) / BSPT-filetage (interne & externe)					
UN/UNC/UNF/UNEF/UNS-threading (internal) / UN/UNC/UNF/UNEF/UNS-filetage (interne)						LYER38110BT					
LYER38160UN	16	B				NPT-threading (internal & external) / NPT-filetage (interne & externe)					
LYER38120UN	12	B				LYER38115NT	11,5	E			

● = P ● = M ● = K ● = N ● = S ○ = H



CHIP SURFER™ THREADING CUTTER 55° / 60°
FRAISE À FILETER 55° / 60°

FOR EXCHANGEABLE HEAD SYSTEM
 POUR SYSTEME DE TETES INTERCHANGEABLES




Grade / Nuance
IN1530

P
 M
 K
 N_(K)
 S_(M)
 H_(PK)

D ±0,03



+ Preferred choice / Premier choix ○ Second choice / Second choix

Designation Réf. de l'article	D	D min.	κ	R	Ts	TPI	P	Fine pitch. Ø	BSP	Z	kg	^① 
16Y15705T6RP60¹⁾	15,7	20	60	-	T6	-	0,5 - 2	≥ M20	-	3	0,006	WS-0035
16Y15715T6RP60¹⁾	15,7	20	60	0,05	T6	-	1,5 - 2	≥ M22	-	3	0,006	WS-0035
17Y21730T8RP60¹⁾	21,7	31	60	0,2	T8	-	3 - 4,5	≥ M36	-	4	0,017	WS-0036
17Y21714T8RP55	21,7	24,2	55	0,2	T8	11 - 14	-	-	G ≥ 3/4	4	0,015	WS-0036

¹⁾ only for internal threading / Seulement pour filetage interne

^① = Wrench / Clé de serrage

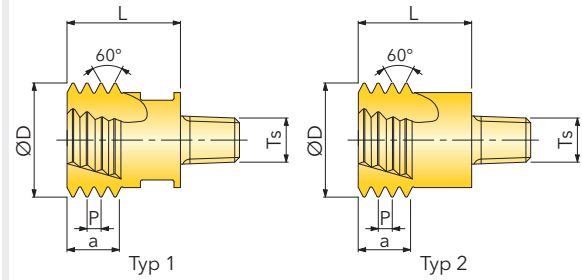
FOR EXCHANGEABLE HEAD SYSTEM
 POUR SYSTEME DE TETES INTERCHANGEABLES



Typ 1



Typ 2



Grade / Nuance

P	M	K	N _(K)	S _(M)	H _(PK)
+	+	+	○	+	○

IN2005

⊕ Preferred choice / Premier choix ○ Second choice / Second choix

Designation Réf. de l'article	D	L	a	Ts	P	Std. pitch	Fine pitch. Ø	Typ	Z	kg	^①
47Y075ISTQRA13	10	12,75	6	T5	0,75	-	≥ 12	1	4	0,010	WS-0043
47Y100ISTQRA13	10	12,75	6	T5	1	-	≥ 12	1	4	0,004	WS-0043
47Y150ISTQRA13	10	12,75	6	T5	1,5	-	≥ 14	1	4	0,010	WS-0043
47Y150IST6RA17-T	12	17,05	9	T6	1,5	-	≥ 16	2	4	0,020	DS-T25T
48Y150IST8RA21-T	16	20,85	12	T8	1,5	-	≥ 20	2	6	0,001	DS-T20T
47Y200IST6RA17-T	12	17,05	10	T6	2	M16	≥ 17	2	4	0,019	DS-T25T
47Y200IST8RA21-T	16	20,85	12	T8	2	-	≥ 19	2	5	0,040	DS-T30T
47Y250IST8RA20-T	15,4	20,85	12,5	T8	2,5	M20	≥ 22	2	5	0,038	DS-T30T
46Y300IST8RA21-T	16	20,85	12	T8	3	M24	≥ 25	2	3	0,008	DS-T30T

① = Wrench / Clé de serrage

CHIP SURFER™ THREADING CUTTER UNC / UNF / UNEF TYPE FRAISE À FILETER TYPE UNC / UNF / UNEF

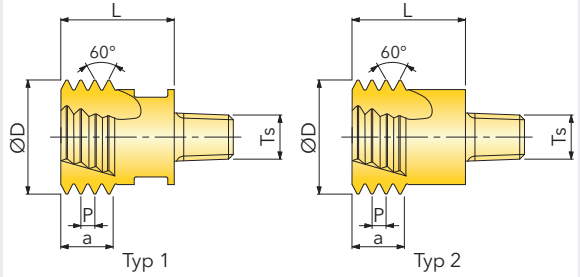
FOR EXCHANGEABLE HEAD SYSTEM
POUR SYSTEME DE TETES INTERCHANGEABLES



Typ 1



Typ 2



Grade / Nuance	P	M	K	N _(K)	S _(M)	H _(PK)
IN2005	+	+	+	○	+	○

+ Preferred choice / Premier choix ○ Second choice / Second choix

Designation Réf. de l'article	D	L	a	Ts	TPI	UNC	UNF	UNEF	Typ	Z	kg	①
47Y-24UNTQRA13	10	12,75	5,3	T5	24	-	-	9/16 - 5/8	1	4	0,010	WS-0043
47Y-20UNTQRA13	10	12,75	5,1	T5	20	-	1/2	-	1	4	0,010	WS-0043
47Y-18UNTQRA13	10	12,75	5,6	T5	18	-	9/16 - 5/8	1 1/8 - 1 5/8	1	4	0,010	WS-0043
47Y-16UNT6RA17-T	12	14,30	8,0	T6	16	-	3/4	-	2	4	0,019	DS-T25T
47Y-14UNT8RA21-T	16	20,85	12,7	T8	14	-	7/8	-	2	5	0,063	DS-T30T
47Y-12UNT8RA21-T	16	20,85	12,7	T8	12	-	1 - 1 1/2	-	2	5	0,041	DS-T30T
47Y-10UNT8RA21-T	15,3	20,85	12,7	T8	10	3/4	-	-	2	4	0,037	DS-T30T
46Y-09UNT8RA21-T	16	20,85	11,3	T8	9	7/8	-	-	2	3	0,063	DS-T30T

① = Wrench / Clé de serrage

CHIP SURFER™ THREADING CUTTER W TYPE FRAISE À FILETER TYPE W

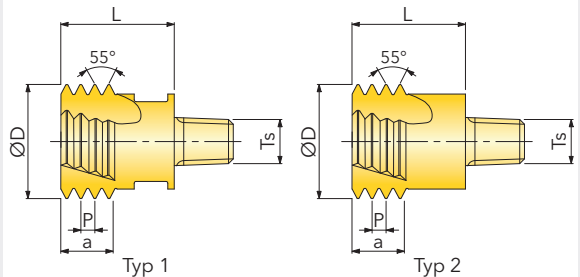
FOR EXCHANGEABLE HEAD SYSTEM
POUR SYSTEME DE TETES INTERCHANGEABLES



Typ 1



Typ 2



Grade / Nuance	P	M	K	N _(K)	S _(M)	H _(PK)
IN2005	+	+	+	○	+	○

+ Preferred choice / Premier choix ○ Second choice / Second choix

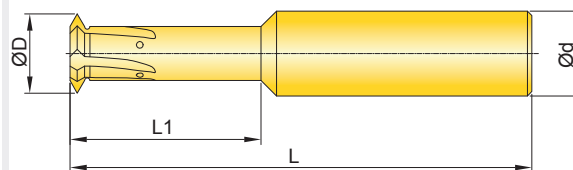
Designation Réf. de l'article	D	L	a	Ts	TPI	BSP	Typ	Z	kg	①
47Y-19WTQRA13	10	12,75	5,3	T5	19	G1/4 - 3/8	1	4	0,010	WS-0043
47Y-14WT8RA21-T	16	19,00	12,7	T8	14	G1/2 - 7/8	2	4	0,063	DS-T30T
47Y-11WT8RA21-T	16	19,00	11,6	T8	11	G ≥ 1	2	4	0,040	DS-T30T

① = Wrench / Clé de serrage

RAPID THREAD™ THREADING CUTTER 60°

FRAISE À FILETER 60°

ADAPTION ACC. TO DIN 6535 HA
ATTACHEMENT DIN 6535 HA



Grade / Nuance

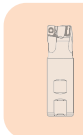
P	M	K	N _(K)	S _(M)	H _(PK)
+	+	+	○	+	○

D h6

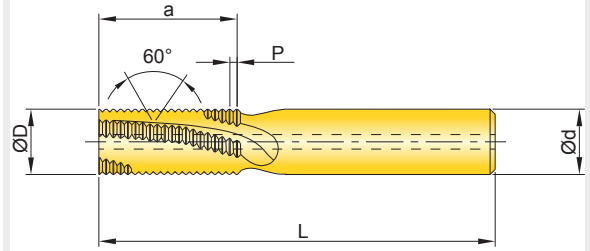
IN2205

+ Preferred choice / Premier choix ○ Second choice / Second choix

Designation Réf. de l'article	D	d	L	L1	Pi	Pe	Pi(TPI)	Pe(TPI)	Fine pitch. Ø	Z		
MTECI 0605D20 A60	5	6	58	20	0,5-0,8	0,4-0,8	56-32	64-36	≥ 6	4	✓	0,018
MTECI 0808D28 A60	8	8	64	28	0,5-0,8	0,4-0,8	56-32	64-36	≥ 9	4	✓	
MTECI 0808D30 A60	8	8	64	30	1-1,75	0,8-1,5	28-14	32-16	≥ 10	4	✓	0,037
MTECI 1010D35 A60	10	10	73	35	1-1,75	0,8-1,5	28-14	32-16	≥ 12	4	✓	0,001
MTECI 1212E40 A60	12	12	84	40	2-3	1,75-2,5	13-8	15-10	≥ 16	5	✓	0,100
MTECI 1614E45 A60	14	16	101	45	2-3	1,75-2,5	13-8	15-10	≥ 18	5	✓	0,201
MTECI 1616E50 A60	16	16	101	50	2-3	1,75-2,5	13-8	15-10	≥ 20	5	✓	



ADAPTION ACC. TO DIN 6535 HA
 ATTACHEMENT DIN 6535 HA

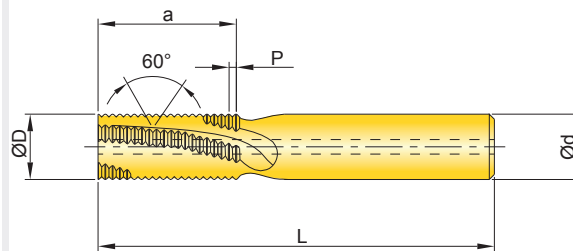


Grade / Nuance	P	M	K	N _(K)	S _(M)	H _(PK)	D	h6
IN2005	+	+	+	○	+			

+ Preferred choice / Premier choix ○ Second choice / Second choix

Designation Réf. de l'article	D	d	L	a	P	Std. pitch	Fine pitch. Ø	Z		
MTECB 06038C10 0.5ISO	3,8	6	58	10,3	0,5	-	≥ 5	3	✓	0,019
MTECB 06031C7 0.7ISO	3,1	6	58	7,4	0,7	M4	≥ 5	3	✓	0,020
MTECB 06045C10 0.75ISO	4,5	6	58	10,1	0,75	-	≥ 6	3	✓	0,020
MTECB 06038C9 0.8 ISO	3,8	6	58	9,2	0,8	M5	≥ 6	3	✓	0,019
MTECB 06046C10 1.0ISO	4,6	6	58	10,5	1	M6	≥ 7	3	✓	0,019
MTECB 06046C14 1.0ISO	4,6	6	58	14,5	1	M6	≥ 7	3	✓	0,019
MTECB 0606C12 1.0ISO	6	6	58	12,5	1	-	≥ 9	3	✓	0,004
MTECB 1010D24 1.0ISO	10	10	73	24,5	1	-	≥ 12	4	✓	0,068
MTECB 0808D16 1.0ISO	8	8	64	16,5	1	-	≥ 10	4	✓	0,041
MTECB 0606C14 1.25ISO	6	6	58	14,4	1,25	M8	≥ 10	3	✓	0,020
MTECB 0606C19 1.25ISO	6	6	58	19,4	1,25	M8	≥ 10	3	✓	0,018
MTECB 08078C17 1.5ISO	7,8	8	64	17	1,5	M10	≥ 12	3	✓	0,038
MTECB 08078C24 1.5ISO	7,8	8	64	24,8	1,5	M10	≥ 12	3	✓	0,043
MTECB 1010D21 1.5ISO	10	10	73	21,8	1,5	-	≥ 14	4	✓	0,073
MTECB 1212D26 1.5ISO	12	12	84	26,3	1,5	-	≥ 16	4	✓	0,119
MTECB 1616F33 1.5ISO	16	16	105	33,8	1,5	-	≥ 20	6	✓	0,258
MTECB 1009C20 1.75ISO	9	10	73	20,1	1,75	M12	≥ 12	3	✓	0,067
MTECB 1009C28 1.75ISO	9	10	73	28,9	1,75	M12	≥ 12	3	✓	0,059
MTECB 1010C27 2.0ISO	10	10	73	27	2	M14	≥ 15	3	✓	0,064
MTECB 12118D27 2.0ISO	11,8	12	84	27	2	M16	≥ 17	4	✓	0,109
MTECB 12118D39 2.0ISO	11,8	12	84	39	2	M16	≥ 17	4	✓	0,138
MTECB 1615E33 2.5ISO	15	16	105	33,8	2,5	M20	≥ 22	5	✓	0,244
MTECB 1615E48 2.5ISO	15	16	105	48,8	2,5	M20	≥ 22	5	✓	0,222
MTECB 2018D40 3.0ISO	18	20	105	40,5	3	M24	≥ 25	4	✓	0,367
MTECB 2018D58 3.0ISO	18	20	120	58,5	3	M24	≥ 25	4	✓	0,381

ADAPTION ACC. TO DIN 1835 A
 ATTACHEMENT DIN 1835 A



Grade / Nuance	P	M	K	N _(K)	S _(M)	H _(PK)
IN2005	+	+	+	○	+	

D h6

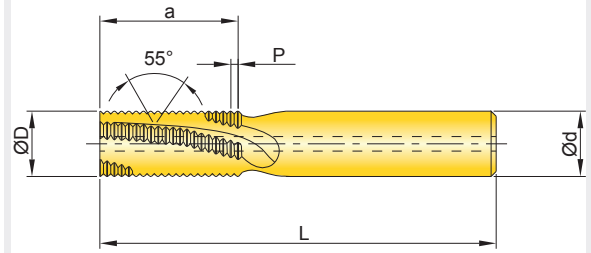
+ Preferred choice / Premier choix ○ Second choice / Second choix

Designation Réf. de l'article	D	d	L	a	TPI	UNC	UNF	UNEF	Z		
MTECB 06032C6 32UN	3,2	6	58	6,8	32	8	10	12	3	✓	0,004
MTECB 0606C14 32UN	6	6	58	14,7	32	-	-	5/16	3	✓	0,023
MTECB 0605C11 28UN	5	6	58	11,3	28	-	1/4	-	3	✓	0,020
MTECB 08066C14 24UN	6,6	8	64	14,3	24	-	5/16	-	3	✓	0,004
MTECB 0808D21 24UN	8	8	64	20,6	24	-	3/8	9/16 - 5/8	4	✓	0,004
MTECB 0808C21 20UN	8	8	64	21	20	-	7/16	-	3	✓	0,037
MTECB 1010D22 20UN	10	10	73	22,3	20	-	1/2	-	4	✓	0,072
MTECB 06056C14 18UN	5,6	6	58	14,8	18	5/16	-	-	3	✓	0,004
MTECB 12113D26 18UN	11,3	12	84	26,1	18	-	9/16 - 5/8	1/8 - 1 5/8	4	✓	0,028
MTECB 08067C16 16UN	6,7	8	64	16,7	16	3/8	-	-	3	✓	0,035
MTECB 08077C20 14UN	7,7	8	64	20,9	14	7/16	-	-	3	✓	0,004
MTECB 10092C22 13UN	9,2	10	73	22,5	13	1/2	-	-	3	✓	0,004
MTECB 16144D34 10UN	14,4	16	105	34,3	10	3/4	-	-	4	✓	0,004
MTECB 1616C38 9UN	16	16	105	38,1	9	7/8	-	-	3	✓	0,004
MTECB 20195D42 8UN	19,5	20	105	42,9	8	1	-	-	4	✓	0,374



RAPID THREAD™ SOLID CARBIDE BSP-THREADING (WITH CENTRAL INTERNAL COOLANT) FRAISE À FILETER CARBURE MONO BSP-ARROSAGE INTERNE

ADAPTION ACC. TO DIN 6535 HA
ATTACHEMENT DIN 6535 HA



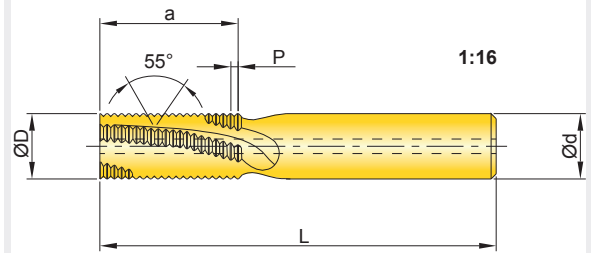
Grade / Nuance	P	M	K	N _(K)	S _(M)	H _(PK)	D	h6
IN2005	+	+	+	○	+			

+ Preferred choice / Premier choix ○ Second choice / Second choix

Designation Réf. de l'article	D	d	L	a	TPI	BSP	Z		
MTECB 08078C14 28W	7,8	8	64	14,1	28	G1/8	3	✓	0,039
MTECB 1010D16 19W	10	10	73	16,7	19	G1/4 - 3/8	4	✓	0,072
MTECB 1616E26 14W	16	16	105	26,3	14	G1/2 - 7/8	5	✓	0,263
MTECB 1616D38 11W	16	16	105	38,1	11	G ≥ 1	4	✓	0,244

RAPID THREAD™ SOLID CARBIDE BSPT-THREADING (WITH CENTRAL INTERNAL COOLANT) FRAISE À FILETER CARBURE MONO BSPT-ARROSAGE INTERNE

ADAPTION ACC. TO DIN 6535 HA
ATTACHEMENT DIN 6535 HA

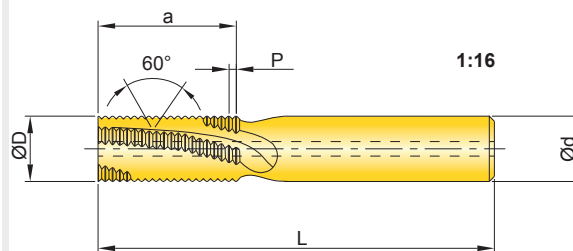


Grade / Nuance	P	M	K	N _(K)	S _(M)	H _(PK)	D	h6
IN2005	+	+	+	○	+			

+ Preferred choice / Premier choix ○ Second choice / Second choix

Designation Réf. de l'article	D	d	L	a	TPI	BSPT	Z		
MTECB 08078C14 28BSPT	7,8	8	64	14,1	28	RC1/8	4	✓	0,004
MTECB 1010D16 19BSPT	10	10	73	16,7	19	RC1/4 - 3/8	4	✓	0,004
MTECB 1616E26 14BSPT	16	16	105	26,3	14	RC1/2 - 7/8	4	✓	0,258
MTECB 1616D28 11BSPT	16	16	105	28,9	11	RC1 - 2	4	✓	0,004

ADAPTION ACC. TO DIN 6535 HA
 ATTACHEMENT DIN 6535 HA



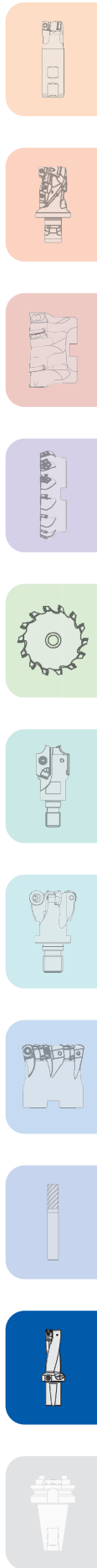
Grade / Nuance

P	M	K	N _(K)	S _(M)	H _(PK)
+	+	+	○	+	

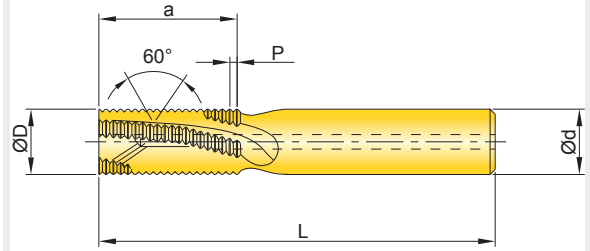
D h6

⊕ Preferred choice / Premier choix ○ Second choice / Second choix

Designation Réf. de l'article	D	d	L	a	TPI	NPT	Z		
MTECB 08076C10 27NPT	7,6	8	64	10,8	27	1/8	3	✓	0,004
MTECB 1010D16 18NPT	10	10	73	16,2	18	1/4 - 3/8	4	✓	0,071
MTECB 16155D22 14NPT	15,5	16	105	22,7	14	1/2 - 3/4	4	✓	0,004
MTECB 2020D39 8NPT	20	20	105	39,7	8	≥ 2 1/2	4	✓	0,370



ADAPTION ACC. TO DIN 6535 HA
 ATTACHEMENT DIN 6535 HA

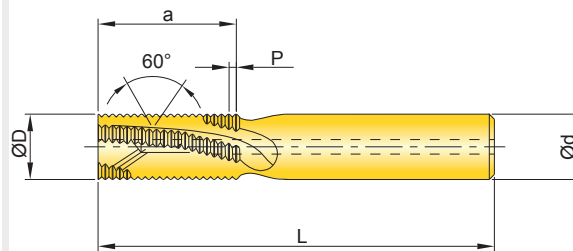


Grade / Nuance	P	M	K	N _(K)	S _(M)	H _(PK)	D	h6
IN2005	+	+	+	○	+			

+ Preferred choice / Premier choix ○ Second choice / Second choix

Designation Réf. de l'article	D	d	L	a	P	Std. pitch	Fine pitch. Ø	Z		
MTECZ 06048C10 1.0ISO	4,8	6	58	10,5	1	M6	≥ 7	3	✓	0,023
MTECZ 0606C12 1.0ISO	6	6	58	12,5	1	-	≥ 9	3	✓	0,003
MTECZ 0808D16 1.0ISO	8	8	64	16,5	1	-	≥ 10	4	✓	0,036
MTECZ 0606C14 1.25ISO	6	6	58	14,4	1,25	M8	≥ 10	3	✓	0,003
MTECZ 0606C19 1.25ISO	6	6	58	19,4	1,25	M8	≥ 10	3	✓	0,003
MTECZ 08078C17 1.5ISO	7,8	8	64	17	1,5	M10	≥ 12	3	✓	0,036
MTECZ 1010D21 1.5ISO	10	10	73	21,8	1,5	-	≥ 14	4	✓	0,065
MTECZ 1212D26 1.5ISO	12	12	84	26,3	1,5	-	≥ 16	4	✓	0,003
MTECZ 1616E33 1.5ISO	16	16	101	33,8	1,5	-	≥ 20	5	✓	0,236
MTECZ 1009C20 1.75ISO	9	10	73	20,1	1,75	M12	≥ 12	3	✓	0,003
MTECZ 1009C28 1.75ISO	9	10	73	28,9	1,75	M12	≥ 12	3	✓	0,003
MTECZ 1010C27 2.0ISO	10	10	73	27	2	M14	≥ 15	3	✓	0,003
MTECZ 12118D27 2.0ISO	11,8	12	84	27	2	M16	≥ 17	4	✓	0,003
MTECZ 1615E33 2.5ISO	15	16	101	33,8	2,5	M20	≥ 22	5	✓	0,224

ADAPTION ACC. TO DIN 6535 HA
 ATTACHEMENT DIN 6535 HA

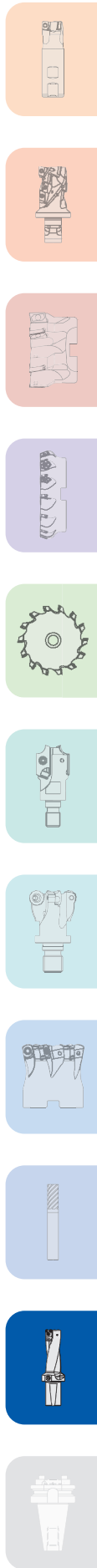


Grade / Nuance	P	M	K	N _(K)	S _(M)	H _(PK)
IN2005	+	+	+	○	+	

D h6

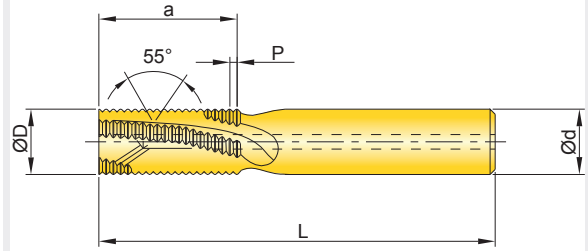
+ Preferred choice / Premier choix ○ Second choice / Second choix

Designation Réf. de l'article	D	d	L	a	TPI	UNC	UNF	UNEF	Z		
MTECZ 0606C14 28UN	6	6	58	14,1	28	-	-	7/16 - 1/2	3	✓	0,003
MTECZ 0808C21 20UN	8	8	64	21	20	-	7/16	-	3	✓	0,003
MTECZ 1010D22 20UN	10	10	73	22,3	20	-	1/2	-	4	✓	0,003
MTECZ 1212E27 20UN	12	12	84	27,3	20	-	-	3/4 - 1	5	✓	0,003
MTECZ 06056C14 18UN	5,6	6	58	14,8	18	5/16	-	-	3	✓	0,003
MTECZ 12113D26 18UN	11,3	12	84	26,1	18	-	9/16 - 5/8	1/8 - 1 5/8	4	✓	0,003
MTECZ 08067C16 16UN	6,7	8	64	16,7	16	3/8	-	-	3	✓	0,006
MTECZ 1212D31 16UN	12	12	84	31	16	-	3/4	-	4	✓	0,003
MTECZ 08077C20 14UN	7,7	8	64	20,9	14	7/16	-	-	3	✓	0,003
MTECZ 1616E37 14UN	16	16	101	37,2	14	-	7/8	-	5	✓	0,003
MTECZ 10092C22 13UN	9,2	10	73	22,5	13	1/2	-	-	3	✓	0,003
MTECZ 12105C26 12UN	10,5	12	84	26,5	12	9/16	-	-	3	✓	0,003
MTECZ 12114C28 11UN	11,4	12	84	28,9	11	5/8	-	-	3	✓	0,003
MTECZ 16144D34 10UN	14,4	16	101	34,3	10	3/4	-	-	4	✓	0,217



RAPID THREAD™ SOLID CARBIDE BSP-THREADING (WITH INTERNAL COOLANT IN THE FLUTES) FRAISE À FILETER CARBURE MONO BSP-ARROSAGE PAR GOUJURES

ADAPTION ACC. TO DIN 6535 HA
 ATTACHEMENT DIN 6535 HA



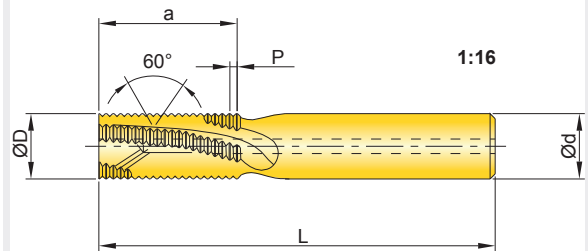
Grade / Nuance	P	M	K	N _(K)	S _(M)	H _(PK)	D	h6
IN2005	+	+	+	○	+			

⊕ Preferred choice / Premier choix ○ Second choice / Second choix

Designation Réf. de l'article	D	d	L	a	TPI	BSP	Z		
MTECZ 08078C14 28W	7,8	8	64	14,1	28	G1/8	3	✓	0,003
MTECZ 1010D16 19W	10	10	73	16,7	19	G1/4 - 3/8	4	✓	0,003
MTECZ 1616E26 14W	16	16	101	26,3	14	G1/2 - 7/8	5	✓	0,003
MTECZ 1616D38 11W	16	16	101	38,1	11	G ≥ 1	4	✓	0,003

RAPID THREAD™ SOLID CARBIDE NPT-THREADING (WITH INTERNAL COOLANT IN THE FLUTES) FRAISE À FILETER CARBURE MONO NPT-ARROSAGE PAR GOUJURES

ADAPTION ACC. TO DIN 6535 HA
 ATTACHEMENT DIN 6535 HA

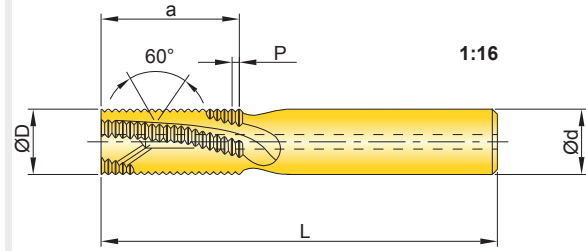


Grade / Nuance	P	M	K	N _(K)	S _(M)	H _(PK)	D	h6
IN2005	+	+	+	○	+			

⊕ Preferred choice / Premier choix ○ Second choice / Second choix

Designation Réf. de l'article	D	d	L	a	TPI	NPT	Z		
MTECZ 08076C10 27NPT	7,6	8	64	10,8	27	1/8	3	✓	0,003
MTECZ 1010D16 18NPT	10	10	73	16,2	18	1/4 - 3/8	4	✓	0,003

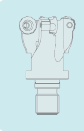
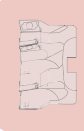
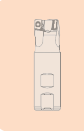
ADAPTION ACC. TO DIN 6535 HA
 ATTACHEMENT DIN 6535 HA



Grade / Nuance	P	M	K	N _(K)	S _(M)	H _(PK)	D	h6
IN2005	+	+	+	○	+			

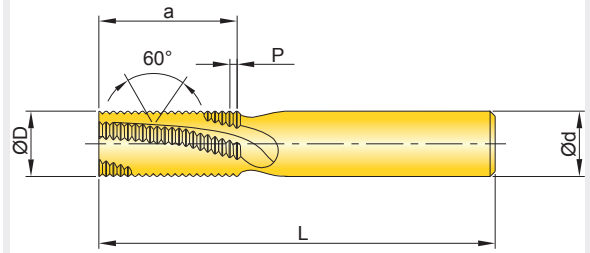
⊕ Preferred choice / Premier choix ○ Second choice / Second choix

Designation Réf. de l'article	D	d	L	a	TPI	NPTF	Z		
MTECZ 08076C10 27NPTF	7,6	8	64	10,8	27	1/8	3	✓	0,006
MTECZ 1010D16 18NPTF	10	10	73	16,2	18	1/4 - 3/8	4	✓	0,003
MTECZ 16155D22 14NPTF	15,5	16	101	22,7	14	1/2 - 3/4	4	✓	0,003



RAPID THREAD™ SOLID CARBIDE ISO-THREADING INTERNAL FRAISE À FILETER CARBURE MONO ISO-INTERNE

ADAPTION ACC. TO DIN 6535 HA
ATTACHEMENT DIN 6535 HA

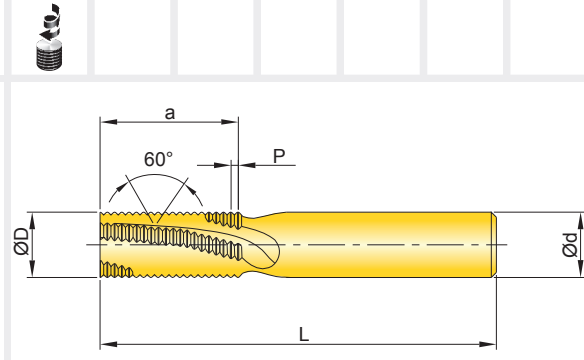


Grade / Nuance	P	M	K	N _(K)	S _(M)	H _(PK)	D	h6
IN2005	+	+	+	○	+			

+ Preferred choice / Premier choix ○ Second choice / Second choix

Designation Réf. de l'article	D	d	L	a	P	Std. pitch	Fine pitch. Ø	Z	kg
MTEC 06022C5 0.5ISO	2,2	6	58	5,3	0,5	M3	≥ 4	3	0,020
MTEC 06038C10 0.5ISO	3,8	6	58	10,3	0,5	-	≥ 5	3	0,020
MTEC 06031C7 0.7ISO	3,1	6	58	7,4	0,7	M4	≥ 5	3	0,020
MTEC 06045C10 0.75ISO	4,5	6	58	10,1	0,75	-	≥ 6	3	0,019
MTEC 06036C9 0.8ISO	3,6	6	58	9,2	0,8	M5	≥ 6	3	0,019
MTEC 0604C10 1.0ISO	4	6	58	10,5	1	M6	≥ 7	3	0,019
MTEC 0604C14 1.0ISO	4	6	58	14,5	1	M6	≥ 7	3	0,018
MTEC 0606C12 1.0ISO	6	6	58	12,5	1	-	≥ 9	3	0,021
MTEC 0808D16 1.0ISO	8	8	64	16,5	1	-	≥ 10	4	0,041
MTEC 0605C14 1.25ISO	5	6	58	14,4	1,25	M8	≥ 10	3	0,019
MTEC 0605C19 1.25ISO	5	6	58	19,4	1,25	M8	≥ 10	3	0,018
MTEC 0807C17 1.5ISO	7	8	64	17,3	1,5	M10	≥ 12	3	0,038
MTEC 0807C24 1.5ISO	7	8	76	24,8	1,5	M10	≥ 12	3	0,043
MTEC 1010D21 1.5ISO	10	10	73	21,8	1,5	-	≥ 14	4	0,072
MTEC 1616F33 1.5ISO	16	16	105	33,8	1,5	-	≥ 20	6	0,259
MTEC 0808C20 1.75ISO	8	8	64	20,1	1,75	M12	≥ 14	3	0,038
MTEC 0808C28 1.75ISO	8	8	76	28,9	1,75	M12	≥ 14	3	0,045
MTEC 1010C27 2.0ISO	10	10	73	27	2	M16	≥ 17	3	0,065
MTEC 1010C39 2.0ISO	10	10	105	39	2	M16	≥ 17	3	0,090
MTEC 1212D27 2.0ISO	12	12	84	27	2	-	≥ 18	4	0,117
MTEC 2020F41 2.0ISO	20	20	105	41	2	-	≥ 26	6	0,406
MTEC 1414D33 2.5ISO	14	14	84	33,8	2,5	M20	≥ 22	4	0,152
MTEC 1414D48 2.5ISO	14	14	105	48,8	2,5	M20	≥ 22	4	0,188
MTEC 1616C40 3.0ISO	16	16	105	40,5	3	M24	≥ 25	3	0,227
MTEC 1616C58 3.0ISO	16	16	120	58,5	3	M24	≥ 25	3	0,256

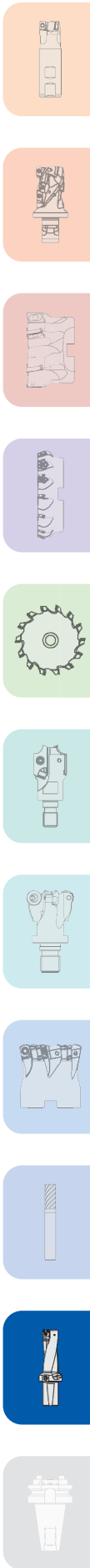
ADAPTION ACC. TO DIN 6535 HA
 ATTACHEMENT DIN 6535 HA



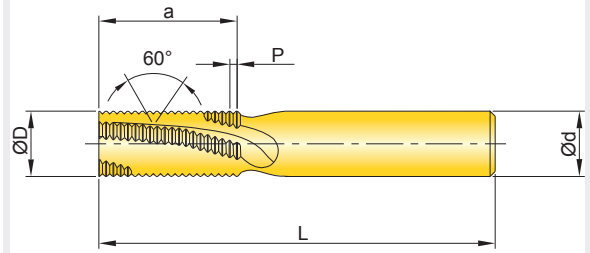
Grade / Nuance	P	M	K	N _(K)	S _(M)	H _(PK)	D	h6
IN2005	+	+	+	○	+			

⊕ Preferred choice / Premier choix ○ Second choice / Second choix

Designation Réf. de l'article	D	d	L	a	P	Z	kg
MTEC E 1010D16 1.0ISO	10	10	73	16,5	1	4	0,001
MTEC E 1212E20 1.0ISO	12	12	84	20,5	1	5	0,136
MTEC E 1010D15 1.5ISO	10	10	73	15,8	1,5	4	0,087
MTEC E 1212D20 1.5ISO	12	12	84	20,3	1,5	4	0,122
MTEC E 1010C17 2.0ISO	10	10	73	17	2	3	0,085
MTEC E 1212D21 2.0ISO	12	12	84	21	2	4	0,121



ADAPTION ACC. TO DIN 6535 HA
 ATTACHEMENT DIN 6535 HA



Grade / Nuance	P	M	K	N _(K)	S _(M)	H _(PK)	D	h6
IN2005	+	+	+	○	+			

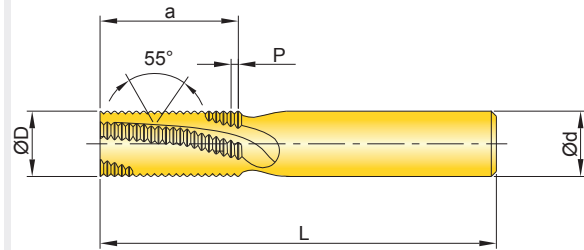
+ Preferred choice / Premier choix ○ Second choice / Second choix

Designation Réf. de l'article	D	d	L	a	TPI	UNC	UNF	UNEF	Z	kg
MTEC 0604C11 28UN	4	6	58	11,3	28	-	1/4	-	3	0,019
MTEC 0606C14 28UN	6	6	58	14,1	28	-	-	7/16 - 1/2	3	0,020
MTEC 0605C14 24UN	5	6	58	14,3	24	-	5/16	-	3	0,019
MTEC 0807C21 24UN	7	8	64	20,6	24	-	-	3/8 - 5/8	3	0,001
MTEC 06045C12 20UN	4,5	6	58	12,1	20	1/4	-	-	3	0,019
MTEC 0807C21 20UN	7	8	64	21	20	-	7/16 - 1/2	-	3	0,036
MTEC 1212E27 20UN	12	12	84	27,3	20	-	-	3/4 - 1	5	0,001
MTEC 0605C14 18UN	5	6	58	14,8	18	5/16	-	-	3	0,019
MTEC 1010D26 18UN	10	10	73	26,1	18	-	9/16 - 5/8	1/8 - 1 5/8	4	0,070
MTEC 0606C16 16UN	6	6	58	16,7	16	3/8	-	-	3	0,019
MTEC 1212D31 16UN	12	12	84	31	16	-	3/4	-	4	0,116
MTEC 0807C20 14UN	7	8	64	20,9	14	7/16	-	-	3	0,006
MTEC 1615E37 14UN	15	16	105	37,2	14	-	7/8	-	5	0,238
MTEC 0808C22 13UN	8	8	64	22,5	13	1/2	-	-	3	0,037
MTEC 1010C26 12UN	10	10	73	26,5	12	9/16	-	-	3	0,065
MTEC 1616E41 12UN	16	16	105	41,3	12	-	1 - 1 1/2	-	5	0,243
MTEC 1010C28 11UN	10	10	73	28,9	11	5/8	-	-	3	0,063
MTEC 1212C34 10UN	12	12	84	34,3	10	3/4	-	-	3	0,105
MTEC 1615C38 9UN	15	16	105	38,1	9	7/8	-	-	3	0,225
MTEC 1616C42 8UN	16	16	105	42,9	8	1	-	-	3	0,008

RAPIDOTHREAD™ SOLID CARBIDE BSP-THREADING INTERNAL & EXTERNAL

FRAISE À FILETER CARBURE MONO BSP-INTERNE & EXTERNE

ADAPTION ACC. TO DIN 6535 HA
ATTACHEMENT DIN 6535 HA



Grade / Nuance	P	M	K	N _(K)	S _(M)	H _(PK)	D	h6
IN2005	+	+	+	○	+			

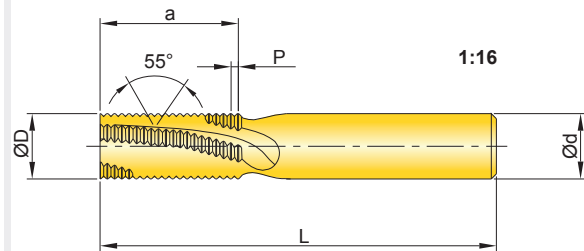
+ Preferred choice / Premier choix ○ Second choice / Second choix

Designation Réf. de l'article	D	d	L	a	TPI	BSP	Z	kg
MTEC 0606C9 28W	6	6	58	9,5	28	G1/8	3	0,021
MTEC 0808C14 19W	8	8	64	14	19	G1/4 - 3/8	3	0,024
MTEC 1212D19 14W	12	12	84	19	14	G1/2 - 7/8	4	0,123
MTEC 1212D26 14W	12	12	84	26,3	14	G1/2 - 7/8	4	0,118
MTEC 1212C24 11W	12	12	84	24,2	11	G1-1 1/2	3	0,114
MTEC 1616D38 11W	16	16	105	38,1	11	G1-3	4	0,243
MTEC 2020E47 11W	20	20	105	47,3	11	G ≥ 1	5	0,008

RAPIDOTHREAD™ SOLID CARBIDE BSPT-THREADING INTERNAL & EXTERNAL

FRAISE À FILETER CARBURE MONO BSPT-INTERNE & EXTERNE

ADAPTION ACC. TO DIN 6535 HA
ATTACHEMENT DIN 6535 HA



Grade / Nuance	P	M	K	N _(K)	S _(M)	H _(PK)	D	h6
IN2005	+	+	+	○	+			

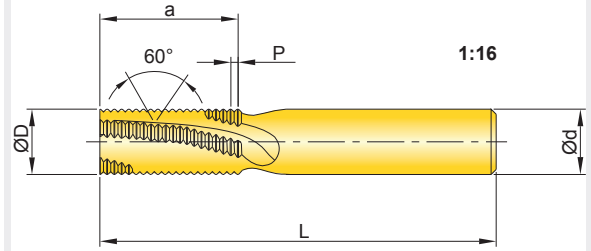
+ Preferred choice / Premier choix ○ Second choice / Second choix

Designation Réf. de l'article	D	d	L	a	TPI	BSPT	Z	kg
MTEC 0606C9 28BSPT	6	6	58	9,5	28	RC1/8	3	0,021
MTEC 0808C14 19BSPT	8	8	64	14	19	RC1/4 - 3/8	3	0,040
MTEC 1212D19 14BSPT	12	12	84	19,1	14	RC1/2 - 7/8	4	0,120
MTEC 1616D28 11BSPT	16	16	105	28,9	11	RC1 - 2	4	0,249

RAPID THREAD™ SOLID CARBIDE NPT-THREADING INTERNAL & EXTERNAL

FRAISE À FILETER CARBURE MONO NPT-INTERNE & EXTERNE

ADAPTION ACC. TO DIN 6535 HA
ATTACHEMENT DIN 6535 HA



Grade / Nuance	P	M	K	N _(K)	S _(M)	H _(PK)	D	h6
IN2005	+	+	+	○	+			

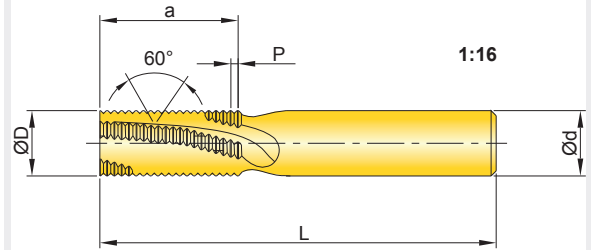
+ Preferred choice / Premier choix ○ Second choice / Second choix

Designation Réf. de l'article	D	d	L	a	TPI	NPT	Z	kg
MTEC 0606C9 27NPT	6	6	58	9,9	27	1/8	3	0,023
MTEC 0808C14 18NPT	8	8	64	14,8	18	1/4 - 3/8	3	0,039
MTEC 1212D20 14NPT	12	12	84	20,9	14	1/2 - 3/4	4	0,118
MTEC 1616D27 11.5NPT	16	16	105	27,6	11,5	1 - 2	4	0,248
MTEC 2020D39 8NPT	20	20	105	39,7	8	≥ 2 1/2	4	0,008

RAPID THREAD™ SOLID CARBIDE NPTF-THREADING INTERNAL & EXTERNAL

FRAISE À FILETER CARBURE MONO NPTF-INTERNE & EXTERNE

ADAPTION ACC. TO DIN 6535 HA
ATTACHEMENT DIN 6535 HA

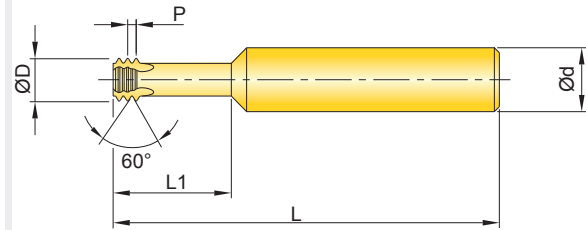


Grade / Nuance	P	M	K	N _(K)	S _(M)	H _(PK)	D	h6
IN2005	+	+	+	○	+			

+ Preferred choice / Premier choix ○ Second choice / Second choix

Designation Réf. de l'article	D	d	L	a	TPI	NPTF	Z	kg
MTEC 0606C9 27NPTF	6	6	58	9,9	27	1/8	3	0,021
MTEC 0808C14 18NPTF	8	8	64	14,8	18	1/4 - 3/8	3	0,040
MTEC 1212D20 14NPTF	12	12	84	20,9	14	1/2 - 3/4	4	0,001

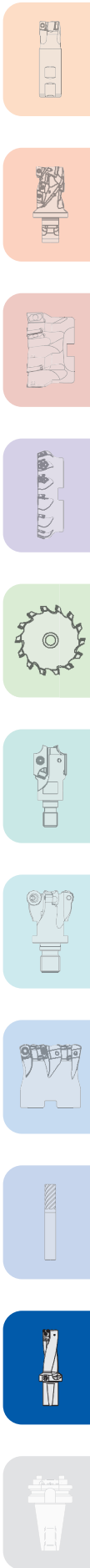
ADAPTION ACC. TO DIN 6535 HA
 ATTACHEMENT DIN 6535 HA



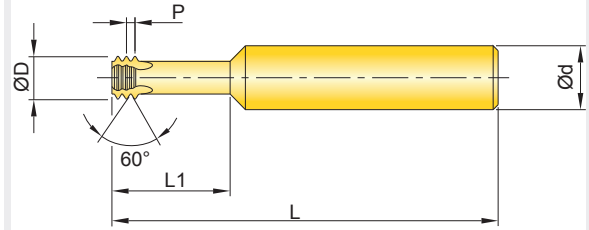
Grade / Nuance	P	M	K	N_(K)	S_(M)	H_(PK)	D	h6
IN2005	+	+	+	○	+			

⊕ Preferred choice / Premier choix ○ Second choice / Second choix

Designation Réf. de l'article	D	d	L	L1	P	Std. pitch	Z	kg
MTECS 03011C4 0.3ISO	1,05	3	39	4	0,3	M1,4	3	0,010
MTECS 03012C5 0.35ISO	1,2	3	39	5	0,35	M1,6	3	0,003
MTECS 06016C4 0.4ISO	1,55	6	58	4,5	0,4	M2	3	0,020
MTECS 03016C6 0.4ISO	1,55	3	39	6	0,4	M2	3	
MTECS 06017C5 0.45ISO	1,65	6	58	5	0,45	M2,2	3	0,020
MTECS 0602C5 0.45ISO	1,95	6	58	5,5	0,45	M2,5	3	0,020
MTECS 0602C7 0.45ISO	1,95	6	58	7,5	0,45	M2,5	3	0,019
MTECS 06024C6 0.5ISO	2,35	6	58	6,5	0,5	M3	3	0,020
MTECS 06024C9 0.5ISO	2,35	6	58	9,5	0,5	M3	3	0,019
MTECS 06028C7 0.6ISO	2,75	6	58	7,5	0,6	M3,5	3	0,020
MTECS 06031C9 0.7ISO	3,1	6	58	9	0,7	M4	3	0,020
MTECS 06031C12 0.7ISO	3,1	6	58	12,5	0,7	M4	3	0,018
MTECS 06038C12 0.8ISO	3,8	6	58	12,5	0,8	M5	3	0,019
MTECS 06038C16 0.8ISO	3,8	6	58	16	0,8	M5	3	0,018
MTECS 06047C14 1.0ISO	4,65	6	58	14	1	M6	3	0,019
MTECS 06047C20 1.0ISO	4,65	6	58	20	1	M6	3	0,017
MTECS 0606C18 1.25ISO	5,95	6	58	18	1,25	M8	3	0,020
MTECS 0606C24 1.25ISO	5,95	6	58	24	1,25	M8	3	0,018
MTECS 08078C23 1.5ISO	7,8	8	64	23	1,5	M10	3	0,038
MTECS 1009C26 1.75ISO	9	10	73	26	1,75	M12	3	0,065
MTECS 12118D35 2.0ISO	11,8	12	84	35	2	M16	4	0,112
MTECS 1615E43 2.5ISO	15	16	105	43	2,5	M20	5	0,232



ADAPTION ACC. TO DIN 6535 HA
 ATTACHEMENT DIN 6535 HA

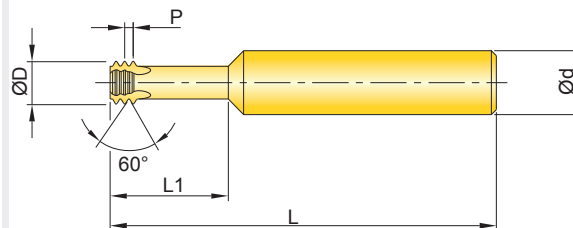


Grade / Nuance	P	M	K	N _(K)	S _(M)	H _(PK)	D	h6
IN2005	+	+	+	○	+			

+ Preferred choice / Premier choix ○ Second choice / Second choix

Designation Réf. de l'article	D	d	L	L1	TPI	UNC	UNF	Z	kg
MTECS 06012C4 80UN	1,15	6	58	4	80	-	0	3	0,025
MTECS 06019C5 48UN	1,9	6	58	5,2	48	3	4	3	0,021
MTECS 06021C6 40UN	2,1	6	58	6,3	40	4	-	3	0,020
MTECS 06024C9 40UN	2,45	6	58	9,6	40	5	6	3	0,004
MTECS 06033C9 36UN	3,3	6	58	9	36	-	8	3	0,004
MTECS 06025C7 32UN	2,55	6	58	7,1	32	6	-	3	0,020
MTECS 06032C9 32UN	3,2	6	58	9,5	32	8	-	3	0,019
MTECS 06032C12 32UN	3,2	6	58	12,5	32	8	-	3	0,018
MTECS 06037C10 32UN	3,7	6	58	10,5	32	-	10	3	0,050
MTECS 06037C15 32UN	3,7	6	58	15	32	-	10	3	0,018
MTECS 0605C14 28UN	5	6	58	14,5	28	-	1/4	3	0,020
MTECS 0605C19 28UN	5	6	58	19	28	-	1/4	3	0,021
MTECS 06035C10 24UN	3,5	6	58	10,6	24	10;12	-	3	0,019
MTECS 08066C17 24UN	6,6	8	64	17	24	-	5/16 3/8	3	0,038
MTECS 08066C24 24UN	6,6	8	64	24	24	-	5/16 3/8	3	0,035
MTECS 06047C14 20UN	4,75	6	58	14	20	1/4	-	3	0,019
MTECS 0808C25 20UN	8	8	64	25	20	-	7/16	3	0,043
MTECS 06047C19 20UN	4,75	6	58	19	20	1/4	-	3	0,017
MTECS 0606C17 18UN	6	6	58	17	18	5/16	-	3	0,019
MTECS 0606C23 18UN	6	6	58	23	18	5/16	-	3	0,018
MTECS 08067C22 16UN	6,7	8	64	22	16	3/8	-	3	0,035
MTECS 08077C25 14UN	7,7	8	64	25	14	7/16	-	3	0,035
MTECS 10092C27 13UN	9,2	10	73	27,5	13	1/2	-	3	0,065
MTECS 12114C34 11UN	11,4	12	84	34,5	11	5/8	-	3	0,010

ADAPTION ACC. TO DIN 6535 HA
 ATTACHEMENT DIN 6535 HA



Grade / Nuance

P	M	K	N _(K)	S _(M)	H _(PK)
+	+	+		+	+

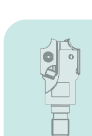
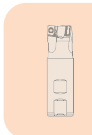
D h6



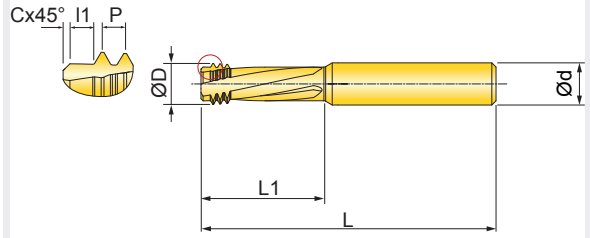

+ Preferred choice / Premier choix ○ Second choice / Second choix

Designation Réf. de l'article	D	d	L	L1	P	Std. pitch	Z	kg
MTECSH 06016C4 0.4ISO	1,55	6	58	4,5	0,4	M2	3	0,020
MTECSH 06017C5 0.45ISO	1,65	6	58	5	0,45	M2,2	3	0,020
MTECSH 0602C5 0.45ISO	1,95	6	58	5,5	0,45	M2,5	3	0,020
MTECSH 0602C7 0.45ISO	1,95	6	58	7,5	0,45	M2,5	3	0,019
MTECSH 06024C6 0.5ISO	2,35	6	58	6,5	0,5	M3	3	0,020
MTECSH 06024C9 0.5ISO	2,35	6	58	9,5	0,5	M3	3	0,019
MTECSH 06028C7 0.6ISO	2,75	6	58	7,5	0,6	M3,5	3	0,020
MTECSH 06031C9 0.7ISO	3,1	6	58	9	0,7	M4	3	0,019
MTECSH 06031C12 0.7ISO	3,1	6	58	12,5	0,7	M4	3	0,018
MTECSH 06038C12 0.8ISO	3,8	6	58	12,5	0,8	M5	3	0,019
MTECSH 06038C16 0.8ISO	3,8	6	58	16	0,8	M5	3	0,017
MTECSH 06047C14 1.0ISO	4,65	6	58	14	1	M6	3	0,019
MTECSH 06047C20 1.0ISO	4,65	6	58	20	1	M6	3	0,017
MTECSH 0606C18 1.25ISO	5,95	6	58	18	1,25	M8	3	0,019
MTECSH 0606C24 1.25ISO	5,95	6	58	24	1,25	M8	3	0,018
MTECSH 08078C23 1.5ISO	7,8	8	64	23	1,5	M10	3	0,037
MTECSH 1009C26 1.75ISO	9	10	73	26	1,75	M12	3	0,063
MTECSH 12118D35 2.0ISO	11,8	12	84	35	2	M16	4	0,108

for hard milling / pour fraisage dur



ADAPTION ACC. TO DIN 6535 HA
 ATTACHEMENT DIN 6535 HA



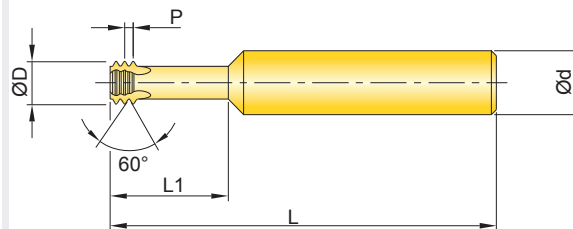
Grade / Nuance	P	M	K	N _(K)	S _(M)	H _(PK)	D	h6	
IN2005	+	+	+		+	○			

+ Preferred choice / Premier choix ○ Second choice / Second choix

Designation Réf. de l'article	D	d	L	L1	l1	C	P	Std. pitch	Z		
MTECD 06032C11 0.7ISO	3,15	6	58	11,6	0,7	0,2	0,70	M4	3		0,019
MTECD 0604C14 0.8ISO	4,0	6	58	14,4	0,8	0,3	0,80	M5	3		0,026
MTECD 08047C14 1.0ISO	4,7	8	64	14,0	1,0	0,4	1,00	M6-M9	3	✓	0,035
MTECD 08061D18 1.25ISO	6,1	8	64	18,0	1,3	0,5	1,25	M8-M12	4	✓	0,035
MTECD 08078D23 1.5ISO	7,8	8	64	23,0	1,5	0,6	1,50	M10-M15	4	✓	0,010
MTECD 1009D26 1.75ISO	9,0	10	73	26,0	1,8	0,6	1,75	M12	4	✓	0,075
MTECD 12118D35 2.0ISO	11,8	12	84	35,0	2,0	0,6	2,00	M16-M23	4	✓	0,116

for hard milling / pour fraisage dur

ADAPTION ACC. TO DIN 6535 HA
 ATTACHEMENT DIN 6535 HA



Grade / Nuance

IN2006

P	M	K	N _(K)	S _(M)	H _(PK)
+	+	+		+	+

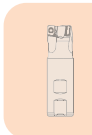
D h6

















+ Preferred choice / Premier choix ○ Second choice / Second choix

Designation Réf. de l'article	D	d	L	L1	TPI	UNC	UNF	Z	kg
MTECSH 06012C4 80UN	1,15	6	58	4	80	-	0	3	0,024
MTECSH 06019C5 48UN	1,9	6	58	5,2	48	3	4	3	0,020
MTECSH 06021C6 40UN	2,1	6	58	6,3	40	4	-	3	0,019
MTECSH 06024C7 40UN	2,45	6	58	7	40	5	6	3	0,023
MTECSH 06033C9 36UN	3,3	6	58	9	36	-	8	3	0,023
MTECSH 06032C9 32UN	3,2	6	58	9,5	32	8	-	3	0,019
MTECSH 06032C12 32UN	3,2	6	58	12,5	32	8	-	3	0,022
MTECSH 06037C10 32UN	3,7	6	58	10,5	32	-	10	3	0,019
MTECSH 06037C15 32UN	3,7	6	58	15	32	-	10	3	0,018
MTECSH 06042C11 28UN	4,2	6	58	11	28	-	12	3	0,023
MTECSH 0605C14 28UN	5	6	58	14,5	28	-	1/4	3	0,019
MTECSH 0605C19 28UN	5	6	58	19	28	-	1/4	3	0,022
MTECSH 06035C10 24UN	3,5	6	58	10,6	24	10;12	-	3	0,019
MTECSH 08066C17 24UN	6,6	8	64	17	24	-	5/16	3	0,037
MTECSH 08066C24 24UN	6,6	8	64	24	24	-	5/16	3	0,034
MTECSH 06047C19 20UN	4,75	6	58	19	20	1/4	-	3	0,017
MTECSH 0606C17 18UN	6	6	58	17	18	5/16	-	3	0,023
MTECSH 1212D35 18UN	12	12	84	35	18	-	5/8	4	0,003
MTECSH 0606C23 18UN	6	6	58	23	18	5/16	-	3	0,018
MTECSH 08067C22 16UN	6,7	8	64	22	16	3/8	-	3	0,034
MTECSH 10092C27 13UN	9,2	10	73	27,5	13	1/2	-	3	0,064

for hard milling / pour fraisage dur



ADAPTIONS / ATTACHMENTS

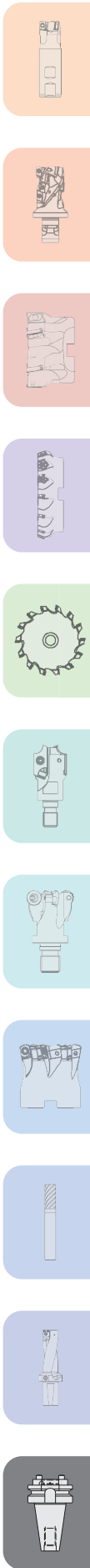
	Adaptions / Attachements	Code / Série	Page
	HSK-Adaption HSK 50...100 - modular Attachement HSK 50...100 - Modulaire	INNOFIT™	476
	Taper Adaption DIN 69871 - Modular Attachement DIN69871 - Modulaire	INNOFIT™	476
	Taper Adaption BT40/50 - modular Attachement BT40/50 - Modulaire	INNOFIT™	477
	Taper Adaption DIN 2080 - modular Attachement DIN2080 - Modulaire	INNOFIT™	477
	Extension Z4Z4 / Z5Z5 Rallonge Z4Z4 / Z5Z5	INNOFIT™	478
	Reduction Z5Z4 Réduction Z5Z4	INNOFIT™	479
	Center Pin Z4SM / Z5SM Attachement porte-fraise Z4SM / Z5SM	INNOFIT™	479
	Screw-in Type Mandrin Porte fraises à visser	INNOFIT™	480
	Cylindrical steel shank Rallonge cylindrique en acier	CHIP•SURFER™	481
	Cylindrical steel shank with IC central Rallonge cylindrique en acier avec arrosage au centre	CHIP•SURFER™	482
	Cylindrical carbide shank Rallonge cylindrique en carbure	CHIP•SURFER™	483
	Cylindrical carbide shank with IC central Rallonge cylindrique en carbure avec arrosage au centre	CHIP•SURFER™	484
	Cylindrical heavy metal shank Rallonge cylindrique en metal lourd	CHIP•SURFER™	485
	Conical steel shank Rallonge conique en acier	CHIP•SURFER™	486

Subject to printing error or technical changes. / Sous réserve d'erreurs d'impression ou de modifications techniques.














ADAPTIONS / ATTACHMENTS

	Adaptions / Attachements	Code / Série	Page
	Conical carbide shank Rallonge conique en carbure	CHIP•SURFER™	487
	Conical heavy metal shank Rallonge conique en metal lourd (tête vissée)	CHIP•SURFER™	488
	HSK-A63 Adaption HSK-A63 Mandrin porte fraise Chip-Surfer	CHIP•SURFER™	489
	DIN 69871-A40 Adaption DIN 69871-A40 Mandrin porte fraise Chip-Surfer	CHIP•SURFER™	489
	PSK Adaption PSK mandrin porte fraise Chip-Surfer	CHIP•SURFER™	490
	Carbide Extension TS Rallonge	CHIP•SURFER™	491
	Extension for metric thread Extension pour filetage metrique	CHIP•SURFER™	491
	HSK-A63/100 Shell end mill arbors big collar HSK-A63/100 Mandrin porte fraise grande face d'appui	TOOL•IN™	492
	HSK-A63/100 Shell End Mill Arbors extra long HSK-A63/100 Mandrin porte fraise à alésage extra long	TOOL•IN™	493
	HSK-A63 Screw-In Type HSK-A63 Mandrin porte fraise à visser	TOOL•IN™	494
	HSK-A100 Screw-IN Type HSK-A100 Mandrin porte fraise à visser	TOOL•IN™	495
	HSK-63/100 End Mill Weldon HSK-63/100 Mandrin porte fraise à queue weldon	TOOL•IN™	496
	HSK-63/100 End Mill Whistle-Notch HSK-63/100 Mandrin porte fraise Whistle-Notch	TOOL•IN™	497
	HSK-63/100 Collet chucks ER16/20 HSK-63/100 Mandrin a pince ER16/20	TOOL•IN™	498

Subject to printing error or technical changes. / Sous réserve d'erreurs d'impression ou de modifications techniques.









ADAPTIONS / ATTACHMENTS

	Adaptions / Attachements	Code / Série	Page
	HSK-63/100 Collet chucks ER25-50 HSK-63/100 Mandrin à pince ER25-50	TOOLIN™	499
	HSK-A 63/100 Directable Collet chucks ER32 HSK-A 63/100 mandrin à pince ER32 réglable	TOOLIN™	500
	HSK-A 63 Shrink In (inductive) HSK-A 63 Mandrin de frettage (induction)	TOOLIN™	501
	HSK-A 100 Shrink In (inductive) HSK-A 100 Mandrin de frettage (induction)	TOOLIN™	502
	HSK-63/100 Hydraulic Expansion Chucks HSK-63/100 Mandrin à pince hydraulique	TOOLIN™	503
	HSK-63 / 100 High precision ultra tight adaption HSK-63 / 100 Attachement haute précision fort serrage	TOOLIN™	504
	HSK-A63 / 100 High precision ultra tight adaption balanceable HSK-A63 / 100 Attachement fort serrage hydraulique équilibré	TOOLIN™	504
	HSK-A63 / 100 ABS Adapter HSK-A63 / 100 adaptateur ABS	TOOLIN™	505
	ABS Extension ABS Rallonge	TOOLIN™	506
	ISO 40/50 DIN69871A Combi Arbors ISO 40/50 DIN69871A Mandrin porte fraise combiné	TOOLIN™	507
	ISO 40/50 DIN69871A Shell End Mill Arbors big collar ISO 40/50 DIN69871A Mandrin porte fraise à alésage	TOOLIN™	508
	ISO 40/50 DIN69871A Shell End Mill Arbors ISO 40/50 DIN69871A Mandrin porte fraise à alésage	TOOLIN™	509
	ISO 40/50 DIN69871A Shell End Mill Arbors "extra long" ISO 40/50 DIN69871A Mandrin porte fraise à alésage "extra long"	TOOLIN™	510
	ISO 50/60 DIN69871A Centering Pin ISO 50/60 DIN69871A Centreur	TOOLIN™	511















Subject to printing error or technical changes. / Sous réserve d'erreurs d'impression ou de modifications techniques.

ADAPTIONS / ATTACHMENTS

	Adaptions / Attachements	Code / Série	Page
	ISO 40 DIN69871AD+B Screw-In Type ISO 40 DIN69871AD+B Mandrin porte fraises à visser	TOOLIN™	512
	ISO 50 DIN69871AD+B Screw-In Type ISO 50 DIN69871AD+B Mandrin porte fraises à visser	TOOLIN™	513
	ISO 40/50 DIN69871AD End Mill Weldon ISO 40/50 DIN69871AD Mandrin porte fraise à queue weldon	TOOLIN™	514
	ISO 40/50 DIN69871AD End Mill Whistle-Notch ISO 40/50 DIN69871AD Mandrin porte fraise Whistle-Notch	TOOLIN™	515
	ISO 40/50 DIN69871AD Collet Chucks ER16/20 ISO 40/50 DIN69871AD Mandrin à pince ER16/20	TOOLIN™	516
	ISO 40/50 DIN69871AD Collet Chucks ER25-50 ISO 40/50 DIN69871AD Mandrin à pince ER25-50	TOOLIN™	517
	ISO 40/50 DIN69871AD Shrink In (inductive) ISO 40/50 DIN69871AD Mandrin de frettage (induction)	TOOLIN™	518
	ISO 40/50 DIN69871AD+B Hydraulic Expansion Chucks ISO 40/50 DIN69871AD+B Mandrin à pinces hydraulique	TOOLIN™	519
	DIN 69871-AD/B40/50 high precision ultra tight adaption DIN 69871-AD/B40/50 Attachement fort serrage haute précision	TOOLIN™	520
	DIN 69871-A40 high precision ultra tight adaption balanceable DIN 69871-A40 Attachement fort serrage haute précision - avec système d'équilibrage	TOOLIN™	521
	ISO 50 DIN69871AD+B ABS Adapter ISO 50 DIN69871AD+B Attachement ABS	TOOLIN™	521
	ABS Extension ABS Rallonge	TOOLIN™	522
	Steel Extension Cylindrical/Conical (Screw-In Type) Rallonge acier cylindrique / conique (tête vissée)	TOPON™	523
	Heavy Metal Extension - cylindrical (Screw-In Type) Rallonge en métal lourd cylindrique (tête vissée)	TOPON™	523















Subject to printing error or technical changes. / Sous réserve d'erreurs d'impression ou de modifications techniques.

ADAPPTIONS / ATTACHMENTS

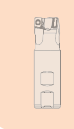
	Adaptions / Attachements	Code / Série	Page
	Solid Carbide Extension - Cylindrical (Screw-In Type) Rallonge cylindrique en carbure (tête vissée)	TOP ON™	524
	Anti-Vibration extension cylindrical (Screw-In Type) Rallonge cylindrique anti-vibrations (tête vissée)	TOP ON™	525
	Heavy Metal Extension - conical (Screw-In Type) Rallonge en métal lourd conique (tête vissée)	TOP ON™	526
	Carbide Extension - Conical (Screw-In Type) Rallonge conique en carbure (tête vissée)	TOP ON™	526
	Extension Rallonge	TOP ON™	527
	Reduction (Screw-In Type) Réducteur (tête vissée)	TOP ON™	527
	ER11 Spring Collets ER11 Pincés	TOOL IN™	528
	ER11_AA Spring Collets ER11_AA Pincés	TOOL IN™	528
	ER16 Spring Collets ER16 Pincés	TOOL IN™	529
	ER16_AA Spring Collets ER16_AA Pincés	TOOL IN™	529
	ER16 Spring Collets with coolant ER16 Pincés pour arrosage au centre	TOOL IN™	530
	ER16_Jet2 Spring Collets with coolant ER16_Jet2 Pincés pour arrosage au centre	TOOL IN™	530
	ER 16_GB Spring Collets with square socket ER 16_GB Pincés avec douille carrée	TOOL IN™	531
	ER20 Spring Collets ER20 Pincés	TOOL IN™	531

Subject to printing error or technical changes. / Sous réserve d'erreurs d'impression ou de modifications techniques.







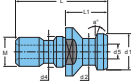
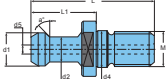
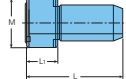
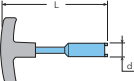
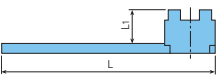

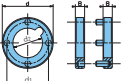
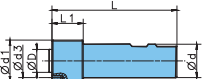
ADAPTIONS / ATTACHMENTS

	Adaptions / Attachements	Code / Série	Page
	ER20_AA Spring Collets ER20_AA Pinces	TOOLIN™	532
	ER20 Spring Collets with coolant ER20 Pinces Pinces pour arrosage au centre	TOOLIN™	532
	ER20_Jet2 Spring Collets with coolant ER20_Jet2 Pinces pour arrosage au centre	TOOLIN™	533
	ER 20_GB Spring Collets with square socket ER 20_GB Pinces avec douille carree	TOOLIN™	533
	ER25 Spring Collets ER25 Pinces	TOOLIN™	534
	ER25_AA Spring Collets ER25_AA Pinces	TOOLIN™	535
	ER25 Spring Collets with coolant ER25 Pinces pour arrosage au centre	TOOLIN™	536
	ER25_Jet2 Spring Collets with coolant ER25_Jet2 Pinces pour arrosage au centre	TOOLIN™	537
	ER 25_GB Spring Collets with square socket ER 25_GB Pinces avec douille carree	TOOLIN™	538
	ER32 Spring Collets ER32 Pinces	TOOLIN™	539
	ER32_AA Spring Collets ER32_AA Pinces	TOOLIN™	540
	ER32 Spring Collets with coolant ER32 Pinces pour arrosage au centre	TOOLIN™	541
	ER32_Jet2 Spring Collets with coolant ER32_Jet2 Pinces pour arrosage au centre	TOOLIN™	542
	ER 32_GB Spring Collets with square socket ER 32_GB Pinces avec douille carree	TOOLIN™	543

Subject to printing error or technical changes. / Sous réserve d'erreurs d'impression ou de modifications techniques.



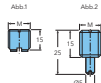
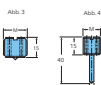

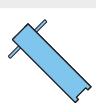
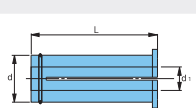
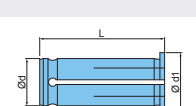
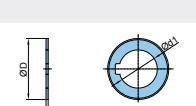
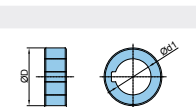
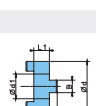
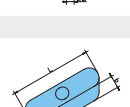




ADAPPTIONS / ATTACHMENTS

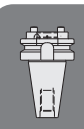
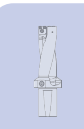
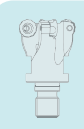
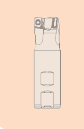
	Adaptions / Attachements	Code / Série	Page
	ER40 Spring Collets ER40 Pinces	TOOLIN™	544
	ER40_AA Spring Collets ER40_AA Pinces	TOOLIN™	545
	ER40 Spring Collets with coolant ER40 Pinces pour arrosage au centre	TOOLIN™	546
	ER40_Jet2 Spring Collets with coolant ER40_Jet2 Pinces pour arrosage au centre	TOOLIN™	547
	ER 40_GB Spring Collets with square socket ER 40_GB Pinces avec douille carree	TOOLIN™	548
	ER50 Spring Collets ER50 Pinces	TOOLIN™	549
	Draw bolt DIN69872 / ISO 7388 Tirette DIN 69872 / ISO 7388		550
	Draw bolt mas bt Tirette Mas BT		551
	Coolant tube Tube de lubrification		552
	Socket Wrench for coolant tube Clé de fixation		552
	Wrench for cutter retaining screw Clé de fixation		553
	Cutter retaining screw Vis de serrage pour fraise		553
	Spigot set for tsc slot mills Flasque d'entraînement pour fraise disque TSC		554
	T-Clamp weldon adaption for TSC slot mills Attachement slot-in weldon pour fraise disque TSC		554

Subject to printing error or technical changes. / Sous réserve d'erreurs d'impression ou de modifications techniques.

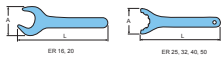
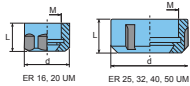
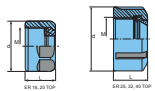
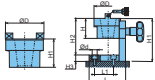
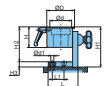
ADAPPTIONS / ATTACHMENTS

	Adaptions / Attachements	Code / Série	Page
	<p>T-Clamp shell-type adaption for TSC slot mills Adaptateur porte-fraise slot-in pour Fraise disque TSC</p>		555
	<p>Clamping Screw for end mill Adaptions Vis de serrage pour adaptateur fraise</p>		555
	<p>Adjusting screw Vis d'ajustement</p>		556
	<p>Adjusting screw with internal coolant supply Vis d'ajustement avec arrosage central</p>		557
	<p>Screw for hydraulic clamping chuck Vis pour fixation mandrin hydraulique</p>		558
	<p>Socket wrench Clé de fixation</p>		559
	<p>Intermediate sleeves to reduce clamping diameter Douilles intermédiaires pour réduire le dia serrage</p>		560
	<p>Intermediate sleeves to reduce clamping diameter Douilles intermédiaires pour réduire le dia serrage</p>		561
	<p>Spacer DIN 2084 / Form A Entretoise DIN 2084 / Form A</p>		562
	<p>Spacer DIN 2084 / Form B Entretoise DIN 2084 / Form B</p>		564
	<p>Drive ring for combi arbors Bague d'entraînement</p>		566
	<p>Feather key for combi arbors Clavette</p>		567
	<p>Screw for InnoFit-adaption Vis de serrage pour attachement InnoFit</p>		568
	<p>Wrench Clé pour serrage</p>		568

Subject to printing error or technical changes. / Sous réserve d'erreurs d'impression ou de modifications techniques.

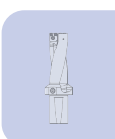
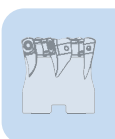
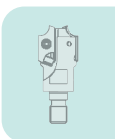
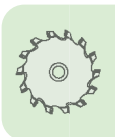


ADAPTIONS / ATTACHMENTS

	Adaptions / Attachements	Code / Série	Page
	<p>Wrench Clé pour ER...</p>		569
	<p>ER... Clamping nut ER... Ecrou de serrage</p>		570
	<p>ER... Top clamping nut ER... Ecrou de serrage superieur</p>		570
	<p>Tool mounting device Dispositif de support d'outil</p>		571
	<p>Tool mounting device Dispositif de support d'outil</p>		571

Subject to printing error or technical changes. / Sous réserve d'erreurs d'impression ou de modifications techniques.

	Adaptions / Attachements	Code / Série	Page

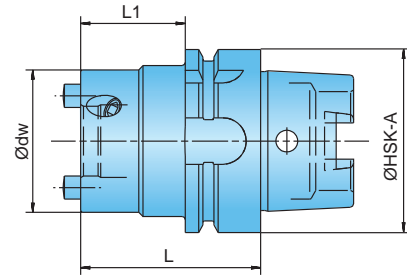


Subject to printing error or technical changes. / Sous réserve d'erreurs d'impression ou de modifications techniques.

INNOFIT™ HSK-ADAPTION HSK 50...100 - MODULAR ATTACHEMENT HSK 50...100 - MODULAIRE



DIN 69893 / DIN 69893



modular / Modulaire

Designation Réf. de l'article	MOD1	dw	L	L1	MOD	HSK-A		
HSKA50Z4SA060	40	49	60	34	40	50	✓	0,67
HSKA63Z4SA062	40	49	62	35	40	63	✓	1,04
HSKA63Z4SB062	40	61	62	38	40	63	✓	1,19
HSKA80Z4SA068	40	49	68	42	40	80	✓	1,54
HSKA80Z5SA080	50	78	80	54	50	80	✓	2,41
HSKA100Z4SA080	40	49	80	42	40	100	✓	2,80
HSKA100Z4SB080	40	61	80	50	50	100	✓	2,97
HSKA100Z5SA080	50	78	80	50	50	100	✓	3,50

SPARE PARTS
ACCESSOIRES



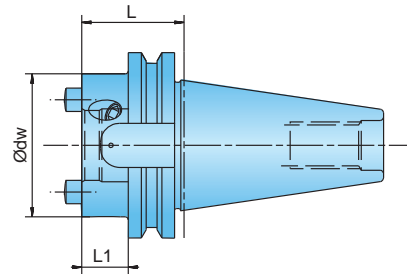
page 568 568 552

① = Screw / Vis de serrage ② = Wrench / Clé de serrage ③ = Coolant tube / Tube de lubrification

INNOFIT™ TAPER ADAPTION DIN 69871 - MODULAR ATTACHEMENT DIN69871 - MODULAIRE



DIN 69871 / DIN 69871



modular / Modulaire

Designation Réf. de l'article	MOD1	dw	L	L1	MOD	SK		
69871A40Z4SA035	40	49	35	15	40	40	✓	0,90
69871A50Z4SA035	40	49	35	13	40	50	✓	2,71
69871A50Z4SB035	40	61	35	15	50	50	✓	2,85
69871A50Z5SA035	50	78	35	15	50	50	✓	2,80

SPARE PARTS
ACCESSOIRES

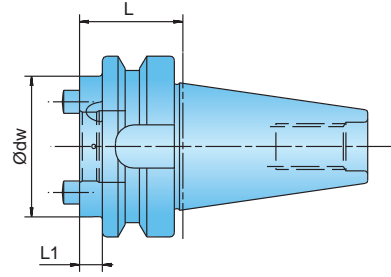


page 568 568 550

① = Screw / Vis de serrage ② = Wrench / Clé de serrage ③ = Draw bolt / Tirette

INNOFIT™ TAPER ADAPTION BT40/50 - MODULAR ATTACHEMENT BT40/50 - MODULAIRE

JIS-B 6339 (MAS BT) / JIS-B 6339 (MAS BT)



modular / Modulaire

Designation Réf. de l'article	MOD1	dw	L	L1	MOD	BT		
BT40Z4SA035	40	49	35	7	40	40	✓	0,95
BT50Z4SA045	40	49	45	6	40	50	✓	3,57
BT50Z5SA045	50	78	45	6	50	50	✓	3,42

SPARE PARTS
ACCESSOIRES

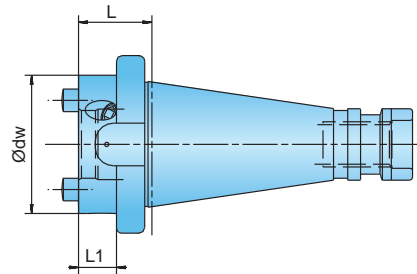


page 568 568 550

① = Screw / Vis de serrage ② = Wrench / Clé de serrage ③ = Draw bolt / Tirette

INNOFIT™ TAPER ADAPTION DIN 2080 - MODULAR ATTACHEMENT DIN2080 - MODULAIRE

DIN 2080 / DIN 2080



modular / Modulaire

Designation Réf. de l'article	MOD1	dw	L	L1	MOD	SK		
2080A40Z4SA025	40	49	25	12	40	40	✓	0,82
2080A50Z4SA035	40	49	35	19	40	50	✓	2,78
2080A50Z5SA035	50	78	35	19	40	50	✓	2,95

SPARE PARTS
ACCESSOIRES



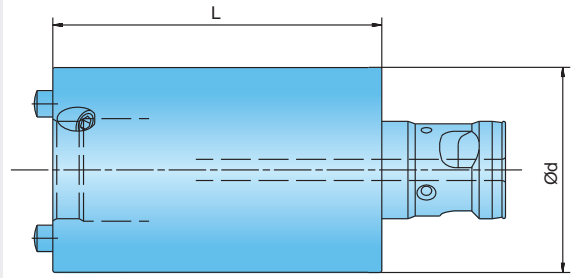
page 568 568 550

① = Screw / Vis de serrage ② = Wrench / Clé de serrage ③ = Draw bolt / Tirette



INNOFIT™ EXTENSION Z4Z4 / Z5Z5
RALLONGE Z4Z4 / Z5Z5



modular / Modulaire



modular / Modulaire

Designation Réf. de l'article	MOD1	d	L	MOD		
Z4Z4SA050	40	49	50	40	✓	0,68
Z4Z4SA075	40	49	75	40	✓	1,04
Z4Z4SA100	40	49	100	40	✓	1,39
Z4Z4SB050	40	61	50	40	✓	1,05
Z4Z4SB075	40	61	75	40	✓	1,61
Z4Z4SB100	40	61	100	40	✓	2,17
Z4Z4SB125	40	61	125	40	✓	2,73
Z5Z5SA075	50	78	75	50	✓	2,65
Z5Z5SA100	50	78	100	50	✓	3,57
Z5Z5SA125	50	78	125	50	✓	4,29

SPARE PARTS
ACCESSOIRES

①



②



page

568

568

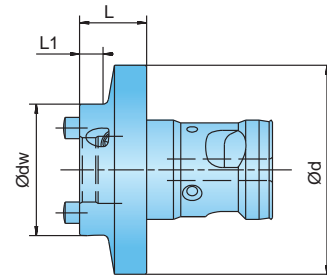
① = Screw / Vis de serrage ② = Wrench / Clé de serrage

INNOFIT™ REDUCTION Z5Z4

REDUCTION Z5Z4



modular / Modulaire



modular / Modulaire

Designation Réf. de l'article	MOD1	d	dw	L	L1	MOD	IK	kg
Z5Z4SA025	40	78	49	25	9	50	✓	0,85
Z5Z4SA050	40	78	49	50	34	50	✓	1,20
Z5Z4SA075	40	78	49	75	59	50	✓	1,55
Z5Z4SA100	40	78	49	100	84	50	✓	1,88
Z5Z4SB025	40	78	61	25	9	50	✓	0,92
Z5Z4SB050	40	78	61	50	34	50	✓	1,48
Z5Z4SB075	40	78	61	75	59	50	✓	2,04
Z5Z4SB100	40	78	61	100	84	50	✓	2,60

SPARE PARTS
ACCESSOIRES



page

568

568

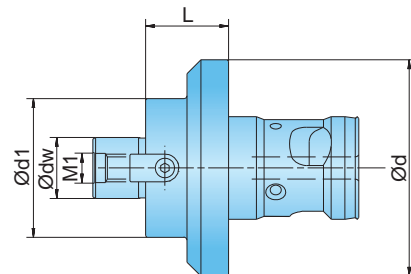
① = Screw / Vis de serrage ② = Wrench / Clé de serrage

INNOFIT™ CENTER PIN Z4SM / Z5SM

ATTACHEMENT PORTE-FRAISE Z4SM / Z5SM



modular / Modulaire



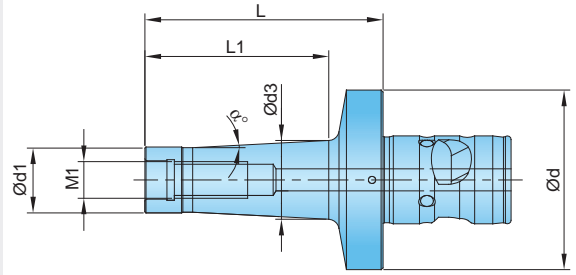
Designation Réf. de l'article	d	dw	d1	L	M1	MOD	IK	kg
Z4SM16SA023	49	16	36	23	M8	40	✓	0,38
Z4SM22SA016	49	22	49	16	M10	40	✓	0,39
Z4SM27SA020	49	27	60	20	M12	40	✓	0,60
Z4SM16SB023	61	16	61	16	M8	40	✓	0,42
Z4SM22SB016	61	22	61	16	M10	40	✓	0,46
Z4SM27SB020	61	27	61	20	M12	40	✓	0,57
Z5SM22SA030	78	22	50	30	M10	50	✓	1,14
Z5SM27SA030	78	27	60	30	M12	50	✓	1,26
Z5SM32SA030	78	32	78	30	M16	50	✓	1,57
Z5SM40SA030	78	40	88	30	M20	50	✓	1,94

INNOFIT™ SCREW-IN TYPE MANDRIN PORTE FRAISES Á VISSER

modular / Modulaire

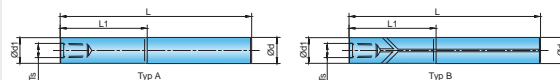


screw-in type connection / Tête vissée





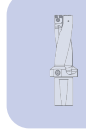
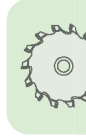
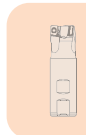
Designation Réf. de l'article	d	d1	d3	L	L1	α	M1	MOD		 kg
Z4MOD08SK065	49	13	17	65	50	3	M8	40	✓	0,32
Z4MOD08SK115	49	13	22	115	100	3	M8	40	✓	0,43
Z4MOD08SK165	49	13	27	165	150	3	M8	40	✓	0,61
Z4MOD10SK065	49	18	22	65	50	3	M10	40	✓	0,36
Z4MOD10SK115	49	18	27	115	100	3	M10	40	✓	0,54
Z4MOD10SK165	49	18	32	165	150	3	M10	40	✓	0,80
Z4MOD12SK065	49	21	25	65	50	3	M12	40	✓	0,40
Z4MOD12SK115	49	21	30	115	100	3	M12	40	✓	0,63
Z4MOD12SK165	49	21	36	165	150	3	M12	40	✓	0,95
Z4MOD08SF065	61	13	17	65	50	3	M8	40	✓	0,41
Z4MOD08SF115	61	13	22	115	100	3	M8	40	✓	0,51
Z4MOD08SF165	61	13	27	165	150	3	M8	40	✓	0,69
Z4MOD10SF065	61	18	22	65	50	3	M10	40	✓	0,45
Z4MOD10SF115	61	18	27	115	100	3	M10	40	✓	0,63
Z4MOD10SF165	61	18	32	165	150	3	M10	40	✓	0,88
Z4MOD12SF065	61	21	25	65	50	3	M12	40	✓	0,49
Z4MOD12SF115	61	21	30	115	100	3	M12	40	✓	0,71
Z4MOD12SF165	61	21	36	165	150	3	M12	40	✓	1,03
Z4MOD16SF065	61	29	33	65	50	3	M16	40	✓	0,60
Z4MOD16SF115	61	29	38	115	100	3	M16	40	✓	0,98
Z4MOD16SF165	61	29	43	165	150	3	M16	40	✓	1,50
Z4MOD16SB070	61	29	29	70	50	-	M16	40	✓	0,62
Z4MOD16SB095	61	29	29	95	75	-	M16	40	✓	0,74
Z4MOD16SB120	61	29	29	120	100	-	M16	40	✓	0,86

cylindrical shank / Queue Cylindrique



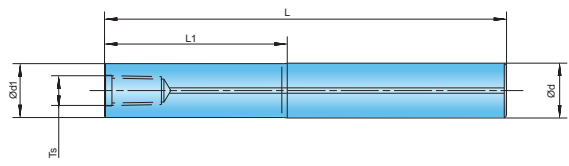
CHIP-SURFER connection / CHIP-SURFER connexion

Designation Réf. de l'article	d	d1	L	L1	Ts	Typ		
S008T05SA015	8	7,6	60	15	T5	A		0,022
S008T05SA070	8	8	70	-	T5	A		0,026
S012T05SA150	12	12	150	-	T5	A		0,130
S010T06SA020	10	9,5	75	17,5	T6	A		0,051
S010T06DA020	10	9,5	75	17,5	T6	B	✓	0,037
S010T06SA010	10	10	80	-	T6	A		0,055
S010T06DA010	10	10	80	-	T6	B	✓	0,037
S016T06SA200	16	16	200	-	T6	A		0,326
S012T08SA015	12	11,5	90	10,5	T8	A		0,083
S012T08DA015	12	11,5	90	10,5	T8	B	✓	0,076
S012T08SA012	12	12	90	-	T8	A		0,084
S012T08DA012	12	12	90	-	T8	B	✓	0,077
S020T08SA250	20	20	250	-	T8	A		0,600
S016T10SA018	16	15,2	100	18	T10	A		0,154
S016T10DA018	16	15,2	100	48	T10	B	✓	0,134
S016T10SA016	16	16	100	-	T10	A		0,156
S016T10DA016	16	16	100	-	T10	B	✓	0,141
S025T10SA250	25	25	250	-	T10	A		0,938
S020T12SA025	20	18,3	120	25	T12	A		0,270
S020T12DA025	20	18,3	120	70	T12	B	✓	0,250
S025T15SA035	25	23,9	135	35	T15	A		0,474
S032T15SA009	32	23,9	100	9	T15	A		0,300





CHIP-SURFER™ CYLINDRICAL STEEL SHANK WITH IC CENTRAL
RALLONGE CYLINDRIQUE EN ACIER AVEC ARROSAGE AU CENTRE

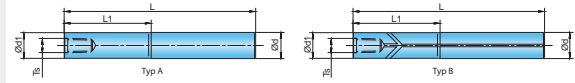
cylindrical shank / Queue Cylindrique





CHIP-SURFER connection / CHIP-SURFER connexion

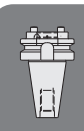
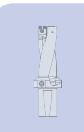
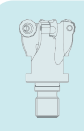
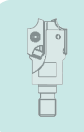
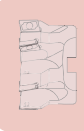
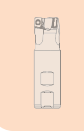
Designation Réf. de l'article	d	d1	L	L1	Ts		 kg
S010T06DA012-01	10	9,6	75	12	T6	✓	0,040
S012T08DA014-01	12	11,5	90	14	T8	✓	0,077
S012T08DA042-01	12	11,5	90	42	T8	✓	0,082
S016T10DA020-01	16	15,3	100	20	T10	✓	0,120
S016T10DA042-01	16	15,3	100	42	T10	✓	0,135
S020T12DA048-01	20	18,3	120	48	T12	✓	0,200
S020T12DA025-01	20	18,3	120	25	T12	✓	0,120
S025T15DA035-01	25	23,9	135	35	T15	✓	0,424
S025T15DA050-01	25	23,9	135	50	T15	✓	0,400

cylindrical shank / Queue Cylindrique



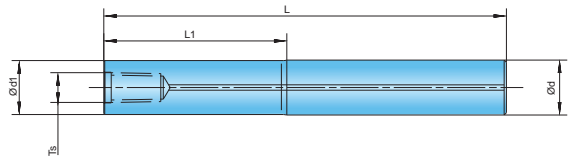
CHIP-SURFER connection / CHIP-SURFER connexion

Designation Réf. de l'article	d	d1	L	L1	Ts	Typ		
S008T05CA020	8	7,6	70	18	T5	A		0,042
S008T05CA040	8	7,6	90	38	T5	A		0,056
S008T05CA060	8	7,6	110	57,9	T5	A		0,068
S010T06CA020	10	9,6	70	18	T6	A		0,077
S010T06CA040	10	9,6	90	38	T6	A		0,062
S010T06CA060	10	9,6	110	57,9	T6	A		0,110
S010T06CA064	10	10	100	-	T6	A		0,104
S010T06CA100	10	9,6	150	100	T6	A		0,152
S012T08CA020	12	11,5	70	17,9	T8	A		0,096
S012T08CA040	12	11,5	90	37,9	T8	A		0,121
S012T08CA060	12	11,5	110	57,8	T8	A		0,156
S012T08CA080	12	11,5	130	77,8	T8	A		0,188
S012T08CA078	12	12	100	-	T8	B	✓	0,124
S016T10CA040	16	15,2	90	37,5	T10	A		0,214
S016T10CA060	16	15,2	110	57,4	T10	A		0,266
S016T10CA080	16	15,2	130	77,4	T10	A		0,320
S016T10CA100	16	15,2	150	97,4	T10	A		0,374
S020T12CA040	20	18,3	90	36,6	T12	A		0,318
S020T12CA080	20	18,3	130	76,5	T12	A		0,470
S020T12CA120	20	18,3	200	116,5	T12	A		0,760
S025T15CA060	25	23,9	120	57	T15	A		0,640
S025T15CA100	25	23,9	170	97	T15	A		0,958
S025T15CA150	25	23,9	250	147	T15	A		1,452





CHIP-SURFER™ CYLINDRICAL CARBIDE SHANK WITH IC CENTRAL
RALLONGE CYLINDRIQUE EN CARBURE AVEC ARROSAGE AU CENTRE

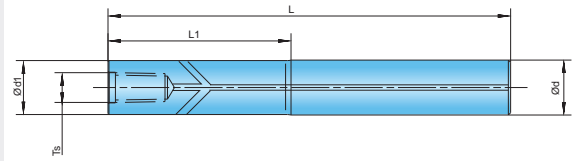
cylindrical shank / Queue Cylindrique



CHIP-SURFER connection / CHIP-SURFER connexion

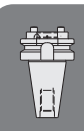
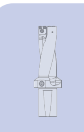
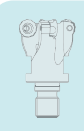
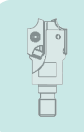
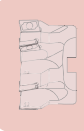
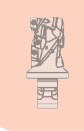
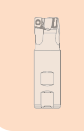
Designation Réf. de l'article	d	d1	L	L1	Ts		 kg
S012T08CA020-02	12	11,5	90	20	T8	✓	0,082
S012T08CA040-02	12	11,5	90	40	T8	✓	0,108
S012T08CA060-01	12	11,5	110	60	T8	✓	0,118
S012T08CA080-01	12	11,5	130	80	T8	✓	0,172
S016T10CA040-03	16	15,3	90	40	T10	✓	0,168
S016T10CA060-02	16	15,3	110	60	T10	✓	0,168
S020T12CA040-01	20	18,3	90	40	T12	✓	0,300
S020T12CA080-01	20	18,3	130	80	T12	✓	0,438
S020T12CA120-01	20	18,3	200	120	T12	✓	0,700

cylindrical shank / Queue Cylindrique



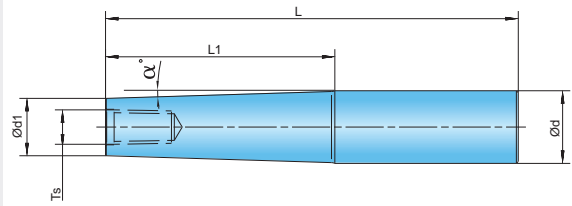
CHIP-SURFER connection / CHIP-SURFER connexion

Designation Réf. de l'article	d	d1	L	L1	Ts	IK	kg
S008T05HA020	8	7,6	70	20	T5		0,056
S008T05HA040	8	7,6	90	40	T5		0,065
S008T05HA060	8	7,6	110	60	T5		0,088
S010T06HA020	10	9,6	70	20	T6	✓	0,078
S010T06HA040	10	9,6	90	40	T6	✓	0,100
S010T06HA060	10	9,6	110	60	T6	✓	0,120
S012T08HA020	12	11,5	70	20	T8	✓	0,114
S012T08HA040	12	11,5	90	40	T8	✓	0,148
S012T08HA060	12	11,5	110	60	T8	✓	0,180
S012T08HA080	12	11,5	130	80	T8	✓	0,212
S016T10HA020	16	15,2	70	20	T10	✓	0,208
S016T10HA040	16	15,2	90	40	T10	✓	0,270
S016T10HA060	16	15,2	110	60	T10	✓	0,326
S016T10HA080	16	15,2	130	80	T10	✓	0,390
S016T10HA100	16	15,2	150	100	T10	✓	0,452
S020T12HA040	20	18,3	90	40	T12	✓	0,412
S020T12HA080	20	18,3	130	80	T12	✓	0,590
S020T12HA120	20	18,3	200	120	T12	✓	0,920



CHIP-SURFER™ CONICAL STEEL SHANK RALLONGE CONIQUE EN ACIER

cylindrical shank / Queue Cylindrique



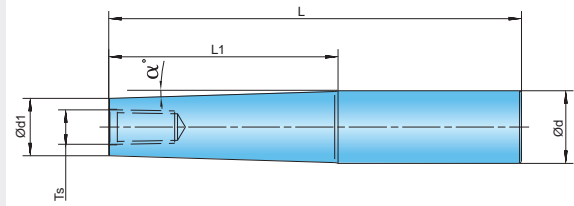
CHIP-SURFER connection / CHIP-SURFER connexion

Designation Réf. de l'article	d	d1	L	L1	α	Ts	kg
S016T06SK034	16	9,6	125	34	5,0	T6	0,193
S016T06SK045	16	9,6	160	45	1,0	T6	0,120
S016T08SK022	16	11,5	140	22	5,0	T8	0,220
S020T08SK080	20	11,5	170	80	3,0	T8	0,303
S025T12SK040	25	18,3	160	40	4,8	T12	0,110
S025T12SK100	25	18,3	210	100	2,0	T12	0,656
S032T12SK080	32	18,3	190	80	4,9	T12	0,560
S040T15SK100	40	23,9	250	100	9,2	T15	2,115

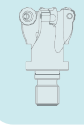
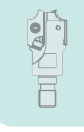
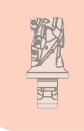
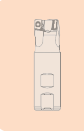
cylindrical shank / Queue Cylindrique



CHIP-SURFER connection / CHIP-SURFER connexion



Designation Réf. de l'article	d	d1	L	L1	α	Ts	kg
S012T05CK060	12	7,6	110	54,7	1,5	T5	0,126
S012T05CK080	12	7,6	130	76,1	1,5	T5	0,148
S016T05CK100	16	7,6	150	90,1	1,5	T5	0,275
S012T06CK060	12	9,6	110	60	1,5	T6	0,110
S016T06CK080	16	9,6	130	80	1,5	T6	0,260
S016T06CK100	16	9,6	150	94,1	1,5	T6	0,272
S016T06CK120	16	9,6	170	115,5	1,5	T6	0,110
S016T08CK080	16	11,5	130	76	1,5	T8	0,282
S016T08CK100	16	11,5	150	96,4	1,3	T8	0,330
S020T08CK120	20	11,5	170	110,4	1,5	T8	0,473
S020T10CK100	20	15,2	150	96,1	1,4	T10	0,100
S020T10CK120	20	15,2	170	116,5	1,1	T10	0,608
S020T10CK140	20	15,2	190	140	1,0	T10	0,682
S020T10CK160	20	15,2	210	160	0,9	T10	0,754
S025T12CK120	25	18,3	180	114,2	1,6	T12	0,914
S025T12CK140	25	18,3	250	135,6	1,35	T12	1,396
S032T15CK150	32	23,9	250	143,3	3,1	T15	1,884
S032T15CK200	32	23,9	300	195,7	2,3	T15	2,616

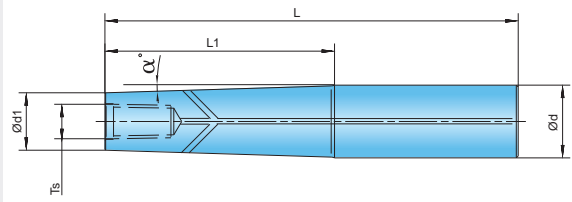




CHIP-SURFER™ CONICAL HEAVY METAL SHANK RALLONGE CONIQUE EN MÉTAL LOUR (TÊTE VISSÉE)

cylindrical shank / Queue Cylindrique



CHIP-SURFER connection / CHIP-SURFER connexion

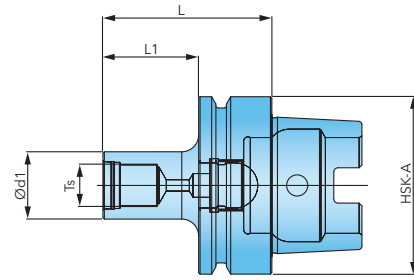


Designation Réf. de l'article	d	d1	L	L1	α	T ₈		
S012T05HK060	12	7,6	110	60	1,5	T5		0,140
S012T05HK080	12	7,6	130	80	1,5	T5		0,164
S012T06HK060	12	9,6	110	60	1,5	T6	✓	0,170
S016T06HK080	16	9,6	130	80	1,5	T6	✓	0,285
S016T06HK100	16	9,6	150	100	1,5	T6	✓	
S016T06HK120	16	9,6	170	120	1,5	T6	✓	
S016T08HK080	16	11,5	130	80	1,5	T8	✓	0,320
S016T08HK100	16	11,5	150	100	1,3	T8	✓	0,384
S020T08HK120	20	11,5	170	120	1,5	T8	✓	0,526
S020T10HK100	20	15,2	150	100	1,2	T10	✓	
S020T10HK120	20	15,2	170	120	1,1	T10	✓	
S020T10HK140	20	15,2	190	140	1,0	T10	✓	
S020T10HK160	20	15,2	210	160	0,9	T10	✓	
S025T12HK120	25	18,3	180	120	1,6	T12	✓	1,154
S025T12HK140	25	18,3	250	140	1,35	T12	✓	
S025T12HK140-01	25	18,3	200	150	1,35	T12	✓	1,207
S025T12HK160-01	25	18,3	250	160	1,35	T12	✓	1,765

CHIP-SURFER™ HSK-A63 ADAPTION

HSK-A63 MANDRIN PORTE FRAISE CHIP-SURFER


DIN 69893 / DIN 69893



CHIP-SURFER connection / CHIP-SURFER connexion

Designation Réf. de l'article	d1	L	L1	Ts	HSK-A	kg
HSKA63T06X50	9,5	50	18	T6	63	0,705
HSKA63T08X50	11,5	50	18	T8	63	0,716
HSKA63T10X55	15,2	55	23	T10	63	0,730
HSKA63T12X55	18,3	55	23	T12	63	0,400
HSKA63T15X60	23,9	60	28	T15	63	0,760

SPARE PARTS
ACCESSOIRES



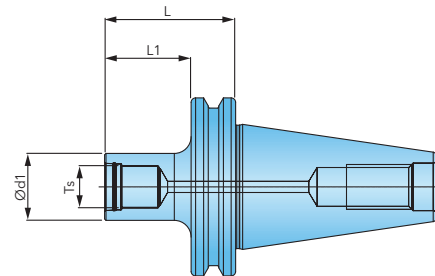
page 552 552

① = Coolant tube / Tube de lubrification ② = Socket wrench / Clé de fixation

CHIP-SURFER™ DIN 69871-A40 ADAPTION

DIN 69871-A40 MANDRIN PORTE FRAISE CHIP-SURFER

DIN 69871 / DIN 69871



CHIP-SURFER connection / CHIP-SURFER connexion

Designation Réf. de l'article	d1	L	L1	Ts	SK	kg
DIN6987140T06X40	9,5	40	15	T6	40	0,858
DIN6987140T08X45	11,5	45	20	T8	40	0,869
DIN6987140T10X50	15,2	50	25	T10	40	0,884
DIN6987140T12X50	18,3	50	25	T12	40	0,898
DIN6987140T15X50	23,9	50	25	T15	40	0,928

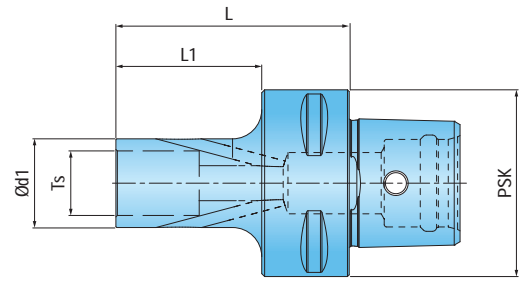
SPARE PARTS
ACCESSOIRES



page 550

① = Draw bolt / Tirette

ISO 26623-1 / ISO 26623-1

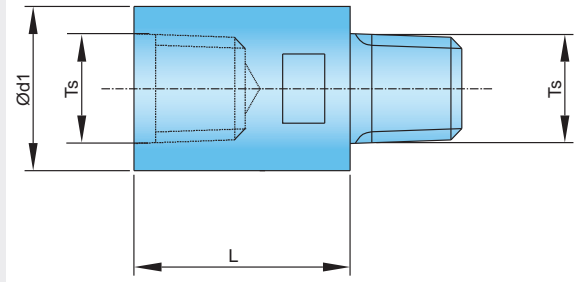


CHIP-SURFER connection / CHIP-SURFER connexion

Designation Réf. de l'article	d1	L	L1	Ts	PSK		
CPT32T05SA035	7,6	35	20	T5	32		
CPT32T06SA035	9,25	35	20	T6	32	✓	0,124
CPT32T08SA040	11,6	40	25	T8	32	✓	0,125
CPT32T10SA040	15,3	40	25	T10	32	✓	0,150
CPT32T12SA045	18,3	45	30	T12	32	✓	
CPT40T06SA045	9,25	45	25	T6	40	✓	
CPT40T08SA045	11,6	45	25	T8	40	✓	
CPT40T10SA050	15,3	50	30	T10	40	✓	
CPT40T12SA055	18,3	55	35	T12	40	✓	
CPT40T15SA055	23,9	55	35	T15	40	✓	0,350
CPT50T10SA060	15,3	60	40	T10	50	✓	
CPT50T12SA060	18,3	60	40	T12	50	✓	0,480
CPT50T15SA060	23,9	60	40	T15	50	✓	0,580
CPT63T12SA065	18,3	65	43	T12	63	✓	0,001
CPT63T15SA065	23,9	65	43	T15	63	✓	
CPT80T15SA070	23,9	70	40	T15	80	✓	0,002

CHIP-SURFER™ CARBIDE EXTENSION TS RALLONGE

CHIP-SURFER connection / CHIP-SURFER connexion

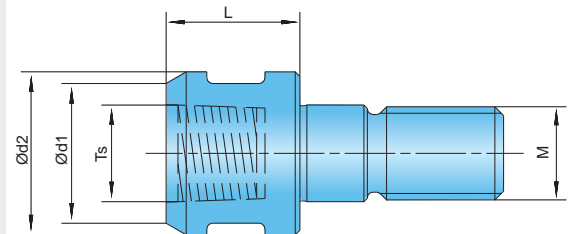


CHIP-SURFER connection / CHIP-SURFER connexion

Designation Réf. de l'article	d1	L	Ts	kg
T05T05SA-10	7,6	25,4	T5	0,022
T06T06SA-10	9,3	25,4	T6	0,020
T08T08SA-10	11,5	25,4	T8	0,020
T10T10SA-15	15,2	38,1	T10	0,076
T12T12SA-15	18,3	38,1	T12	0,106
T15T15SA-17	23,9	45	T15	0,210

CHIP-SURFER™ EXTENSION FOR METRIC THREAD EXTENSION POUR FILETAGE METRIQUE

screw-in type connection / Tête vissée



CHIP-SURFER connection / CHIP-SURFER connexion

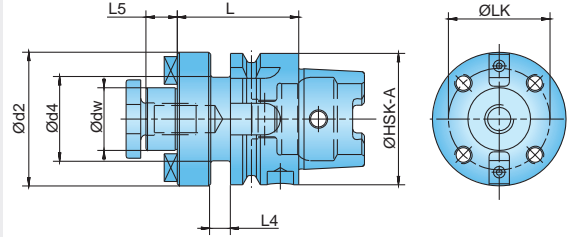
Designation Réf. de l'article	d1	d2	L	M	Ts	kg
MOD06T06SK016	9,3	9,7	16	M6	T6	0,010
MOD08T06SK016	9,6	13	16	M8	T6	0,020
MOD08T08SK016	11,7	13	16	M8	T8	0,025
MOD08T08SK025	11,7	13	25	M8	T8	0,028
MOD08T06SK025	9,3	13	25	M8	T6	0,020
MOD10T06SK025	9,6	18	25	M10	T6	0,036
MOD10T08SK020	11,7	18	20	M10	T8	0,038
MOD10T08SK025	11,7	18	25	M10	T8	0,033
MOD12T08SK020	11,7	21	20	M12	T8	0,048
MOD12T08SK025	11,7	21	25	M12	T8	0,040

TOOLIN™ HSK-A63/100 SHELL END MILL ARBORS BIG COLLAR HSK-A63/100 MANDRIN PORTE FRAISE GRANDE FACE D'APPUI

DIN 69893 A / DIN 69893 A



DIN 3937 / DIN 3937



Designation Réf. de l'article	dw	d2	d4	LK	L	L4	L5	HSK-A		
HSKA63SM16SA50	16	38	-	-	50	-	17	63	✓	1,00
HSKA63SM22SA50	22	48	53	-	50	16	19	63	✓	1,10
HSKA63SM22SA100	22	48	53	-	100	16	19	63	✓	1,80
HSKA63SM27SA60	27	78	53	-	60	16	21	63		1,40
HSKA63SM27SA60-02	27	60	53	-	60	16	21	63	✓	1,30
HSKA63SM27SA100	27	78	53	-	100	16	21	63	✓	2,30
HSKA63SM32SA60	32	78	53	-	60	16	24	63	✓	1,70
HSKA63SM32SA100	32	78	53	-	100	16	24	63	✓	3,20
HSKA63FM40SA60	40	89	53	66,7	60	16	27	63	✓	2,00
HSKA63FM40SA100	40	89	53	66,7	100	16	27	63	✓	4,00
HSKA100SM22SA50	22	48	-	-	50	-	19	100	✓	2,50
HSKA100SM22SA100	22	48	-	-	100	-	19	100		3,30
HSKA100SM22SA160	22	48	-	-	160	-	19	100		4,20
HSKA100SM27SA50	27	78	-	-	50	-	21	100		2,60
HSKA100SM27SA100	27	78	-	-	100	-	21	100		3,70
HSKA100SM27SA160	27	78	-	-	160	-	21	100		5,10
HSKA100SM32SA50	32	78	-	-	50	-	24	100	✓	2,80
HSKA100SM32SA100	32	78	-	-	100	-	24	100		4,60
HSKA100SM32SA160	32	78	-	-	160	-	24	100		6,90
HSKA100FM40SA60	40	88	85	66,7	60	16	27	100	✓	3,40
HSKA100FM40SA100	40	89	85	66,7	100	16	27	100		5,40
HSKA100FM40SA160	40	89	85	66,7	160	16	27	100		8,30
HSKA100FM60SA75	60	128	85	101,6	75	16	40	100		5,80
HSKA100FM60SA160	60	128	85	101,6	160	16	40	100		14,00

SPARE PARTS
ACCESSOIRES

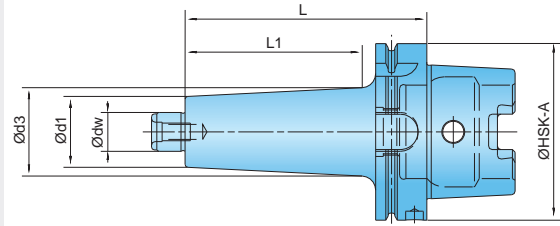




page 552 552 553 553

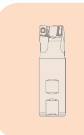
① = Coolant tube / Tube de lubrification ② = Socket wrench / Clé de fixation ③ = Cutter retaining screws / Vis de serrage pour fraise ④ = Wrench / Clé de fixation





TOOLIN™ HSK-A63/100 SHELL END MILL ARBORS EXTRA LONG
HSK-A63/100 MANDRIN PORTE FRAISE À ALESAGE EXTRA LONG

DIN 69893 A / DIN 69893 A



Designation Réf. de l'article	dw	d1	d3	L	L1	HSK-A		
HSKA63SM22SK084	22	40	50	84	50	63	✓	1,80
HSKA63SM22SK134	22	40	50	134	100	63	✓	3,00
HSKA63SM22SK184	22	40	50	184	150	63	✓	4,00
HSKA63SM22SK234	22	40	50	234	200	63	✓	5,20
HSKA63SM27SA084	27	60	60	84	50	63	✓	2,00
HSKA63SM27SA134	27	60	60	134	100	63	✓	3,20
HSKA63SM27SA184	27	60	60	184	150	63	✓	4,30
HSKA63SM27SA234	27	60	60	234	200	63	✓	5,50
HSKA63SM27SA284	27	60	60	284	250	63	✓	7,50
HSKA63SM27SA334	27	60	60	334	300	63	✓	9,00
HSKA100SM22SK087	22	40	50	87	50	100	✓	3,70
HSKA100SM22SK137	22	40	55	137	100	100	✓	4,70
HSKA100SM22SK187	22	40	62	187	150	100	✓	6,50
HSKA100SM22SK237	22	40	65	237	200	100	✓	7,40
HSKA100SM27SK087	27	60	65	87	50	100	✓	4,00
HSKA100SM27SK137	27	60	65	137	100	100	✓	5,00
HSKA100SM27SK187	27	60	65	187	150	100	✓	6,70
HSKA100SM27SK237	27	60	65	237	200	100	✓	7,50
HSKA100SM27SK287	27	60	78	287	250	100	✓	10,00
HSKA100SM27SK337	27	60	78	337	300	100	✓	11,50

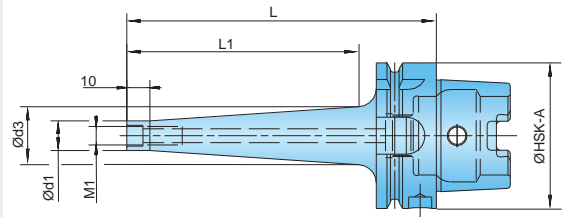


SPARE PARTS ACCESSOIRES				
page	552	552	553	553

① = Coolant tube / Tube de lubrification ② = Socket wrench / Clé de fixation ③ = Cutter retaining screws / Vis de serrage pour fraise ④ = Wrench / Clé de fixation

TOOLIN™ HSK-A63 SCREW-IN TYPE HSK-A63 MANDRIN PORTE FRAISE À VISSER

DIN 69893 A / DIN 69893 A



Designation Réf. de l'article	d1	d3	L	L1	M1	HSK-A		
HSKA630DP6X59	9,7	10	59	25	M6	63	✓	0,80
HSKA630DP6X109	9,8	23	109	75	M6	63	✓	0,80
HSKA630DP8X59	13	15	59	25	M8	63	✓	0,80
HSKA630DP8X84	13	20	84	50	M8	63	✓	0,80
HSKA630DP8X109	13	23	109	75	M8	63	✓	0,80
HSKA630DP8X134	13	25	134	100	M8	63	✓	0,90
HSKA630DP8X184	13	25	184	150	M8	63	✓	1,00
HSKA630DP10X59	18	20	59	25	M10	63	✓	0,80
HSKA630DP10X84	18	24	84	50	M10	63	✓	0,90
HSKA630DP10X109	18	28	109	75	M10	63	✓	0,90
HSKA630DP10X134	18	32	134	100	M10	63	✓	1,00
HSKA630DP10X184	18	32	184	150	M10	63	✓	1,10
HSKA630DP12X59	21	24	59	25	M12	63	✓	0,80
HSKA630DP12X84	21	24	84	50	M12	63	✓	0,90
HSKA630DP12X109	21	31	109	75	M12	63	✓	1,00
HSKA630DP12X134	21	36	134	100	M12	63	✓	1,10
HSKA630DP12X184	21	36	184	150	M12	63	✓	1,30
HSKA630DP16X59	29	34	59	25	M16	63	✓	0,90
HSKA630DP16X84	29	34	84	50	M16	63	✓	1,00
HSKA630DP16X109	29	34	109	75	M16	63	✓	1,10
HSKA630DP16X134	29	41	134	100	M16	63	✓	1,30
HSKA630DP16X184	29	41	184	150	M16	63	✓	1,50

SPARE PARTS ACCESSOIRES



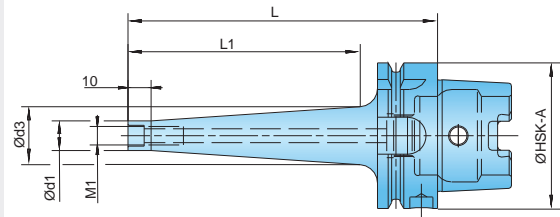
page

552

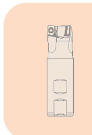
552

① = Coolant tube / Tube de lubrification ② = Socket wrench / Clé de fixation

DIN 69893 A / DIN 69893 A



Designation Réf. de l'article	d1	d3	L	L1	M1	HSK-A		
HSKA100DP10X57	18	20	57	20	M10	100	✓	1,80
HSKA100DP10x87	18	25	87	50	M10	100	✓	2,00
HSKA100DP10X112	18	28	112	75	M10	100	✓	2,30
HSKA100DP10X137	18	30	137	100	M10	100	✓	2,60
HSKA100DP12X57	21	23,5	57	20	M12	100	✓	2,00
HSKA100DP12X87	23	30	87	50	M12	100	✓	2,20
HSKA100DP12X137	23	30	137	100	M12	100	✓	2,50
HSKA100DP12X187	23	40	187	150	M12	100	✓	2,70
HSKA100DP12X237	23	46	237	200	M12	100	✓	3,00
HSKA100DP16X57	29	31,5	57	20	M16	100	✓	2,20
HSKA100DP16X87	29	31,5	87	50	M16	100	✓	2,40
HSKA100DP16X137	29	41,5	137	100	M16	100	✓	2,80
HSKA100DP16X187	29	55	187	150	M16	100	✓	3,10
HSKA100DP16X237	29	55	237	200	M16	100	✓	3,50



SPARE PARTS
ACCESSOIRES

①



②



page

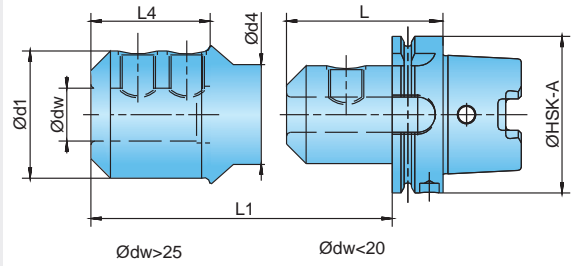
552

552

① = Coolant tube / Tube de lubrification ② = Socket wrench / Clé de fixation

TOOLIN™ HSK-63/100 END MILL WELDON
HSK-63/100 MANDRIN PORTE FRAISE À QUEUE WELDON

DIN 69893 A / DIN 69893 A



DIN 6359/ DIN1835-B / DIN 6359/ DIN1835-B

Designation Réf. de l'article	dw	d1	d4	L	L1	L4	HSK-A		 kg
HSKA63EM6X65	6	25	-	65	39	-	63	✓	0,80
HSKA63EM8X65	8	28	-	65	39	-	63	✓	0,90
HSKA63EM10X65	10	35	-	65	39	-	63	✓	1,00
HSKA63EM12X80	12	42	-	80	54	-	63	✓	1,60
HSKA63EM14X80	14	44	-	80	54	-	63	✓	1,70
HSKA63EM16X80	16	48	-	80	54	-	63	✓	1,80
HSKA63EM18X80	18	50	-	80	54	-	63	✓	1,90
HSKA63EM20X80	20	52	-	80	54	-	63	✓	2,00
HSKA63EM25X110	25	65	52	110	84	65,5	63	✓	2,50
HSKA63EM32X110	32	72	52	110	84	65,5	63	✓	2,70
HSKA100EM6X80	6	25	-	80	51	-	100	✓	3,20
HSKA100EM8X80	8	28	-	80	51	-	100	✓	3,30
HSKA100EM10X80	10	35	-	80	51	-	100	✓	3,40
HSKA100EM12X80	12	42	-	80	51	-	100	✓	3,50
HSKA100EM14X80	14	44	-	80	51	-	100	✓	3,60
HSKA100EM16X100	16	48	-	100	71	-	100	✓	3,70
HSKA100EM18X100	18	50	-	100	71	-	100	✓	3,80
HSKA100EM20X100	20	52	-	100	71	-	100	✓	3,90
HSKA100EM25X100	25	65	-	100	71	-	100	✓	4,00
HSKA100EM32X100	32	72	-	100	71	-	100	✓	4,10

SPARE PARTS
ACCESSOIRES



page

552

552

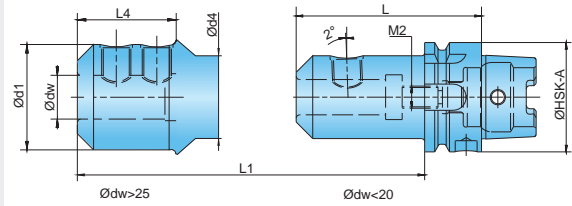
555

① = Coolant tube / Tube de lubrification ② = Socket wrench / Clé de fixation ③ = Screw / Vis de serrage

DIN 69893 A / DIN 69893 A



DIN 6355/ DIN1835-E / DIN 6355/ DIN1835-E



Designation Réf. de l'article	dw	d1	d4	L	L1	L4	M2	HSK-A		
HSKA63EM6X80E	6	25	-	80	54	-	M5	63	✓	0,90
HSKA63EM8X80E	8	28	-	80	54	-	M6	63	✓	1,00
HSKA63EM10X80E	10	35	-	80	54	-	M8	63	✓	1,10
HSKA63EM12X90E	12	42	-	90	64	-	M10	63	✓	1,80
HSKA63EM14X90E	14	44	-	90	64	-	M10	63	✓	1,90
HSKA63EM16X100E	16	48	-	100	74	-	M12	63	✓	2,00
HSKA63EM18X100E	18	50	-	100	74	-	M12	63	✓	2,10
HSKA63EM20X100E	20	52	-	100	74	-	M16	63	✓	2,20
HSKA63EM25X110E	25	65	52	110	84	65,5	M16	63	✓	2,60
HSKA63EM32X110E	32	72	52	110	84	65,5	M20x1,5	63	✓	2,80
HSKA63EM40X120E	40	63	52	120	91	65,5	M16	63	✓	3,00
HSKA100EM6X90E	6	25	-	90	61	-	M5	100	✓	3,60
HSKA100EM8X90E	8	28	-	90	61	-	M6	100	✓	3,70
HSKA100EM10X90E	10	35	-	90	61	-	M8	100	✓	3,80
HSKA100EM12X100E	12	42	-	100	71	-	M10	100	✓	3,90
HSKA100EM14X100E	14	44	-	100	71	-	M10	100	✓	4,00
HSKA100EM16X100E	16	48	-	100	71	-	M12	100	✓	4,10
HSKA100EM18X100E	18	50	-	100	71	-	M12	100	✓	4,20
HSKA100EM20X110E	20	52	-	110	81	-	M16	100	✓	4,30
HSKA100EM25X120E	25	65	-	120	91	-	M20x1,5	100	✓	4,40
HSKA100EM32X120E	32	72	-	120	91	-	M20x1,5	100	✓	4,50
HSKA100EM40X120E	40	80	-	120	91	-	M20	100	✓	4,70
HSKA100EM50X140E	50	93	-	140	111	-	M20	100	✓	5,00

SPARE PARTS ACCESSOIRES				
page	552	552	555	556...

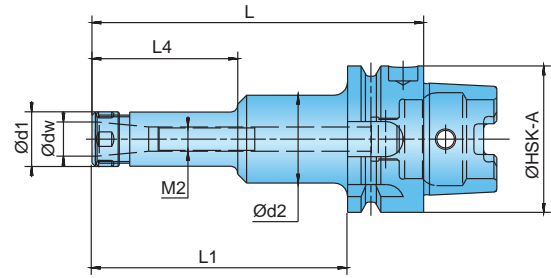
① = Coolant tube / Tube de lubrification ② = Socket wrench / Clé de fixation ③ = Screw / Vis de serrage ④ = Adjusting screw / Vis d'ajustment

TOOLIN™ HSK-63/100 COLLET CHUCKS ER16/20
HSK-63/100 MANDRIN A PINCE ER16/20

DIN 69893 A / DIN 69893 A



DIN 6499 / DIN 6499



Designation Réf. de l'article	dw	d1	d2	L	L1	L4	SpBe	M2	HSK-A		
HSKA63ER16X100	ER16	28	-	100	74	-	0,5-10	M10	63	✓	1,00
HSKA63ER16X120	ER16	28	-	120	94	-	0,5-10	M10	63	✓	1,30
HSKA63ER16X160	ER16	28	40	160	134	85,6	0,5-10	M10	63	✓	1,50
HSKA63ER20X100	ER20	34	-	100	74	-	1-13	M12	63	✓	1,10
HSKA63ER20X120	ER20	34	-	120	94	-	1-13	M12	63	✓	1,50
HSKA63ER20X160	ER20	34	45	160	134	85	1-13	M12	63	✓	1,80
HSKA100ER16X100	ER16	28	-	100	71	-	0,5-10	M10	100	✓	2,40
HSKA100ER16X160	ER16	28	40	160	131	85	0,5-10	M10	100	✓	3,00
HSKA100ER20X100	ER20	34	-	100	71	-	1-13	M12	100	✓	3,30
HSKA100ER20X160	ER20	34	45	160	131	85	1-13	M12	100	✓	3,50

**SPARE PARTS
ACCESSOIRES**



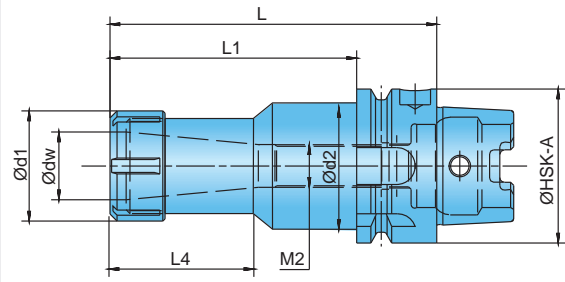
page 552 552 556... 528... 570 569

① = Coolant tube / Tube de lubrification ② = Socket wrench / Clé de fixation ③ = Adjusting screw / Vis d'ajustment ④ = Spring collets / Pince ⑤ = Clamping nut / Ecrou ⑥ = Wrench / Clé de serrage

DIN 69893 A / DIN 69893 A



DIN 6499 / DIN 6499



Designation Réf. de l'article	dw	d1	d2	L	L1	L4	SpBe	M2	HSK-A		
HSKA63ER25X 80	ER25	42	-	80	54	-	1-16	M16	63	✓	0,90
HSKA63ER25X100	ER25	42	-	100	74	-	1-16	M16	63	✓	1,00
HSKA63ER25X120	ER25	42	-	120	94	-	1-16	M16	63	✓	1,10
HSKA63ER25X160	ER25	42	-	160	134	-	1-16	M16	63	✓	1,20
HSKA63ER32X 80	ER32	50	40,4	80	54	31	2-20	M22x1,5	63	✓	1,30
HSKA63ER32X100	ER32	50	-	100	74	-	2-20	M22x1,5	63	✓	1,10
HSKA63ER32X120	ER32	50	-	120	94	-	2-20	M22x1,5	63	✓	1,40
HSKA63ER32X140	ER32	50	-	140	114	-	2-20	M22x1,5	63	✓	1,50
HSKA63ER32X160	ER32	50	-	160	134	-	2-20	M22x1,5	63	✓	1,60
HSKA63ER40X 80	ER40	63	50,4	80	54	34	3-26	M28x1,5	63	✓	1,70
HSKA63ER40X100	ER40	63	50,4	100	74	34	3-26	M28x1,5	63	✓	1,50
HSKA63ER40X120	ER40	63	50,4	120	94	34	3-26	M28x1,5	63	✓	1,70
HSKA100ER25X100	ER25	42	-	100	71	-	1-16	M16	100	✓	2,60
HSKA100ER25X120	ER25	42	-	120	91	-	1-16	M16	100	✓	2,80
HSKA100ER25X160	ER25	42	-	160	134	-	1-16	M16	100	✓	3,00
HSKA100ER32X100	ER32	50	-	100	71	-	2-20	M22x1,5	100	✓	2,90
HSKA100ER32X120	ER32	50	-	120	91	-	2-20	M22x1,5	100	✓	3,10
HSKA100ER32X160	ER32	50	-	160	131	-	2-20	M22x1,5	100	✓	3,30
HSKA100ER40X100	ER40	63	-	100	71	-	3-26	M28x1,5	100	✓	3,30
HSKA100ER40X120	ER40	63	-	120	91	-	3-26	M28x1,5	100	✓	3,60
HSKA100ER40X160	ER40	63	-	160	131	-	3-26	M28x1,5	100	✓	3,80
HSKA100ER50X100	ER50	78	-	100	71	-	10-34	M28x1,5	100	✓	4,00

SPARE PARTS ACCESSOIRES						
page	552	552	556...	528...	570	569

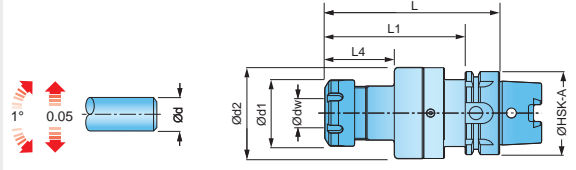
① = Coolant tube / Tube de lubrification ② = Socket wrench / Clé de fixation ③ = Adjusting screw / Vis d'ajustement ④ = Spring collets / Pince ⑤ = Clamping nut / Ecrou ⑥ = Wrench / Clé de serrage



TOOLIN™ HSK-A 63/100 DIRECTABLE COLLET CHUCKS ER32
HSK-A 63/100 MANDRIN A PINCE ER32 RÉGLABLE

DIN 69893 A / DIN 69893 A

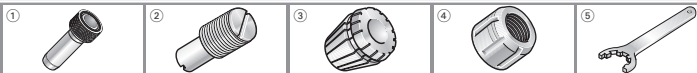


DIN 6499 / DIN 6499



Designation Réf. de l'article	dw	d1	d2	L	L1	L4	SpBe	HSK-A		
ADJHKA63D70ER32	ER32	50	70	129,5	100,5	52,5	2-20	63	✓	2,25
ADJHKA100D70ER32	ER32	50	70	134,5	108,5	52,5	2-20	100	✓	3,81

**SPARE PARTS
ACCESSOIRES**

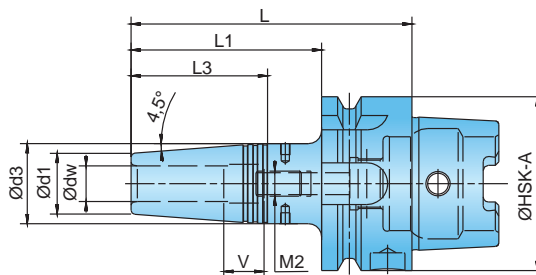


page	552	556...	528...	570	569
------	-----	--------	--------	-----	-----

① = Coolant tube / Tube de lubrification ② = Adjusting screw / Vis d'ajustment ③ = Spring collets / Pince ④ = Clamping nut / Ecrrou ⑤ = Wrench / Clé de serrage

TOOLIN™ HSK-A 63 SHRINK IN (INDUCTIVE)
HSK-A 63 MANDRIN DE FRETAGE (INDUCTION)

DIN 69893 A / DIN 69893 A



Designation Réf. de l'article	dw	d1	d3	L	L1	L3	V	M2	HSK-A		
HSKA63SRKIN6X80	6	21	27	80	54	36	10	M5	63	✓	0,90
HSKA63SRKIN6X120	6	21	27	120	94	36	10	M5	63	✓	1,00
HSKA63SRKIN6X160	6	21	27	160	134	36	10	M5	63	✓	1,20
HSKA63SRKIN8X80	8	21	27	80	54	36	10	M6	63	✓	0,90
HSKA63SRKIN8X120	8	21	27	120	94	36	10	M6	63	✓	1,10
HSKA63SRKIN8X160	8	21	27	160	134	36	10	M6	63	✓	1,30
HSKA63SRKIN10X85	10	24	32	85	59	42	10	M8	63	✓	1,10
HSKA63SRKIN10X120	10	24	32	120	94	42	10	M8	63	✓	1,20
HSKA63SRKIN10X160	10	24	32	160	134	42	10	M8	63	✓	1,30
HSKA63SRKIN12X90	12	24	32	90	64	47	10	M10	63	✓	1,00
HSKA63SRKIN12X120	12	24	32	120	94	47	10	M10	63	✓	1,20
HSKA63SRKIN12X160	12	24	32	160	134	47	10	M10	63	✓	1,40
HSKA63SRKIN14X90	14	27	34	90	64	47	10	M10	63	✓	1,00
HSKA63SRKIN14X120	14	27	34	120	94	47	10	M10	63	✓	1,20
HSKA63SRKIN14X160	14	27	34	160	134	47	10	M10	63	✓	1,50
HSKA63SRKIN16X95	16	27	34	95	69	50	10	M12	63	✓	1,00
HSKA63SRKIN16X120	16	27	34	120	94	50	10	M12	63	✓	1,20
HSKA63SRKIN16X160	16	27	34	160	134	50	10	M12	63	✓	1,50
HSKA63SRKIN18X95	18	33	42	95	69	50	10	M12	63	✓	1,20
HSKA63SRKIN18X120	18	33	42	120	94	50	10	M12	63	✓	1,30
HSKA63SRKIN18X160	18	33	42	160	134	50	10	M12	63	✓	1,50
HSKA63SRKIN20X100	20	33	42	100	74	52	10	M16	63	✓	1,20
HSKA63SRKIN20X120	20	33	42	120	94	52	10	M16	63	✓	1,40
HSKA63SRKIN20X160	20	33	42	160	134	52	10	M16	63	✓	1,60
HSKA63SRKIN25X115	25	44	53	115	89	58	10	M16	63	✓	1,80
HSKA63SRKIN32X120	32	44	53	120	94	61	10	M16	63	✓	1,80

SPARE PARTS
ACCESSOIRES



page

552

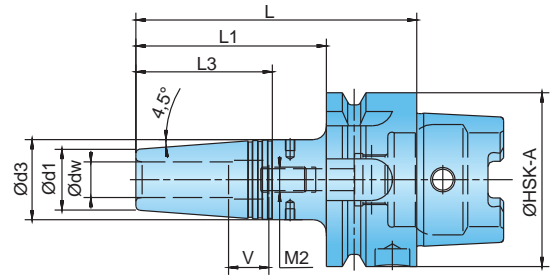
552

556...

① = Coolant tube / Tube de lubrification ② = Socket wrench / Clé de fixation ③ = Adjusting screw / Vis d'ajustment

TOOLIN™ HSK-A 100 SHRINK IN (INDUCTIVE)
HSK-A 100 MANDRIN DE FRETAGE (INDUCTION)

DIN 69893 A / DIN 69893 A



Designation Réf. de l'article	dw	d1	d3	L	L1	L3	V	M2	HSK-A		
HSKA100SRKIN6x85	6	21	27	85	56	36	10	M5	100	✓	0,90
HSKA100SRKIN6x120	6	21	27	120	91	36	10	M5	100	✓	1,00
HSKA100SRKIN6x160	6	21	27	160	131	36	10	M6	100	✓	1,20
HSKA100SRKIN8x85	8	21	27	85	56	36	10	M6	100	✓	0,90
HSKA100SRKIN8x120	8	21	27	120	91	36	10	M6	100	✓	1,00
HSKA100SRKIN8x160	8	21	27	160	131	36	10	M6	100	✓	1,50
HSKA100SRKIN10x90	10	24	32	90	61	42	10	M8	100	✓	1,00
HSKA100SRKIN10x120	10	24	32	120	91	42	10	M8	100	✓	1,20
HSKA100SRKIN10x160	10	24	32	160	131	42	10	M8	100	✓	1,50
HSKA100SRKIN12x95	12	24	32	95	66	47	10	M10	100	✓	1,00
HSKA100SRKIN12x120	12	24	32	120	91	47	10	M10	100	✓	1,20
HSKA100SRKIN12x160	12	24	32	160	131	47	10	M10	100	✓	1,50
HSKA100SRKIN14x95	14	27	34	95	66	47	10	M10	100	✓	1,00
HSKA100SRKIN14x120	14	27	34	120	91	47	10	M10	100	✓	1,20
HSKA100SRKIN14x160	14	27	34	160	131	47	10	M10	100	✓	1,50
HSKA100SRKIN16x100	16	27	34	100	71	50	10	M12	100	✓	1,00
HSKA100SRKIN16x120	16	27	34	120	91	50	10	M12	100	✓	1,20
HSKA100SRKIN16x160	16	27	34	160	131	50	10	M12	100	✓	1,50
HSKA100SRKIN18x100	18	33	42	100	71	50	10	M12	100	✓	1,20
HSKA100SRKIN18x160	18	33	42	160	131	50	10	M12	100	✓	1,50
HSKA100SRKIN20x105	20	33	42	105	76	52	10	M16	100	✓	1,20
HSKA100SRKIN20x160	20	33	42	160	131	52	10	M16	100	✓	1,50
HSKA100SRKIN25x115	25	44	53	115	86	58	10	M16	100	✓	1,80
HSKA100SRKIN32x120	32	44	53	120	91	61	10	M16	100	✓	1,90

SPARE PARTS
ACCESSOIRES



page

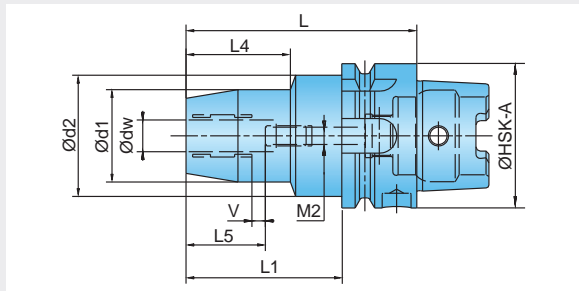
552

552

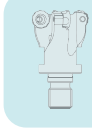
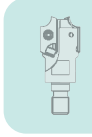
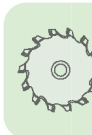
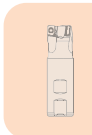
556...

① = Coolant tube / Tube de lubrification ② = Socket wrench / Clé de fixation ③ = Adjusting screw / Vis d'ajustment

TOOLIN™ HSK-63/100 HYDRAULIC EXPANSION CHUCKS
HSK-63/100 MANDRIN À PINCE HYDRAULIQUE



Designation Réf. de l'article	dw	d1	d2	L	L1	L4	L5	v	M2	HSK-A		
HSKA63HC10SA080-G6	10	30	50	80	54	35	41	10	M8x1	63	✓	1,10
HSKA63HC12SA085-G6	12	32	50	85	59	40	46	10	M10x1	63	✓	1,10
HSKA63HC16SA090-G6	16	38	50	90	64	46	49	10	M12x1	63	✓	1,20
HSKA63HC20SA090-G6	20	42	50	90	64	48	51	10	M16x1	63	✓	1,30
HSKA100HC12SA095-G6	12	32	50	95	66	47	46	10	M10x1	100	✓	2,60
HSKA100HC16SA100-G6	16	38	50	100	71	53	49	10	M12x1	100	✓	2,70
HSKA100HC20SA105-G6	20	42	50	105	76	59	51	10	M16x1	100	✓	2,80
HSKA100HC25SA110-G6	25	57	63	110	81	62	57	10	M16x1	100	✓	3,70
HSKA100HC32SA110-G6	32	64	75	110	81	62	61	10	M16x1	100	✓	3,80



SPARE PARTS ACCESSOIRES	①	②	③
----------------------------	---	---	---

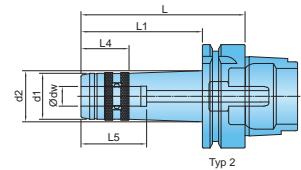
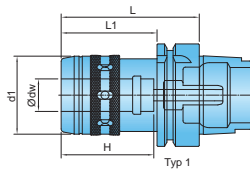
page	552	552	560
------	-----	-----	-----

① = Coolant tube / Tube de lubrification ② = Socket wrench / Clé de fixation ③ = Sleeves / Pincés intermédiaires

TOOLOIN™ HSK-63 / 100 HIGH PRECISION ULTRA TIGHT ADAPTION
HSK-63 / 100 ATTACHEMENT HAUTE PRÉCISION FORT SERRAGE



DIN 69893 A / DIN 69893 A



Designation Réf. de l'article	dw	d1	d2	L	L1	L4	L5	HSK-A	Typ		
HSK-A63 MF12.70	12	28	-	70	44	-	46	63	1	✓	0,80
HSK-A63 MF12.100	12	28	32	100	74	29,5	-	63	2	✓	1,10
HSK-A63 MF20.85	20	48	-	85	59	-	60	63	1	✓	1,20
HSK-A63 MF20.125	20	48	-	125	99	-	60	63	2	✓	1,70
HSK-A63 MF32.105	32	66	-	105	-	-	80	63	1	✓	2,00
HSK-A63 MF32.140	32	66	-	140	-	-	80	63	2	✓	2,60
HSK-A100 MF32.110	32	66	-	110	81	-	80	100	1	✓	3,10
HSK-A100 MF32.160	32	66	-	160	131	-	80	100	1	✓	3,60

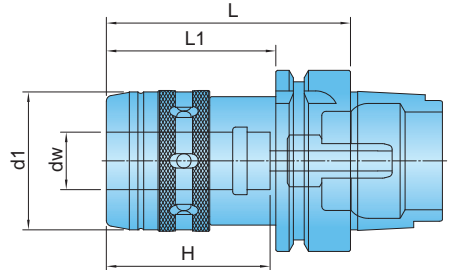
SPARE PARTS ACCESSOIRES			
page	552	552	560

① = Coolant tube / Tube de lubrification ② = Socket wrench / Clé de fixation ③ = Sleeves / Pinces intermédiaires

TOOLOIN™ HSK-A63 / 100 HIGH PRECISION ULTRA TIGHT ADAPTION BALANCEABLE
HSK-A63 / 100 ATTACHEMENT FORT SERRAGE HYDRAULIQUE ÉQUILIBRE



DIN 69893 A / DIN 69893 A



Designation Réf. de l'article	dw	d1	L	L1	L5	HSK-A		
HSK-A63 FORCE20.85	20	48	85	59	60	63	✓	1,20
HSK-A63 FORCE32.110	32	66	110	-	80	63	✓	2,00

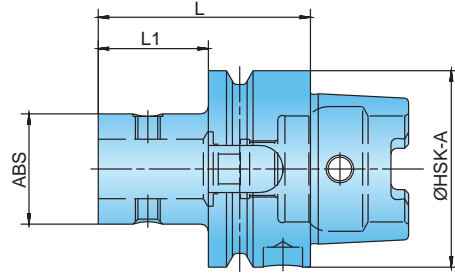
SPARE PARTS ACCESSOIRES			
page	552	552	560

① = Coolant tube / Tube de lubrification ② = Socket wrench / Clé de fixation ③ = Sleeves / Pinces intermédiaires

DIN 69893 A / DIN 69893 A



ABS / ABS



Designation Réf. de l'article	L	L1	HSK-A	ABS1	kg
HSKA63ABS25SA050	50	24	63	25	0,80
HSKA63ABS32SA050	50	24	63	32	0,90
HSKA63ABS40SA060	60	34	63	40	1,00
HSKA63ABS50SA070	70	44	63	50	1,30
HSKA63ABS63SA080	80	54	63	63	1,60
HSKA63ABS80SA100	100	74	63	80	2,50
HSKA100ABS25SA50	60	31	100	25	2,20
HSKA100ABS32SA60	60	31	100	32	2,30
HSKA100ABS40SA80	80	51	100	40	2,50
HSKA100ABS50SA80	80	51	100	50	2,70
HSKA100ABS63SA80	80	51	100	63	3,00
HSKA100ABS80SA90	90	61	100	80	2,80
HSKA100ABS100SA100	100	71	100	100	4,80

SPARE PARTS
ACCESSOIRES

①



②



page

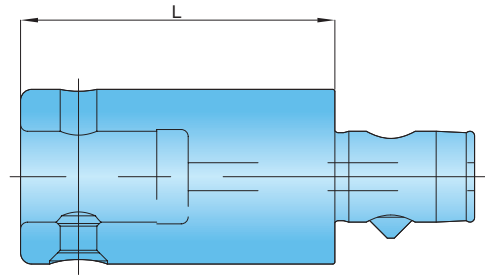
552

552

① = Coolant tube / Tube de lubrification ② = Socket wrench / Clé de fixation



ABS / ABS



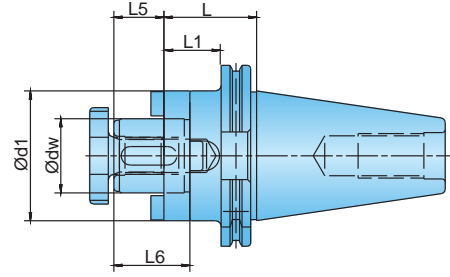
ABS / ABS

Designation Réf. de l'article	ABS	L	ABS1		
ABS25ABS25SA45	25	45	25	✓	0,16
ABS25ABS25SA60	25	60	25	✓	0,22
ABS32ABS32SA35	32	35	32	✓	0,2
ABS32ABS32SA50	32	50	32	✓	0,29
ABS32ABS32SA70	32	70	32	✓	0,42
ABS40ABS40SA40	40	40	40	✓	0,36
ABS40ABS40SA60	40	60	40	✓	0,52
ABS40ABS40SA90	40	90	40	✓	0,84
ABS50ABS50SA50	50	50	50	✓	0,71
ABS50ABS50SA65	50	65	50	✓	0,94
ABS50ABS50SA100	50	100	50	✓	1,46
ABS50ABS50SA150	50	150	50	✓	2,22
ABS63ABS63SA60	63	60	63	✓	1,37
ABS63ABS63SA85	63	85	63	✓	1,97
ABS63ABS63SA125	63	125	63	✓	2,94
ABS63ABS63SA190	63	190	63	✓	4,47
ABS80ABS80SA70	80	70	80	✓	2,58
ABS80ABS80SA85	80	85	80	✓	3,15
ABS80ABS80SA125	80	125	80	✓	4,71
ABS80ABS80SA240	80	240	80	✓	9,18
ABS100ABS100SA85	100	85	100	✓	4,95
ABS100ABS100SA125	100	125	100	✓	7,36
ABS100ABS100SA160	100	160	100	✓	9,47

DIN 69871 A / DIN 69871 A



DIN 6358 / DIN 6358



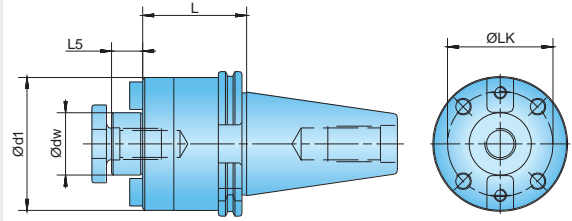
Designation Réf. de l'article	dw	d1	L	L1	L5	L6	SK	kg
DIN6987140SEMC16X55	16	32	55	35,9	17	27	40	1,20
DIN6987140SEMC16X100	16	32	100	80,9	17	27	40	1,30
DIN6987140SEMC22X55	22	40	55	35,9	19	31	40	1,30
DIN6987140SEMC22X100	22	40	100	80,9	19	31	40	1,80
DIN6987140SEMC27X55	27	48	55	35,9	21	33	40	1,50
DIN6987140SEMC27X100	27	48	100	80,9	21	33	40	2,20
DIN6987140SEMC32X60	32	58	60	45,9	24	38	40	1,80
DIN6987140SEMC32X100	32	58	100	80,9	24	38	40	2,70
DIN6987140SEMC40X60	40	70	60	40,9	27	41	40	2,20
DIN6987150SEMC16X55	16	32	55	35,9	17	27	50	3,00
DIN6987150SEMC16X100	16	32	100	80,9	17	27	50	3,60
DIN6987150SEMC22X55	22	40	55	35,9	19	31	50	3,20
DIN6987150SEMC22X100	22	40	100	80,9	19	31	50	3,90
DIN6987150SEMC27X55	27	48	55	35,9	21	33	50	3,50
DIN6987150SEMC27X100	27	48	100	80,9	21	33	50	4,30
DIN6987150SEMC32X55	32	58	55	35,9	24	38	50	3,70
DIN6987150SEMC32X100	32	58	100	80,9	24	38	50	5,00
DIN6987150SEMC40X55	40	70	55	35,9	27	41	50	4,20
DIN6987150SEMC40X100	40	70	100	80,9	27	41	50	5,60
DIN6987150SEMC50X70	50	90	70	50,9	30	46	50	6,00
DIN6987150SEMC60X80	60	110	80	60,9	50	66	50	7,50

SPARE PARTS ACCESSOIRES	①	②	③	④	⑤	⑥
page	550	553	553	567	566	562

① = Draw bolt / Tirette ② = Cutter retaining screws / Vis de serrage pour fraise ③ = Wrench / Clé de fixation ④ = Feather key / Clavette
 ⑤ = Driving collar / Axe de guidage ⑥ = Spacer / Entretoise

TOOLIN™ ISO 40/50 DIN69871A SHELL END MILL ARBORS BIG COLLAR ISO 40/50 DIN69871A MANDRIN PORTE FRAISE À ALÉSAGE

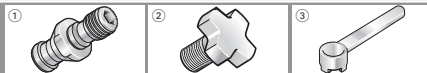
DIN 69871 A / DIN 69871 A



Designation Réf. de l'article	dw	d1	LK	L	L5	SK		
69871A40SM16SA35 ¹⁾	16	38	-	35	17	40	✓	1,50
69871A40SM22SA35 ¹⁾	22	48	-	35	19	40	✓	1,60
69871A40SM27SA35 ¹⁾	27	50	-	35	21	40	✓	1,70
69871A40SM32SA50 ¹⁾	32	78	-	50	24	40	✓	1,90
69871A40FM40SA50 ¹⁾	40	89	66,7	50	27	40	✓	2,10
69871A50SM16SA35 ¹⁾	16	38	-	35	17	50	✓	3,00
69871A50SM22SA35 ¹⁾	22	48	-	35	19	50	✓	3,10
69871A50SM22SA50	22	48	-	50	19	50		3,30
69871A50SM22SA75	22	48	-	75	19	50		3,70
69871A50SM22SA100	22	48	-	100	19	50		4,00
69871A50SM22SA200 ¹⁾	22	48	-	200	19	50	✓	6,00
69871A50SM22SA300 ¹⁾	22	61	-	300	19	50	✓	8,00
69871A50SM27SA35 ¹⁾	27	60	-	35	21	50	✓	3,50
69871A50SM27SA50	27	78	-	50	21	50		4,10
69871A50SM27SA75	27	78	-	75	21	50		5,00
69871A50SM27SA100	27	78	-	100	21	50		5,90
69871A50SM27SA160	27	78	-	160	21	50		8,20
69871A50SM27SA300 ¹⁾	27	61	-	300	21	50	✓	10,00
69871A50SM32SA35 ¹⁾	32	78	-	35	24	50	✓	3,50
69871A50SM32SA50	32	78	-	50	24	50		4,10
69871A50SM32SA75	32	78	-	75	24	50		5,00
69871A50SM32SA100	32	78	-	100	24	50		6,00
69871A50SM32SA160	32	78	-	160	24	50		8,20
69871A50SM32SA370 ¹⁾	32	78	-	370	24	50	✓	14,00
69871A50FM40SA35 ¹⁾	40	97,5	66,7	35	27	50	✓	3,70
69871A50FM40SA50 ²⁾	40	97,5	66,7	50	27	50		4,60
69871A50FM40SA75 ²⁾	40	97,5	66,7	75	27	50		6,00
69871A50FM40SA100 ²⁾	40	97,5	66,7	100	27	50		7,50
69871A50FM40SA160 ²⁾	40	97,5	66,7	160	27	50		11,00

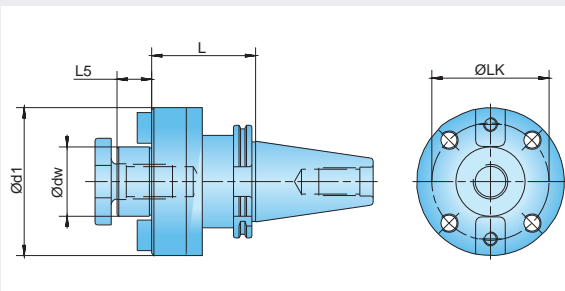
¹⁾ DIN 69871 AD+B / DIN 69871 AD+B; ²⁾ no free neck like DIN 69871 A / colerette non dégagée comme DIN69871A

SPARE PARTS
ACCESSOIRES

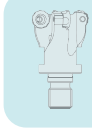
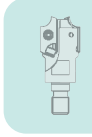
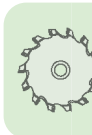
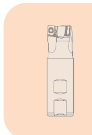


page 550 553 553

① = Draw bolt / Tirette ② = Cutter retaining screws / Vis de serrage pour fraise ③ = Wrench / Clé de fixation



Designation Réf. de l'article	dw	d1	LK	L	L5	SK	kg
DIN6987140FM40	40	88	66,7	60	27	40	2,70
DIN6987150FM40X70	40	88	66,7	70	27	50	5,30
DIN6987150FM60X70	60	128	101,6	70	40	50	7,80

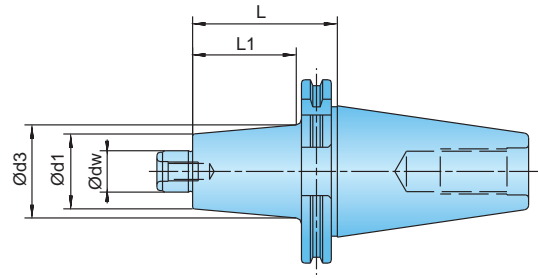


page 550 553 553

① = Draw bolt / Tirette ② = Cutter retaining screws / Vis de serrage pour fraise ③ = Wrench / Clé de fixation

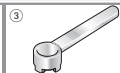
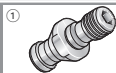
TOOLIN™ ISO 40/50 DIN69871A SHELL END MILL ARBORS "EXTRA LONG"
ISO 40/50 DIN69871A MANDRIN PORTE FRAISÉ À ALÉSAGE "EXTRA LONG"

DIN 69871 AD+B / DIN 69871 AD+B



Designation Réf. de l'article	dw	d1	d3	L	L1	SK		
69871A40SM22SK052	22	40	45	52	25	40	✓	1,30
69871A40SM22SK077	22	40	45	77	50	40	✓	1,50
69871A40SM22SK102	22	40	50	102	75	40	✓	2,00
69871A40SM22SK127	22	40	50	127	100	40	✓	2,20
69871A50SM22SK077	22	40	50	77	50	50	✓	3,60
69871A50SM22SK127	22	40	50	127	100	50	✓	4,40
69871A50SM22SK177	22	40	62	177	150	50	✓	5,50
69871A50SM27SA047	27	60	60	47	20	50	✓	4,30
69871A50SM27SK077	27	60	65	77	50	50	✓	4,30
69871A50SM27SK127	27	60	65	127	100	50	✓	6,50
69871A50SM27SK177	27	60	78	177	150	50	✓	8,20
69871A50SM32SA077	32	78	78	77	50	50	✓	5,30
69871A50SM32SA127	32	78	78	127	100	50	✓	6,80
69871A50SM40SA077	40	89	89	77	50	50	✓	6,10
69871A50SM40SA127	40	89	89	127	100	50	✓	8,50

SPARE PARTS
ACCESSOIRES



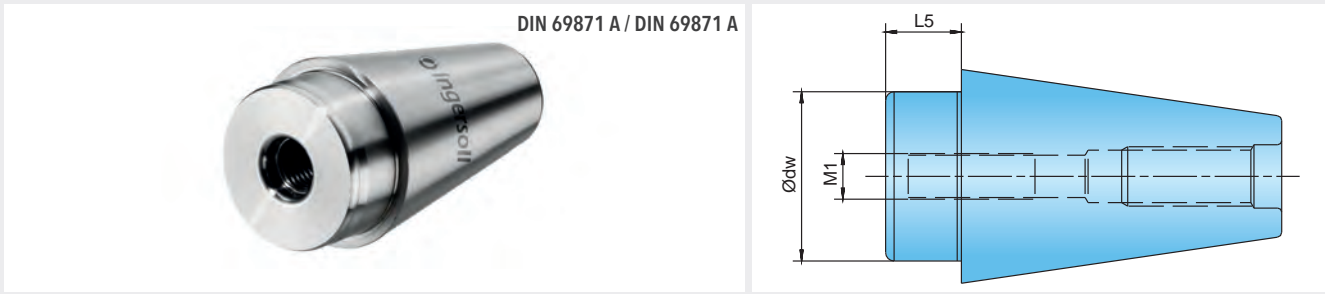
page

550

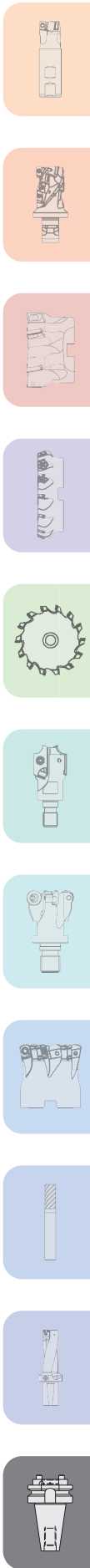
553

553

① = Draw bolt / Tirette ② = Cutter retaining screws / Vis de serrage pour fraise ③ = Wrench / Clé de fixation



Designation Réf. de l'article	dw	L5	M1	SK	kg
69871A50CP40SA25	40	25	M20	50	1,90
69871A50CP60SA25	60	25	M20	50	2,10
69871A60CP40SA25	40	25	M20	60	7,20
69871A60CP60SA25	60	25	M20	60	7,50



SPARE PARTS
ACCESSOIRES

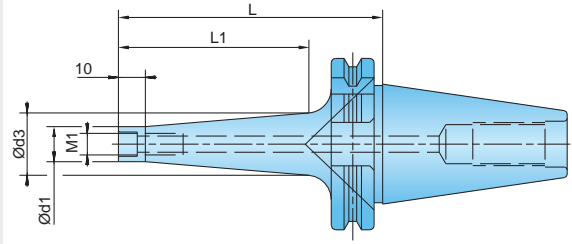


page 550

① = Draw bolt / Tirette

TOOLIN™ ISO 40 DIN69871AD+B SCREW-IN TYPE
ISO 40 DIN69871AD+B MANDRIN PORTE FRAISES À VISSER

DIN 69871 AD+B / DIN 69871 AD+B



Designation Réf. de l'article	d1	d3	L	L1	M1	SK		
DIN69871400DP6x58	9,8	13	58	32	M6	40	✓	1,00
DIN69871400DP6x98	9,8	23	98	74	M6	40	✓	1,10
DIN69871400DP8x38	13	13	38	10	M8	40	✓	1,00
DIN69871400DP8x58	13	15	58	32	M8	40	✓	1,00
DIN69871400DP8x78	13	23	78	50	M8	40	✓	1,10
DIN69871400DP8x98	13	23	98	74	M8	40	✓	1,20
DIN69871400DP10x38	18	18	38	10	M10	40	✓	1,00
DIN69871400DP10x58	18	20	58	32	M10	40	✓	1,00
DIN69871400DP10x78	18	25	78	50	M10	40	✓	1,10
DIN69871400DP10x98	18	28	98	74	M10	40	✓	1,20
DIN69871400DP12x38	21	21	38	10	M12	40	✓	1,00
DIN69871400DP12x58	21	24	58	34	M12	40	✓	1,10
DIN69871400DP12x78	21	24	78	50	M12	40	✓	1,20
DIN69871400DP12x98	21	31	98	75	M12	40	✓	1,30
DIN69871400DP12x118	21	31	118	90	M12	40	✓	1,40
DIN69871400DP16x38	29	29	38	10	M16	40	✓	1,00
DIN69871400DP16x58	29	29	58	33	M16	40	✓	1,10
DIN69871400DP16x78	29	34	78	50	M16	40	✓	1,20
DIN69871400DP16x98	29	34	98	75	M16	40	✓	1,40

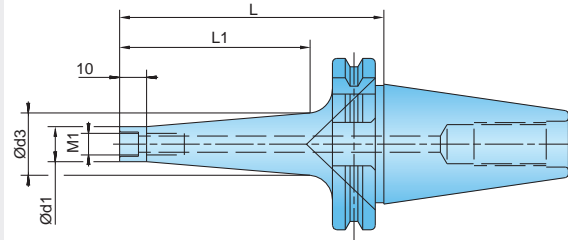
SPARE PARTS
ACCESSOIRES



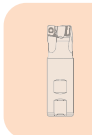
page 550

① = Draw bolt / Tirette

DIN 69871 AD+B / DIN 69871 AD+B



Designation Réf. de l'article	d1	d3	L	L1	M1	SK		
DIN69871500DP8X78	13	13	78	50	M8	50	✓	2,80
DIN69871500DP8X128	13	25	128	100	M8	50	✓	3,00
DIN69871500DP8X178	13	25	178	150	M8	50	✓	3,10
DIN69871500DP8X228	13	35	228	200	M8	50	✓	3,70
DIN69871500DP10X78	18	18	78	50	M10	50	✓	2,90
DIN69871500DP10X128	18	32	128	100	M10	50	✓	3,00
DIN69871500DP10X178	18	45	178	150	M10	50	✓	3,80
DIN69871500DP10X228	18	50	228	200	M10	50	✓	4,10
DIN69871500DP12X78	23	30	78	50	M12	50	✓	2,90
DIN69871500DP12X128	23	40	128	100	M12	50	✓	3,30
DIN69871500DP12X178	23	40	178	150	M12	50	✓	4,00
DIN69871500DP12X228	23	46	228	200	M12	50	✓	4,40
DIN69871500DP16x38	29	30	38	10	M16	50	✓	3,00
DIN69871500DP16X78	29	34	78	50	M16	50	✓	3,10
DIN69871500DP16X128	29	40	128	100	M16	50	✓	3,50
DIN69871500DP16X178	29	55	178	150	M16	50	✓	4,40
DIN69871500DP16X228	29	55	228	200	M16	50	✓	4,90



SPARE PARTS
ACCESSOIRES

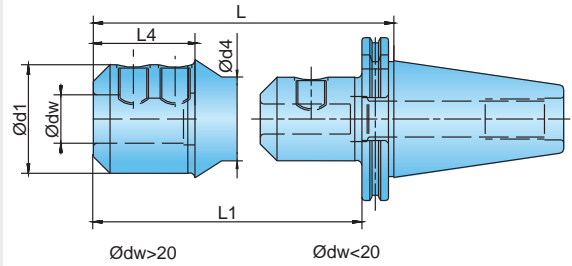


TOOLIN™ ISO 40/50 DIN69871AD END MILL WELDON
ISO 40/50 DIN69871AD MANDRIN PORTE FRAISE À QUEUE WELDON

DIN 69871 AD / DIN 69871 AD



DIN 6359/ DIN1835-B / DIN 6359/ DIN1835-B



Designation Réf. de l'article	dw	d1	d4	L	L1	L4	SK		
DIN6987140EM6X50	6	25	-	50	30,9	-	40	✓	1,00
DIN6987140EM8X50	8	28	-	50	30,9	-	40	✓	1,00
DIN6987140EM10X50	10	35	-	50	30,9	-	40	✓	1,10
DIN6987140EM12X50	12	42	-	50	30,9	-	40	✓	1,10
DIN6987140EM14X63	14	44	-	63	43,9	-	40	✓	1,30
DIN6987140EM16X63	16	48	-	63	43,9	-	40	✓	1,40
DIN6987140EM18X63	18	50	49	63	43,9	28,5	40	✓	1,40
DIN6987140EM20X63	20	52	49	63	43,9	28,5	40	✓	1,40
DIN6987140EM25X100	25	65	49	100	80,9	65	40	✓	2,40
DIN6987140EM32X100	32	71	49	100	80,9	65	40	✓	2,70
DIN6987150EM6X63	6	25	-	63	43,9	-	50	✓	2,80
DIN6987150EM8X63	8	28	-	63	43,9	-	50	✓	2,90
DIN6987150EM10X63	10	35	-	63	43,9	-	50	✓	3,00
DIN6987150EM12X63	12	42	-	63	43,9	-	50	✓	3,10
DIN6987150EM14X63	14	44	-	63	43,9	-	50	✓	3,10
DIN6987150EM16X63	16	48	-	63	43,9	-	50	✓	3,20
DIN6987150EM18X63	18	50	-	63	43,9	-	50	✓	3,20
DIN6987150EM20X63	20	52	-	63	43,9	-	50	✓	3,30
DIN6987150EM25X80	25	65	-	80	60,9	-	50	✓	3,90
DIN6987150EM32X100	32	72	-	100	80,9	-	50	✓	4,70
DIN6987150EM40X100	40	90	79,9	100	80,9	43	50	✓	5,30
DIN6987150EM50X125	50	98	79,9	125	105,9	90	50	✓	6,90

SPARE PARTS
ACCESSOIRES



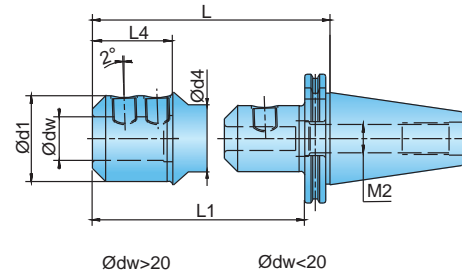
page 550 555

① = Draw bolt / Tirette ② = Screw / Vis de serrage

DIN 69871 AD / DIN 69871 AD



DIN 6359/ DIN1835-E / DIN 6359/ DIN1835-E



Designation Réf. de l'article	dw	d1	d4	L	L1	L4	M2	SK		
DIN6987140EM6X50E	6	25	-	50	30,9	-	M5	40	✓	1,00
DIN6987140EM8X50E	8	28	-	50	30,9	-	M6	40	✓	1,00
DIN6987140EM10X50E	10	35	-	50	30,9	-	M8	40	✓	1,10
DIN6987140EM12X50E	12	42	-	50	30,9	-	M10	40	✓	1,10
DIN6987140EM14X63E	14	44	-	63	43,9	-	M10	40	✓	1,30
DIN6987140EM16X63E	16	48	-	63	43,9	-	M12	40	✓	1,40
DIN6987140EM18X63E	18	50	49	63	43,9	28,5	M12	40	✓	1,40
DIN6987140EM20X63E	20	52	49	63	43,9	29	M16	40	✓	1,40
DIN6987140EM25X100E	25	65	49	100	80,9	65	M20x1,5	40	✓	2,40
DIN6987140EM32X100E	32	72	49	100	80,9	65	M20x1,5	40	✓	2,70
DIN6987140EM40X120E	40	80	-	120	80,9	-	M20x1,5	40	✓	3,50
DIN6987150EM6X63E	6	25	-	63	43,9	-	M5	50	✓	2,90
DIN6987150EM8X63E	8	28	-	63	43,9	-	M6	50	✓	2,90
DIN6987150EM10X63E	10	35	-	63	43,9	-	M8	50	✓	3,00
DIN6987150EM12X63E	12	42	-	63	43,9	-	M10	50	✓	3,10
DIN6987150EM14X63E	14	44	-	63	43,9	-	M10	50	✓	3,20
DIN6987150EM16X63E	16	48	-	63	43,9	-	M12	50	✓	3,30
DIN6987150EM18X63E	18	50	-	63	43,9	-	M12	50	✓	3,30
DIN6987150EM20X63E	20	52	-	63	43,9	-	M16	50	✓	3,30
DIN6987150EM25X80E	25	65	-	80	60,9	-	M20x1,5	50	✓	4,00
DIN6987150EM32X100E	32	72	-	100	80,9	-	M20x1,5	50	✓	4,70
DIN6987150EM40X100E	40	90	79,9	100	80,9	43	M20x1,5	50	✓	5,30
DIN6987150EM50X125E ¹⁾	50	90	79,9	125	80,9	68	M20x1,5	50	✓	6,90

¹⁾ Collant supply all to DIN 69871 design AD+B / Arrosage par le centre suivant DIN69871 version AD+B



page 550 555 556...

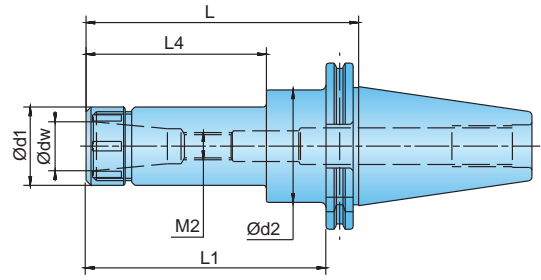
① = Draw bolt / Tirette ② = Screw / Vis de serrage ③ = Adjusting screw / Vis d'ajustment

TOOLIN™ ISO 40/50 DIN69871AD COLLET CHUCKS ER16/20
ISO 40/50 DIN69871AD MANDRIN A PINCE ER16/20

DIN 69871 AD / DIN 69871 AD



DIN 6499 / DIN 6499



Designation Réf. de l'article	dw	d1	d2	L	L1	L4	SpBe	M2	SK		
DIN6987140ER16X63	ER16	28	-	63	43,5	-	0,5-10	M10	40	✓	1,00
DIN6987140ER16X100	ER16	28	-	100	80,9	-	0,5-10	M10	40	✓	1,20
DIN6987140ER16X160	ER16	28	40	160	140,9	85	0,5-10	M10	40	✓	1,70
DIN6987140ER20X63	ER20	34	-	63	43,9	-	1-13	M12	40	✓	1,10
DIN6987140ER20X100	ER20	34	-	100	80,9	-	1-13	M12	40	✓	1,30
DIN6987140ER20X160	ER20	34	44	160	140,9	91	1-13	M12	40	✓	1,90
DIN6987150ER16X100	ER16	28	-	100	80,9	-	0,5-10	M10	50	✓	3,00
DIN6987150ER16X160	ER16	28	40	160	140,9	85	0,5-10	M10	50	✓	3,50
DIN6987150ER16X200	ER16	28	40	200	180,9	110	0,5-10	M10	50	✓	3,70
DIN6987150ER20X100	ER20	34	-	100	80,9	-	1-13	M12	50	✓	3,10
DIN6987150ER20X160	ER20	34	45	160	140,9	86	1-13	M12	50	✓	3,80

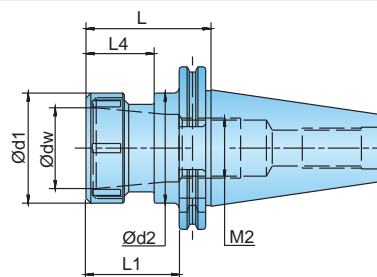
SPARE PARTS ACCESSOIRES					
page	550	556...	528...	570	569

① = Draw bolt / Tirette ② = Adjusting screw / Vis d'ajustment ③ = Spring collets / Pince ④ = Clamping nut / Ecrou ⑤ = Wrench / Clé de serrage

DIN 69871 AD / DIN 69871 AD



DIN 6499 / DIN 6499



Designation Réf. de l'article	dw	d1	d2	L	L1	L4	SpBe	M2	SK		
DIN6987140ER25X65	ER25	42	32,4	65	45,9	28	1-16	M16x2	40	✓	1,10
DIN6987140ER25X100	ER25	42	-	100	80,9	-	1-16	M16x2	40	✓	1,50
DIN6987140ER25X150	ER25	42	-	150	130,9	-	1-16	M16x2	40	✓	2,00
DIN6987140ER32X65	ER32	50	40,4	65	45,9	32	2-20	M22x1,5	40	✓	1,10
DIN6987140ER32X100	ER32	50	49	100	80,9	35	2-20	M22x1,5	40	✓	1,60
DIN6987140ER32X150	ER32	50	49	150	130,9	35	2-20	M22x1,5	40	✓	2,30
DIN6987140ER40X70	ER40	63	50,4	70	50,9	32	3-26	M28x1,5	40	✓	1,20
DIN6987140ER40X100	ER40	63	50,4	100	80,9	32	3-26	M28x1,5	40	✓	1,60
DIN6987150ER25X100	ER25	42	-	100	80,9	-	1-16	M16x2	50	✓	3,30
DIN6987150ER25X150	ER25	42	50	150	130,9	80,9	1-16	M16x2	50	✓	4,00
DIN6987150ER25X200	ER25	42	55	200	180,9	85	1-16	M16x2	50	✓	5,00
DIN6987150ER32X100	ER32	50	-	100	80,9	-	2-20	M22x1,5	50	✓	3,50
DIN6987150ER32X150	ER32	50	-	150	130,9	-	2-20	M22x1,5	50	✓	4,20
DIN6987150ER32X200	ER32	50	-	200	180,9	-	2-20	M22x1,5	50	✓	4,80
DIN6987150ER40X100	ER40	63	-	100	80,9	-	3-26	M28x1,5	50	✓	3,90
DIN6987150ER40X150	ER40	63	-	150	130,9	-	3-26	M28x1,5	50	✓	5,00
DIN6987150ER40X200	ER40	63	-	200	180,9	-	3-26	M28x1,5	50	✓	6,10
DIN6987150ER50X100	ER50	78	-	100	80,9	-	10-34	M36x1,5	50	✓	4,20
DIN6987150ER50X150	ER50	78	-	150	130,9	-	10-34	M36x1,5	50	✓	5,90

SPARE PARTS
ACCESSOIRES

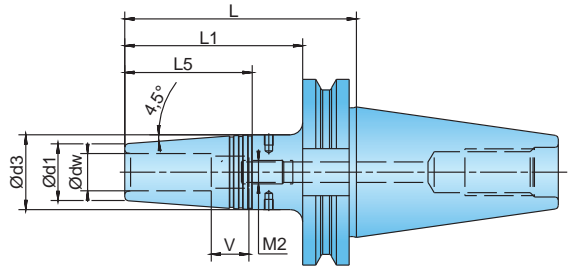


page 550 556... 528... 570 569

① = Draw bolt / Tirette ② = Adjusting screw / Vis d'ajustement ③ = Spring collets / Pince ④ = Clamping nut / Ecrou ⑤ = Wrench / Clé de serrage

TOOLIN™ ISO 40/50 DIN69871AD SHRINK IN (INDUCTIVE)
ISO 40/50 DIN69871AD MANDRIN DE FRETAGE (INDUCTION)

DIN 69871 AD / DIN 69871 AD



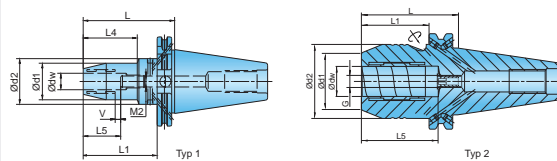
Designation Réf. de l'article	dw	d1	d3	L	L1	L5	V	M2	SK		
DIN6987140SRKIN6X80	6	21	27	80	60,9	36	10	M5	40	✓	1,00
DIN6987140SRKIN8X80	8	21	27	80	60,9	36	10	M6	40	✓	1,10
DIN6987140SRKIN10X80	10	24	32	80	60,9	42	10	M8	40	✓	1,10
DIN6987140SRKIN12X80	12	24	32	80	60,9	47	10	M10	40	✓	1,20
DIN6987140SRKIN14X80	14	27	34	80	60,9	47	10	M10	40	✓	1,20
DIN6987140SRKIN16X80	16	27	34	80	60,9	50	10	M12	40	✓	1,30
DIN6987140SRKIN18X80	18	33	42	80	60,9	50	10	M12	40	✓	1,30
DIN6987140SRKIN20X80	20	33	42	80	60,9	52	10	M16	40	✓	1,40
DIN6987140SRKIN25X100	25	44	53	100	80,9	58	10	M16	40	✓	1,50
DIN6987150SRKIN6x80	6	21	27	80	60,9	36	10	M5	50	✓	2,70
DIN6987150SRKIN8x80	8	21	27	80	60,9	36	10	M6	50	✓	2,70
DIN6987150SRKIN10x80	10	24	32	80	60,9	42	10	M8	50	✓	2,80
DIN6987150SRKIN12x80	12	24	32	80	60,9	47	10	M10	50	✓	2,80
DIN6987150SRKIN14x80	14	27	34	80	60,9	47	10	M10	50	✓	2,80
DIN6987150SRKIN16x80	16	27	34	80	60,9	50	10	M12	50	✓	2,80
DIN6987150SRKIN18x80	18	33	42	80	60,9	50	10	M12	50	✓	3,10
DIN6987150SRKIN20x80	20	33	42	80	60,9	52	10	M16	50	✓	3,20
DIN6987150SRKIN25x100	25	44	53	100	80,9	58	10	M16	50	✓	3,50
DIN6987150SRKIN32x100	32	44	53	100	80,9	61	10	M16	50	✓	4,30



page 550 556...

① = Draw bolt / Tirette ② = Adjusting screw / Vis d'ajustment

DIN 69871 AD+B / DIN 69871 AD+B



Designation Réf. de l'article	dw	d1	d2	L	L1	L4	L5	V	M2	SK	Typ	IK	kg
69871A40HC06SA080-G2	6	26	49,5	80,5	61,5	29,5	37	10	M5	40	1	✓	1,40
69871A40HC08SA080-G2	8	28	49,5	80,5	61,5	30	37	10	M6	40	1	✓	1,40
69871A40HC10SA080-G2	10	30	49,5	80,5	61,5	31	41	10	M8x1	40	1	✓	1,40
69871A40HC12SA080-G2	12	32	49,5	80,5	61,5	31,5	46	10	M10x1	40	1	✓	1,40
69871A40HC16SA080-G2	16	38	49,5	80,5	61,5	33	49	10	M12x1	40	1	✓	1,40
69871A40HC20SA080-G2	20	42	49,5	80,5	61,5	34	51	10	M16x1	40	1	✓	1,40
69871A40HC25SA080-G2	25	55	66	80,5	61,5	22	57	10	M16x1	40	1	✓	1,80
69871A50HC12SA050-G6	12	32	42	50,0	31,0	-	46	10	M8x1	50	2	✓	2,80
69871A50HC20SA080-G6	20	42	49,5	80,5	61,5	-	51	10	M16x1	50	1	✓	3,30
69871A50HC20SA064-G6	20	38	49,3	64,5	45,5	-	51	10	M8x1	50	2	✓	3,10
69871A50HC32SA081-G6	32	58,5	72	81,0	62,0	-	61	10	M8x1	50	2	✓	4,10

SPARE PARTS
ACCESSOIRES



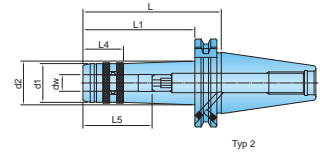
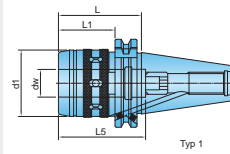
page

550

560

① = Draw bolt / Tirette ② = Sleeves / Pinces intermédiaires

TOOLIN™ DIN 69871-AD/B40/50 HIGH PRECISION ULTRA TIGHT ADAPTION
 DIN 69871-AD/B40/50 ATTACHEMENT FORT SERRAGE HAUTE PRÉCISION



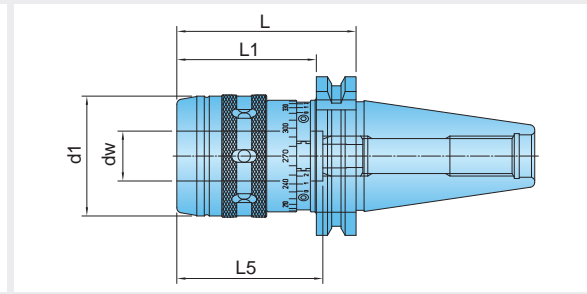
Designation Réf. de l'article	dw	d1	d2	L	L1	L4	L5	SK	Typ		
DIN69871-AD+B40 MF12.50	12	28	-	50	31	-	46	40	1	✓	0,80
DIN69871-AD+B40 MF12.100	12	28	32	100	81	29,5	46	40	2	✓	1,20
DIN69871-AD+B40 MF20.60	20	48	-	60	41	-	63	40	1	✓	1,10
DIN69871-AD+B40 MF20.100	20	48	-	100	81	-	63	40	2	✓	1,40
DIN69871-AD+B40 MF32.95	32	66	-	95	-	-	80	40	1	✓	1,60
DIN69871-AD+B40 MF32.140	32	66	-	140	-	-	80	40	2	✓	2,00
DIN69871-AD+B50 MF20.80	20	48	-	80	61	-	63	50	1	✓	2,30
DIN69871-AD+B50 MF20.125	20	48	-	125	106	-	63	50	2	✓	2,70
DIN69871-AD+B50 MF32.75	32	66	-	75	56	-	80	50	1	✓	2,80
DIN69871-AD+B50 MF32.160	32	66	-	160	141	-	80	50	2	✓	3,20



page 550 560

① = Draw bolt / Tirette ② = Sleeves / Pincés intermédiaires

TOOLOIN™ DIN 69871-A40 HIGH PRECISION ULTRA TIGHT ADAPTION BALANCEABLE
DIN 69871-A40 ATTACHEMENT FORT SERRAGE HAUTE PRÉCISION - AVEC SYSTÈME D'ÉQUILIBRAGE

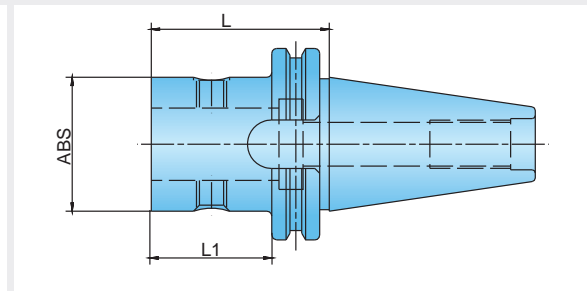


Designation Réf. de l'article	dw	d1	L	L1	L5	SK		
DIN69871-A40 FORCE20.75	20	48	75	56	60	40	✓	1,30
DIN69871-A40 FORCE32.105	32	66	105	-	80	40	✓	2,10

SPARE PARTS ACCESSOIRES	①	②
page	550	560

① = Draw bolt / Tirette ② = Sleeves / Pincas intermédiaires

TOOLOIN™ ISO 50 DIN69871AD+B ABS ADAPTER
ISO 50 DIN69871AD+B ATTACHEMENT ABS



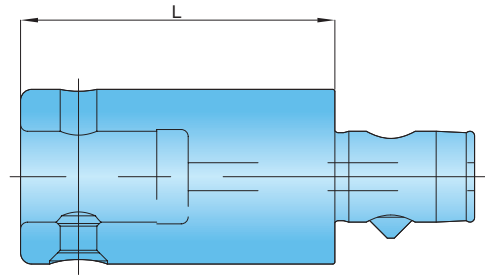
Designation Réf. de l'article	ABS	L	L1	SK		
69871A50ABS25SA60	25	60	41	50	✓	2,90
69871A50ABS32SA60	32	60	41	50	✓	3,00
69871A50ABS40SA60	40	60	41	50	✓	3,10
69871A50ABS50SA60	50	60	41	50	✓	3,20
69871A50ABS63SA60	63	60	41	50	✓	3,40
69871A50ABS80SA70	80	70	51	50	✓	4,10
69871A50ABS100SA115	100	115	96	50	✓	7,50

SPARE PARTS ACCESSOIRES	①
page	550



① = Draw bolt / Tirette



ABS / ABS

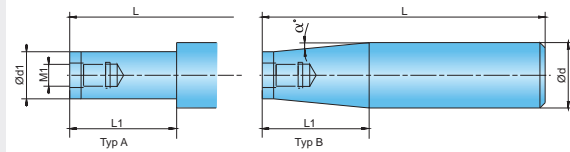


ABS / ABS

Designation Réf. de l'article	ABS	L	ABS1		 kg
ABS25ABS25SA45	25	45	25	✓	0,16
ABS25ABS25SA60	25	60	25	✓	0,22
ABS32ABS32SA35	32	35	32	✓	0,2
ABS32ABS32SA50	32	50	32	✓	0,29
ABS32ABS32SA70	32	70	32	✓	0,42
ABS40ABS40SA40	40	40	40	✓	0,36
ABS40ABS40SA60	40	60	40	✓	0,52
ABS40ABS40SA90	40	90	40	✓	0,84
ABS50ABS50SA50	50	50	50	✓	0,71
ABS50ABS50SA65	50	65	50	✓	0,94
ABS50ABS50SA100	50	100	50	✓	1,46
ABS50ABS50SA150	50	150	50	✓	2,22
ABS63ABS63SA60	63	60	63	✓	1,37
ABS63ABS63SA85	63	85	63	✓	1,97
ABS63ABS63SA125	63	125	63	✓	2,94
ABS63ABS63SA190	63	190	63	✓	4,47
ABS80ABS80SA70	80	70	80	✓	2,58
ABS80ABS80SA85	80	85	80	✓	3,15
ABS80ABS80SA125	80	125	80	✓	4,71
ABS80ABS80SA240	80	240	80	✓	9,18
ABS100ABS100SA85	100	85	100	✓	4,95
ABS100ABS100SA125	100	125	100	✓	7,36
ABS100ABS100SA160	100	160	100	✓	9,47

TOP•ON™ STEEL EXTENSION CYLINDRICAL/CONICAL (SCREW-IN TYPE)
RALLONGE ACIER CYLINDRIQUE / CONIQUE (TÊTE VISSÉE)

cylindrical shank / Queue Cylindrique



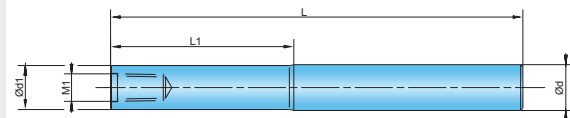
screw-in type connection / Tête vissée

Designation Réf. de l'article	d	d1	L	L1	α	M1	Typ		
SM06-L60-C10 ¹⁾	10	9,8	60	20	-	M6	A	✓	0,05
SM06-L105-C12 ²⁾	12	9,8	105	60	1,2	M6	B	✓	0,09
SM06-L125-C16 ²⁾	16	9,8	125	60	3,3	M6	B	✓	0,10
SM08-L73-C16 ¹⁾	16	13	73	25	-	M8	A	✓	0,11
SM08-L128-C16 ²⁾	16	13	128	80	0,9	M8	B	✓	0,18
SM08-L170-C20 ²⁾	20	13	170	67	3,3	M8	B	✓	0,35
SM10-L80-C20 ¹⁾	20	18	80	30	-	M10	A	✓	0,18
SM10-L130-C20 ²⁾	20	18	130	80	0,6	M10	B	✓	0,27
SM10-L200-C25 ²⁾	25	19	200	57	3,3	M10	B	✓	0,45
SM12-L86-C25 ²⁾	25	21	86	30	5,1	M12	B	✓	0,20
SM12-L200-C32 ²⁾	32	21	200	78	4,4	M12	B	✓	0,60
SM16-L95-C32 ²⁾	32	29	95	35	1,7	M16	B	✓	0,54
SM16-L230-C32 ²⁾	32	29	230	50	1,8	M16	B	✓	0,60

¹⁾Cylindrical; ²⁾Conical

TOP•ON™ HEAVY METAL EXTENSION - CYLINDRICAL (SCREW-IN TYPE)
RALLONGE EN MÉTAL LOURD CYLINDRIQUE (TÊTE VISSÉE)

cylindrical shank / Queue Cylindrique

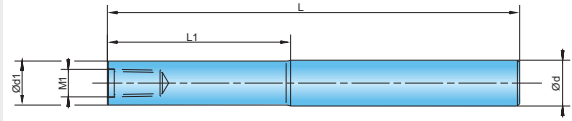


screw-in type connection / Tête vissée

Designation Réf. de l'article	d	d1	L	L1	M1	
S016MOD08HA040	16	13	88	40	M8	0,240
S016MOD08HA060	16	13	108	60	M8	0,030
S016MOD08HA080	16	13	128	80	M8	0,331
S016MOD08HA100	16	13	148	100	M8	0,377

TOPPOON™ SOLID CARBIDE EXTENSION - CYLINDRICAL (SCREW-IN TYPE)
RALLONGE CYLINDRIQUE EN CARBURE (TÊTE VISSÉE)

cylindrical shank / Queue Cylindrique

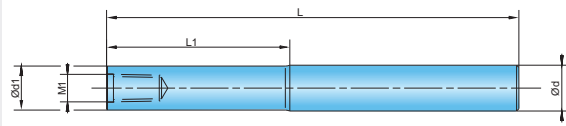


screw-in type connection / Tête vissée

Designation Réf. de l'article	d	d1	L	L1	M1		kg
S010MOD06CA024	10	-	80	-	M6	✓	0,079
S010MOD06CA031	10	9,8	80	31	M6	✓	0,078
S010MOD06CA060	10	9,8	110	60	M6	✓	0,175
S010MOD06CA080	10	9,8	130	80	M6	✓	0,130
S010MOD06CA100	10	9,8	150	100	M6	✓	0,154
S012MOD06CA030	12	-	80	-	M6	✓	0,118
S012MOD06CA031	12	11	80	31	M6	✓	0,108
S012MOD06CA100-03	12	11	150	100	M6	✓	0,217
S012MOD06CA040	12	11,8	88	40	M6	✓	0,128
S012MOD06CA060	12	11,8	108	60	M6	✓	0,178
S012MOD06CA080	12	11,8	128	80	M6	✓	0,218
S012MOD06CA100	12	11,8	148	100	M6	✓	0,128
S014MOD08CA024	14	-	80	-	M8	✓	0,154
S016MOD08CA055	16	14,4	120	55	M8	✓	0,299
S016MOD08CA135	16	14,4	200	135	M8	✓	0,528
S018MOD10CA040	18	-	200	-	M10	✓	0,669
S019MOD10CA135	19	18	200	135	M10	✓	0,736
S020MOD10CA055	20	18	120	55	M10	✓	0,469
S020MOD10CA135	20	18	200	135	M10	✓	0,761
S025MOD12CA060	25	22,5	125	60	M12	✓	0,733
S025MOD12CA080	25	22,5	145	80	M12	✓	0,847
S025MOD12CA100	25	22,5	165	100	M12	✓	0,965
S025MOD12CA157	25	22,5	250	157	M12	✓	1,624
S025MOD12CA207	25	22,5	300	207	M12	✓	1,920
S032MOD16CA207	32	28,6	300	207	M16	✓	2,314

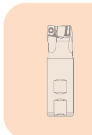
TOPPOON™ ANTI-VIBRATION EXTENSION CYLINDRICAL (SCREW-IN TYPE)
RALLONGE CYLINDRIQUE ANTI-VIBRATIONS (TÊTE VISSEE)

cylindrical shank / Queue Cylindrique



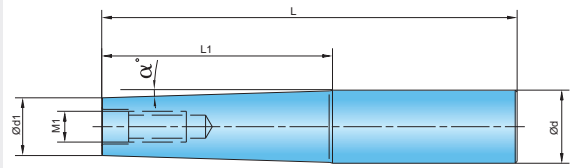
screw-in type connection / Tête vissée

Designation Réf. de l'article	d	d1	L	L1	M1	✓	kg
S012MOD06VA020	12	11	70	20	M6	✓	0,064
S012MOD06VA070	12	11	120	70	M6	✓	0,111
S016MOD08VA006	16	14,5	70	6	M8	✓	0,115
S016MOD08VA056	16	14,5	120	56	M8	✓	0,183
S020MOD10VA006	20	18	64	6	M10	✓	0,169
S020MOD10VA024	20	18	89	24	M10	✓	0,245
S020MOD10VA070	20	18	130	70	M10	✓	0,335
S020MOD10VA125	20	18	180	125	M10	✓	0,463
S025MOD12VA015	25	22,6	81	15	M12	✓	0,343
S025MOD12VA045	25	22,6	111	45	M12	✓	0,320
S025MOD12VA110	25	22,6	180	110	M12	✓	0,746
S025MOD12VA155	25	22,6	220	155	M12	✓	0,922
S032MOD16VA014	32	29,4	103	14	M16	✓	0,763
S032MOD16VA090	32	29,4	160	90	M16	✓	1,150
S032MOD16VA108	32	29,4	200	108	M16	✓	1,363
S032MOD16VA159	32	29,4	250	159	M16	✓	1,760
S032MOD16VA207	32	30	300	207	M16	✓	2,312



TOPPOON™ HEAVY METAL EXTENSION - CONICAL (SCREW-IN TYPE)
RALLONGE EN MÉTAL LOURD CONIQUE (TÊTE VISSÉE)

cylindrical shank / Queue Cylindrique

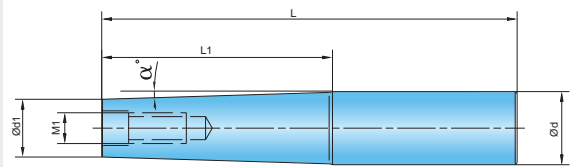


screw-in type connection / Tête vissée

Designation Réf. de l'article	d	d1	L	L1	α	M1		
S016MOD08HK040	16	13	88	40	2	M8	✓	0,261
S016MOD08HK060	16	13	108	60	1,4	M8	✓	0,318
S016MOD08HK080	16	13	128	80	1	M8	✓	0,372
S016MOD08HK100	16	13	148	100	0,8	M8	✓	0,437
S016MOD08HK120	16	13	168	120	0,7	M8	✓	0,491
S020MOD10HK040	20	18	90	40	1,4	M10	✓	0,431
S020MOD10HK060	20	18	110	60	0,9	M10	✓	0,535
S020MOD10HK080	20	18	130	80	0,7	M10	✓	0,634
S020MOD10HK100	20	18	150	100	0,55	M10	✓	0,730
S020MOD10HK120	20	18	170	120	0,45	M10	✓	0,833

TOPPOON™ CARBIDE EXTENSION - CONICAL (SCREW-IN TYPE)
RALLONGE CONIQUE EN CARBURE (TÊTE VISSÉE)

cylindrical shank / Queue Cylindrique

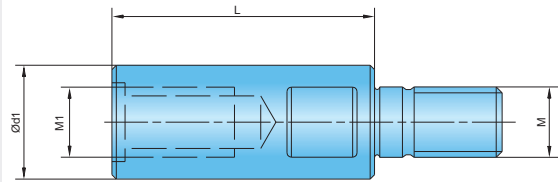


screw-in type connection / Tête vissée

Designation Réf. de l'article	d	d1	L	L1	α	M1	
S016MOD08CK040	16	13	88	40	1,9	M8	✓
S016MOD08CK060	16	13	108	60	1,3	M8	✓
S016MOD08CK080	16	13	128	80	0,95	M8	✓
S016MOD08CK100	16	13	148	100	0,8	M8	✓
S016MOD08CK120	16	13	168	120	0,65	M8	✓
S020MOD10CK040	20	18	90	40	1,2	M10	✓
S020MOD10CK060	20	18	110	60	0,8	M10	✓
S020MOD10CK080	20	18	130	80	0,6	M10	✓
S020MOD10CK100	20	18	150	100	0,5	M10	✓
S020MOD10CK120	20	18	170	120	0,4	M10	✓

TOP_oON™ EXTENSION RALLONGE

screw-in type connection / Tête vissée

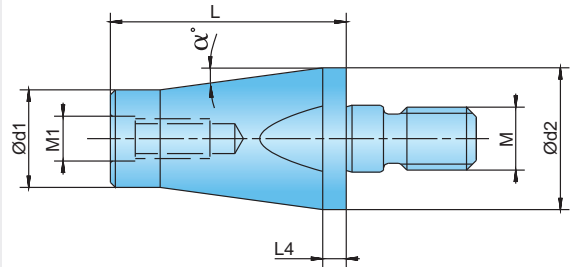


screw-in type connection / Tête vissée

Designation Réf. de l'article	d1	L	M	M1		
CABM06M06-C	9,8	25	M6	M6	✓	0,020
CABM08M08-C	13	30	M8	M8	✓	0,028
CABM10M10-C	18	35	M10	M10	✓	0,064
CABM12M12-C	21	40	M12	M12	✓	0,100
CABM16M16-C	29	40	M16	M16	✓	0,192

TOP_oON™ REDUCTION (SCREW-IN TYPE) RÉDUCTEUR (TÊTE VISSÉE)

screw-in type connection / Tête vissée



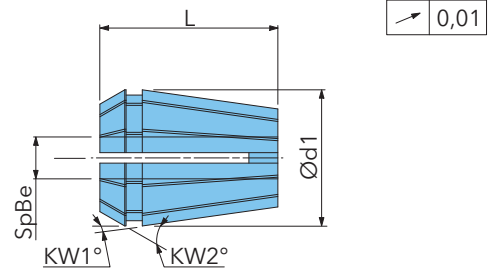
screw-in type connection / Tête vissée

Designation Réf. de l'article	d1	d2	L	L4	α	M	M1		
CABM06M08	9,7	13	30	4	5,7	M8	M6	✓	0,08
CABM08M10	13	18	40	5	5,2	M10	M8	✓	0,08
CABM10M12	18	21	45	7	2,5	M12	M10	✓	0,10
CABM12M16	21	29	50	6	6,3	M16	M12	✓	0,20

TOOLOIN™ ER11 SPRING COLLETS ER11 PINCES



DIN 6499 / DIN 6499



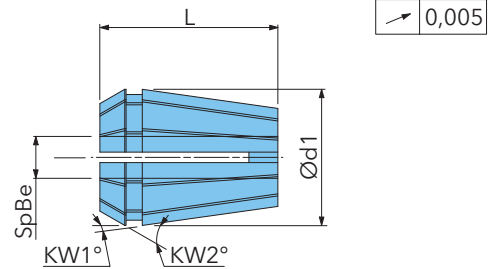
Designation Réf. de l'article	d1	L	SpBe	Spmin.	Spmax.	KW1	KW2	ER	kg
ER11SPR0.5-1	11,5	18	0,5 - 1	0,5	1	8	30	11	0,009
ER11SPR1-2	11,5	18	1 - 2	1	2	8	30	11	0,010
ER11SPR2-3	11,5	18	2 - 3	2	3	8	30	11	0,009
ER11SPR3-4	11,5	18	3 - 4	3	4	8	30	11	0,008
ER11SPR4-5	11,5	18	4 - 5	4	5	8	30	11	0,008
ER11SPR5-6	11,5	18	5 - 6	5	6	8	30	11	0,007
ER11SPR6-7	11,5	18	6 - 7	6	7	8	30	11	0,006

Standard design / Standard

TOOLOIN™ ER11_AA SPRING COLLETS ER11_AA PINCES



DIN 6499 / DIN 6499



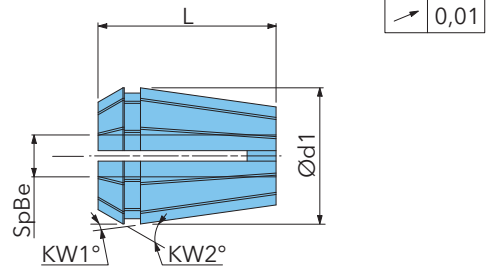
Designation Réf. de l'article	d1	L	SpBe	Spmin.	Spmax.	KW1	KW2	ER	kg
ER11SPR0.5-1AA	11,5	18	0,5 - 1	0,5	1	8	30	11	0,010
ER11SPR1-2AA	11,5	18	1 - 2	1	2	8	30	11	0,010
ER11SPR2-3AA	11,5	18	2 - 3	2	3	8	30	11	0,009
ER11SPR3-4AA	11,5	18	3 - 4	3	4	8	30	11	0,005
ER11SPR4-5AA	11,5	18	4 - 5	4	5	8	30	11	0,009
ER11SPR5-6AA	11,5	18	5 - 6	5	6	8	30	11	0,008
ER11SPR6-7AA	11,5	18	6 - 7	6	7	8	30	11	0,006

Increased true-run accuracy for challenging applications. / Pinces haute précision pour des applications très précises

TOOLIN™ ER16 SPRING COLLETS
ER16 PINCES



DIN 6499 / DIN 6499

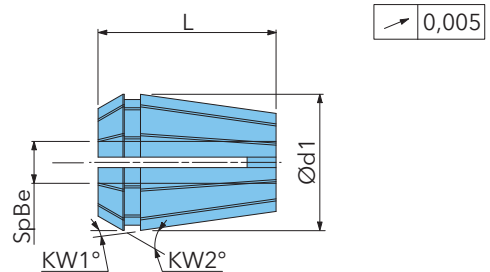


Designation Réf. de l'article	d1	L	SpBe	Spmin.	Spmax.	KW1	KW2	ER
ER16SPR0.5-1	17	27	0,5 - 1	0,5	1	8	30	16
ER16SPR1-2	17	27	1 - 2	1	2	8	30	16
ER16SPR2-3	17	27	2 - 3	2	3	8	30	16
ER16SPR3-4	17	27	3 - 4	3	4	8	30	16
ER16SPR4-5	17	27	4 - 5	4	5	8	30	16
ER16SPR5-6	17	27	5 - 6	5	6	8	30	16
ER16SPR6-7	17	27	6 - 7	6	7	8	30	16
ER16SPR7-8	17	27	7 - 8	7	8	8	30	16
ER16SPR8-9	17	27	8 - 9	8	9	8	30	16
ER16SPR9-10	17	27	9 - 10	9	10	8	30	16
Standard design / Standard								

TOOLIN™ ER16_AA SPRING COLLETS
ER16_AA PINCES



DIN 6499 / DIN 6499



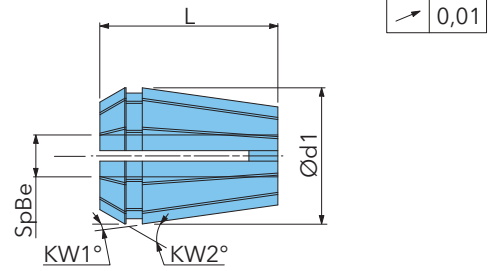
Designation Réf. de l'article	d1	L	SpBe	Spmin.	Spmax.	KW1	KW2	ER
ER16SPR0.5-1AA	17	27	0,5 - 1	0,5	1	8	30	16
ER16SPR1-2AA	17	27	1 - 2	1	2	8	30	16
ER16SPR2-3AA	17	27	2 - 3	2	3	8	30	16
ER16SPR3-4AA	17	27	3 - 4	3	4	8	30	16
ER16SPR4-5AA	17	27	4 - 5	4	5	8	30	16
ER16SPR5-6AA	17	27	5 - 6	5	6	8	30	16
ER16SPR6-7AA	17	27	6 - 7	6	7	8	30	16
ER16SPR7-8AA	17	27	7 - 8	7	8	8	30	16
ER16SPR8-9AA	17	27	8 - 9	8	9	8	30	16
ER16SPR9-10AA	17	27	9 - 10	9	10	8	30	16

Increased true-run accuracy for challenging applications. / Pincas haute précision pour des applications très précises

TOOLOIN™ ER16 SPRING COLLETS WITH COOLANT ER16 PINCES POUR ARROSAGE AU CENTRE



DIN 6499 / DIN 6499



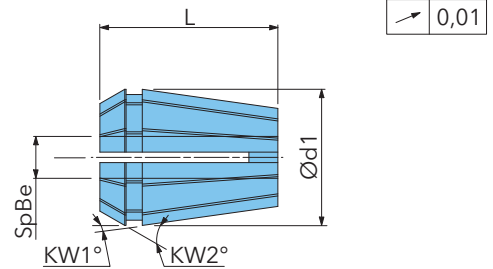
Designation Réf. de l'article	d1	L	SpBe	Spmin.	Spmax.	KW1	KW2	ER		
ER16SEAL3-4	17	27	3-4	3	4	8	30	16	✓	0,024
ER16SEAL4-5	17	27	4-5	4	5	8	30	16	✓	0,024
ER16SEAL5-6	17	27	5-6	5	6	8	30	16	✓	0,020
ER16SEAL6-7	17	27	6-7	6	7	8	30	16	✓	0,018
ER16SEAL7-8	17	27	7-8	7	8	8	30	16	✓	0,020
ER16SEAL8-9	17	27	8-9	8	9	8	30	16	✓	0,018
ER16SEAL9-10	17	27	9-10	9	10	8	30	16	✓	0,014

Standard design leak-proofed up to 100 bar, for internal coolant supply. / Étanchéité jusqu'à 100 bar pour l'arrosage interne.

TOOLOIN™ ER16_JET2 SPRING COLLETS WITH COOLANT ER16_JET2 PINCES POUR ARROSAGE AU CENTRE



DIN 6499 / DIN 6499



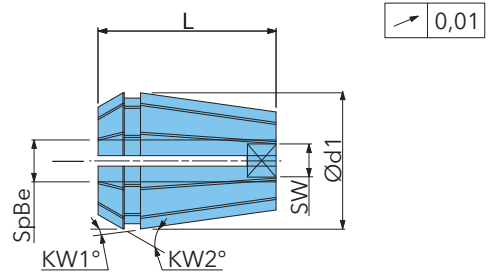
Designation Réf. de l'article	d1	L	SpBe	Spmin.	Spmax.	KW1	KW2	ER	
ER16SEAL3-4JET2	17	27	3-4	3	4	8	30	16	✓
ER16SEAL4-5JET2	17	27	4-5	4	5	8	30	16	✓
ER16SEAL5-6JET2	17	27	5-6	5	6	8	30	16	✓
ER16SEAL6-7JET2	17	27	6-7	6	7	8	30	16	✓
ER16SEAL7-8JET2	17	27	7-8	7	8	8	30	16	✓
ER16SEAL8-9JET2	17	27	8-9	8	9	8	30	16	✓
ER16SEAL9-10JET2	17	27	9-10	9	10	8	30	16	✓

Standard design leak-proofed up to 100 bar, for internal coolant supply. / Étanchéité jusqu'à 100 bar pour l'arrosage interne.

TOOLIN™ ER 16_GB SPRING COLLETS WITH SQUARE SOCKET
ER 16_GB PINCES AVEC DOUILLE CARREE



DIN 6499 / DIN 6499

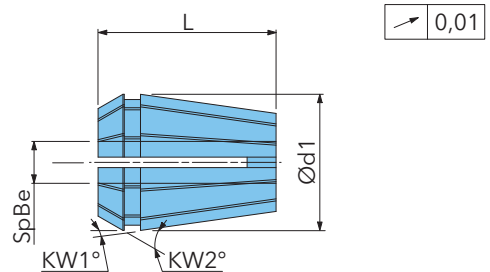


Designation Réf. de l'article	dw	d1	L	KW1	KW2	ER	SW
ER16-GB4.5	4,5	17	27	8	30	16	3,4
ER16-GB5.5	5,5	17	27	8	30	16	4,3
ER16-GB6	6	17	27	8	30	16	4,9
ER16-GB7	7	17	27	8	30	16	5,5
ER16-GB8	8	17	27	8	30	16	6,2
ER16-GB9	9	17	27	8	30	16	7
ER16-GB11	11	17	27	8	30	16	9

TOOLIN™ ER20 SPRING COLLETS
ER20 PINCES



DIN 6499 / DIN 6499



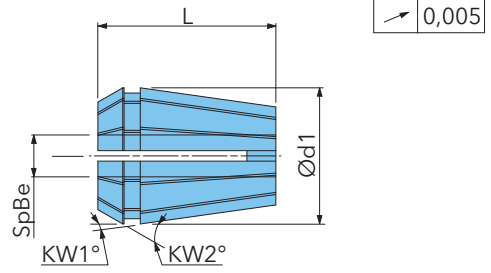
Designation Réf. de l'article	d1	L	SpBe	Spmin.	Spmax.	KW1	KW2	ER
ER20SPR1-2	21	31	1-2	1	2	8	30	20
ER20SPR2-3	21	31	2-3	2	3	8	30	20
ER20SPR3-4	21	31	3-4	3	4	8	30	20
ER20SPR4-5	21	31	4-5	4	5	8	30	20
ER20SPR5-6	21	31	5-6	5	6	8	30	20
ER20SPR6-7	21	31	6-7	6	7	8	30	20
ER20SPR7-8	21	31	7-8	7	8	8	30	20
ER20SPR8-9	21	31	8-9	8	9	8	30	20
ER20SPR9-10	21	31	9-10	9	10	8	30	20
ER20SPR10-11	21	31	10-11	10	11	8	30	20
ER20SPR11-12	21	31	11-12	11	12	8	30	20
ER20SPR12-13	21	31	12-13	12	13	8	30	20

Standard design / Standard

TOOLOIN™ ER20_AA SPRING COLLETS ER20_AA PINCES



DIN 6499 / DIN 6499



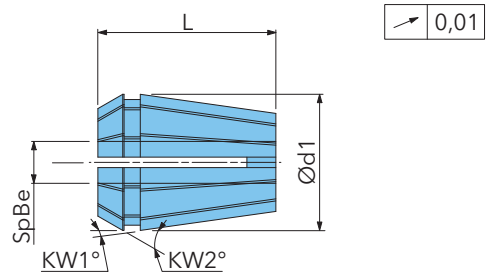
Designation Réf. de l'article	d1	L	SpBe	Spmin.	Spmax.	KW1	KW2	ER
ER20SPR1-2AA	21	31	1-2	1	2	8	30	20
ER20SPR2-3AA	21	31	2-3	2	3	8	30	20
ER20SPR3-4AA	21	31	3-4	3	4	8	30	20
ER20SPR4-5AA	21	31	4-5	4	5	8	30	20
ER20SPR5-6AA	21	31	5-6	5	6	8	30	20
ER20SPR6-7AA	21	31	6-7	6	7	8	30	20
ER20SPR7-8AA	21	31	7-8	7	8	8	30	20
ER20SPR8-9AA	21	31	8-9	8	9	8	30	20
ER20SPR9-10AA	21	31	9-10	9	10	8	30	20
ER20SPR10-11AA	21	31	10-11	10	11	8	30	20
ER20SPR11-12AA	21	31	11-12	11	12	8	30	20
ER20SPR12-13AA	21	31	12-13	12	13	8	30	20

Increased true-run accuracy for challenging applications. / Pinces haute précision pour des applications très précises

TOOLOIN™ ER20 SPRING COLLETS WITH COOLANT ER20 PINCES PINCES POUR ARROSAGE AU CENTRE



DIN 6499 / DIN 6499



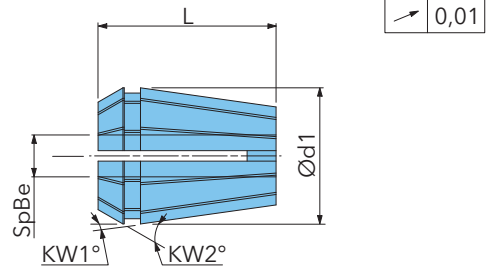
Designation Réf. de l'article	d1	L	SpBe	Spmin.	Spmax.	KW1	KW2	ER	IK
ER20SEAL3-4	21	31	3-4	3	4	8	30	20	✓
ER20SEAL4-5	21	31	4-5	4	5	8	30	20	✓
ER20SEAL5-6	21	31	5-6	5	6	8	30	20	✓
ER20SEAL6-7	21	31	6-7	6	7	8	30	20	✓
ER20SEAL7-8	21	31	7-8	7	8	8	30	20	✓
ER20SEAL8-9	21	31	8-9	8	9	8	30	20	✓
ER20SEAL9-10	21	31	9-10	9	10	8	30	20	✓
ER20SEAL10-11	21	31	10-11	10	11	8	30	20	✓
ER20SEAL11-12	21	31	11-12	11	12	8	30	20	✓
ER20SEAL12-13	21	31	12-13	12	13	8	30	20	✓

Standard design leak-proofed up to 100 bar, for internal coolant supply. / Étanchéité jusqu'à 100 bar pour l'arrosage interne.

TOOLIN™ ER20_JET2 SPRING COLLETS WITH COOLANT
ER20_JET2 PINCES POUR ARROSAGE AU CENTRE



DIN 6499 / DIN 6499



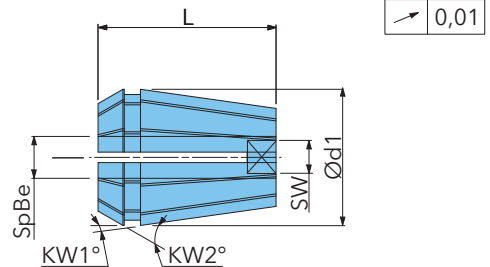
Designation Réf. de l'article	d1	L	SpBe	Spmin.	Spmax.	KW1	KW2	ER	
ER20SEAL3-4JET2	21	31	3-4	3	4	8	30	20	✓
ER20SEAL4-5JET2	21	31	4-5	4	5	8	30	20	✓
ER20SEAL5-6JET2	21	31	5-6	5	6	8	30	20	✓
ER20SEAL6-7JET2	21	31	6-7	6	7	8	30	20	✓
ER20SEAL7-8JET2	21	31	7-8	7	8	8	30	20	✓
ER20SEAL8-9JET2	21	31	8-9	8	9	8	30	20	✓
ER20SEAL9-10JET2	21	31	9-10	9	10	8	30	20	✓
ER20SEAL10-11JET2	21	31	10-11	10	11	8	30	20	✓
ER20SEAL11-12JET2	21	31	11-12	11	12	8	30	20	✓
ER20SEAL12-13JET2	21	31	12-13	12	13	8	30	20	✓

Standard design leak-proofed up to 100 bar, for internal coolant supply. / Étanchéité jusqu'à 100 bar pour l'arrosage interne.

TOOLIN™ ER 20_GB SPRING COLLETS WITH SQUARE SOCKET
ER 20_GB PINCES AVEC DOUILLE CARREE

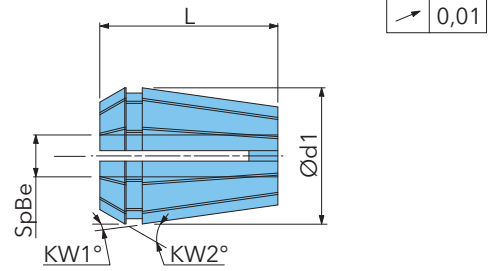


DIN 6499 / DIN 6499



Designation Réf. de l'article	dw	d1	L	KW1	KW2	ER	SW
ER20-GB6	6	21	31	8	30	20	4,9
ER20-GB7	7	21	31	8	30	20	5,5
ER20-GB8	8	21	31	8	30	20	6,2
ER20-GB9	9	21	31	8	30	20	7
ER20-GB10	10	21	31	8	30	20	8
ER20-GB11	11	21	31	8	30	20	9
ER20-GB12	12	21	31	8	30	20	9

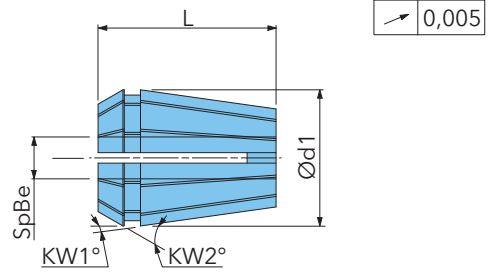
DIN 6499 / DIN 6499



Designation Réf. de l'article	d1	L	SpBe	Spmin.	Spmax.	KW1	KW2	ER
ER25SPR1-2	26	35	1 - 2	1	2	8	30	25
ER25SPR2-3	26	35	2 - 3	2	3	8	30	25
ER25SPR3-4	26	35	3 - 4	3	4	8	30	25
ER25SPR4-5	26	35	4 - 5	4	5	8	30	25
ER25SPR5-6	26	35	5 - 6	5	6	8	30	25
ER25SPR6-7	26	35	6 - 7	6	7	8	30	25
ER25SPR7-8	26	35	7 - 8	7	8	8	30	25
ER25SPR8-9	26	35	8 - 9	8	9	8	30	25
ER25SPR9-10	26	35	9 - 10	9	10	8	30	25
ER25SPR10-11	26	35	10 - 11	10	11	8	30	25
ER25SPR11-12	26	35	11 - 12	11	12	8	30	25
ER25SPR12-13	26	35	12 - 13	12	13	8	30	25
ER25SPR13-14	26	35	13 - 14	13	14	8	30	25
ER25SPR14-15	26	35	14 - 15	14	15	8	30	25
ER25SPR15-16	26	35	15 - 16	15	16	8	30	25
Standard design / Standard								

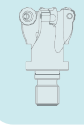
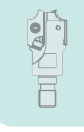
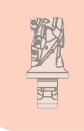
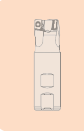


DIN 6499 / DIN 6499



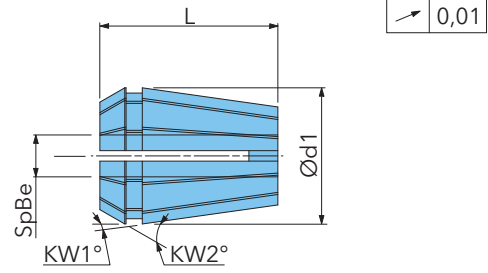
Designation Réf. de l'article	d1	L	SpBe	Spmin.	Spmax.	KW1	KW2	ER
ER25SPR1-2AA	26	35	1-2	1	2	8	30	25
ER25SPR2-3AA	26	35	2-3	2	3	8	30	25
ER25SPR3-4AA	26	35	3-4	3	4	8	30	25
ER25SPR4-5AA	26	35	4-5	4	5	8	30	25
ER25SPR5-6AA	26	35	5-6	5	6	8	30	25
ER25SPR6-7AA	26	35	6-7	6	7	8	30	25
ER25SPR7-8AA	26	35	7-8	7	8	8	30	25
ER25SPR8-9AA	26	35	8-9	8	9	8	30	25
ER25SPR9-10AA	26	35	9-10	9	10	8	30	25
ER25SPR10-11AA	26	35	10-11	10	11	8	30	25
ER25SPR11-12AA	26	35	11-12	11	12	8	30	25
ER25SPR12-13AA	26	35	12-13	12	13	8	30	25
ER25SPR13-14AA	26	35	13-14	13	14	8	30	25
ER25SPR14-15AA	26	35	14-15	14	15	8	30	25
ER25SPR15-16AA	26	35	15-16	15	16	8	30	25



Increased true-run accuracy for challenging applications. / Pincas haute précision pour des applications très précises



TOOLOIN™ ER25 SPRING COLLETS WITH COOLANT
ER25 PINCES POUR ARROSAGE AU CENTRE

DIN 6499 / DIN 6499

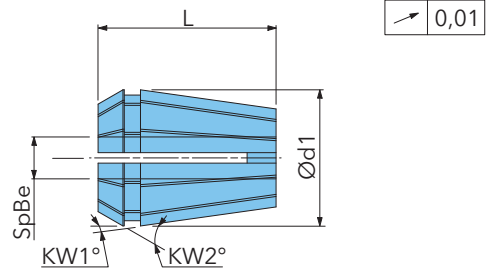


Designation Réf. de l'article	d1	L	SpBe	Spmin.	Spmax.	KW1	KW2	ER		
ER25SEAL3-4	26	35	3 - 4	3	4	8	30	25	✓	0,078
ER25SEAL4-5	26	35	4 - 5	4	5	8	30	25	✓	0,077
ER25SEAL5-6	26	35	5 - 6	5	6	8	30	25	✓	0,081
ER25SEAL6-7	26	35	6 - 7	6	7	8	30	25	✓	0,062
ER25SEAL7-8	26	35	7 - 8	7	8	8	30	25	✓	0,072
ER25SEAL8-9	26	35	8 - 9	8	9	8	30	25	✓	0,070
ER25SEAL9-10	26	35	9 - 10	9	10	8	30	25	✓	0,066
ER25SEAL10-11	26	35	10 - 11	10	11	8	30	25	✓	0,064
ER25SEAL11-12	26	35	11 - 12	11	12	8	30	25	✓	0,046
ER25SEAL12-13	26	35	12 - 13	12	13	8	30	25	✓	0,056
ER25SEAL13-14	26	35	13 - 14	13	14	8	30	25	✓	0,060
ER25SEAL14-15	26	35	14 - 15	14	15	8	30	25	✓	0,055
ER25SEAL15-16	26	35	15 - 16	15	16	8	30	25	✓	0,042

Standard design leak-proofed up to 100 bar, for internal coolant supply. / Étanchéité jusqu'à 100 bar pour l'arrosage interne.

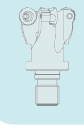
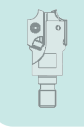
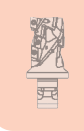
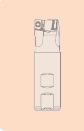


DIN 6499 / DIN 6499



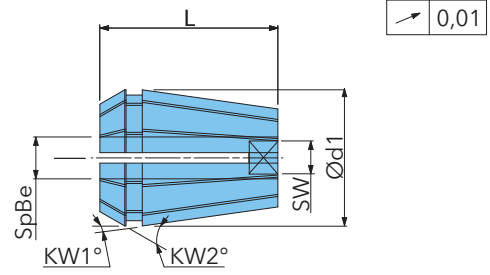
Designation Réf. de l'article	d1	L	SpBe	Spmin.	Spmax.	KW1	KW2	ER	
ER25SEAL3-4JET2	26	35	3-4	3	4	8	30	25	✓
ER25SEAL4-5JET2	26	35	4-5	4	5	8	30	25	✓
ER25SEAL5-6JET2	26	35	5-6	5	6	8	30	25	✓
ER25SEAL6-7JET2	26	35	6-7	6	7	8	30	25	✓
ER25SEAL7-8JET2	26	35	7-8	7	8	8	30	25	✓
ER25SEAL8-9JET2	26	35	8-9	8	9	8	30	25	✓
ER25SEAL9-10JET2	26	35	9-10	9	10	8	30	25	✓
ER25SEAL10-11JET2	26	35	10-11	10	11	8	30	25	✓
ER25SEAL11-12JET2	26	35	11-12	11	12	8	30	25	✓
ER25SEAL12-13JET2	26	35	12-13	12	13	8	30	25	✓
ER25SEAL13-14JET2	26	35	13-14	13	14	8	30	25	✓
ER25SEAL14-15JET2	26	35	14-15	14	15	8	30	25	✓
ER25SEAL15-16JET2	26	35	15-16	15	16	8	30	25	✓

Standard design leak-proofed up to 100 bar, for internal coolant supply. / Étanchéité jusqu'à 100 bar pour l'arrosage interne.



TOOLOIN™ ER 25_GB SPRING COLLETS WITH SQUARE SOCKET
ER 25_GB PINCES AVEC DOUILLE CARREE

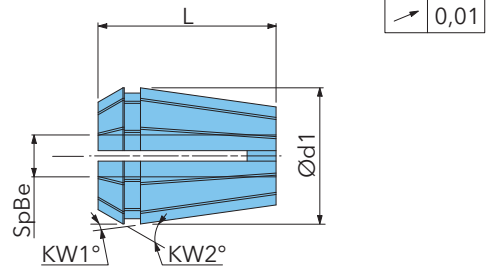
DIN 6499 / DIN 6499



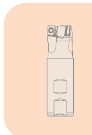
Designation Réf. de l'article	dw	d1	L	KW1	KW2	ER	SW
ER25-GB4.5	4,5	26	35	8	30	25	3,4
ER25-GB5.5	5,5	26	35	8	30	25	4,3
ER25-GB6	6	26	35	8	30	25	4,9
ER25-GB7	7	26	35	8	30	25	5,5
ER25-GB8	8	26	35	8	30	25	6,2
ER25-GB9	9	26	35	8	30	25	7
ER25-GB10	10	26	35	8	30	25	8
ER25-GB11	11	26	35	8	30	25	9
ER25-GB12	12	26	35	8	30	25	9
ER25-GB14	14	26	35	8	30	25	11
ER25-GB16	16	26	35	8	30	25	12



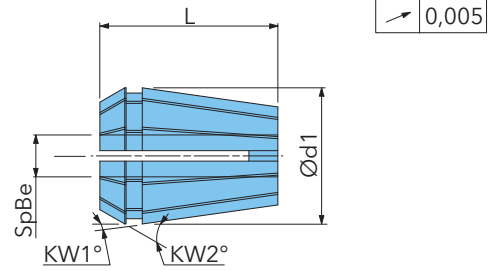
DIN 6499 / DIN 6499



Designation Réf. de l'article	d1	L	SpBe	Spmin.	Spmax.	KW1	KW2	ER
ER32SPR2-3	33	40	2-3	2	3	8	30	32
ER32SPR3-4	33	40	3-4	3	4	8	30	32
ER32SPR4-5	33	40	4-5	4	5	8	30	32
ER32SPR5-6	33	40	5-6	5	6	8	30	32
ER32SPR6-7	33	40	6-7	6	7	8	30	32
ER32SPR7-8	33	40	7-8	7	8	8	30	32
ER32SPR8-9	33	40	8-9	8	9	8	30	32
ER32SPR9-10	33	40	9-10	9	10	8	30	32
ER32SPR10-11	33	40	10-11	10	11	8	30	32
ER32SPR11-12	33	40	11-12	11	12	8	30	32
ER32SPR12-13	33	40	12-13	12	13	8	30	32
ER32SPR13-14	33	40	13-14	13	14	8	30	32
ER32SPR14-15	33	40	14-15	14	15	8	30	32
ER32SPR15-16	33	40	15-16	15	16	8	30	32
ER32SPR16-17	33	40	16-17	16	17	8	30	32
ER32SPR17-18	33	40	17-18	17	18	8	30	32
ER32SPR18-19	33	40	18-19	18	19	8	30	32
ER32SPR19-20	33	40	19-20	19	20	8	30	32
Standard design / Standard								



DIN 6499 / DIN 6499

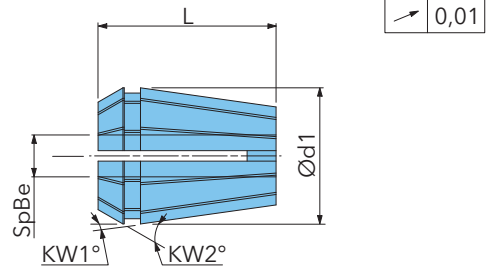


Designation Réf. de l'article	d1	L	SpBe	Spmin.	Spmax.	KW1	KW2	ER
ER32SPR2-3AA	33	40	2 - 3	2	3	8	30	32
ER32SPR3-4AA	33	40	3 - 4	3	4	8	30	32
ER32SPR4-5AA	33	40	4 - 5	4	5	8	30	32
ER32SPR5-6AA	33	40	5 - 6	5	6	8	30	32
ER32SPR6-7AA	33	40	6 - 7	6	7	8	30	32
ER32SPR7-8AA	33	40	7 - 8	7	8	8	30	32
ER32SPR8-9AA	33	40	8 - 9	8	9	8	30	32
ER32SPR9-10AA	33	40	9 - 10	9	10	8	30	32
ER32SPR10-11AA	33	40	10 - 11	10	11	8	30	32
ER32SPR11-12AA	33	40	11 - 12	11	12	8	30	32
ER32SPR12-13AA	33	40	12 - 13	12	13	8	30	32
ER32SPR13-14AA	33	40	13 - 14	13	14	8	30	32
ER32SPR14-15AA	33	40	14 - 15	14	15	8	30	32
ER32SPR15-16AA	33	40	15 - 16	15	16	8	30	32
ER32SPR16-17AA	33	40	16 - 17	16	17	8	30	32
ER32SPR17-18AA	33	40	17 - 18	17	18	8	30	32
ER32SPR18-19AA	33	40	18 - 19	18	19	8	30	32
ER32SPR19-20AA	33	40	19 - 20	19	20	8	30	32

Increased true-run accuracy for challenging applications. / Pinces haute précision pour des applications très précises

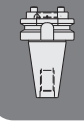
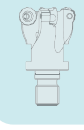
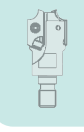
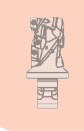
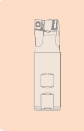


DIN 6499 / DIN 6499



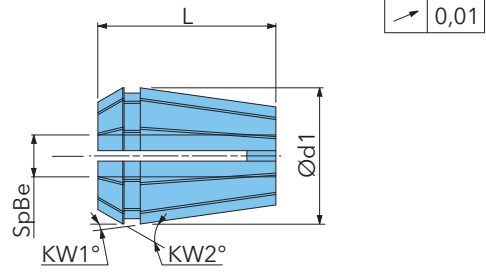
Designation Réf. de l'article	d1	L	SpBe	Spmin.	Spmax.	KW1	KW2	ER	
ER32SEAL3-4	33	40	3-4	3	4	8	30	32	✓
ER32SEAL4-5	33	40	4-5	4	5	8	30	32	✓
ER32SEAL5-6	33	40	5-6	5	6	8	30	32	✓
ER32SEAL6-7	33	40	6-7	6	7	8	30	32	✓
ER32SEAL7-8	33	40	7-8	7	8	8	30	32	✓
ER32SEAL8-9	33	40	8-9	8	9	8	30	32	✓
ER32SEAL9-10	33	40	9-10	9	10	8	30	32	✓
ER32SEAL10-11	33	40	10-11	10	11	8	30	32	✓
ER32SEAL11-12	33	40	11-12	11	12	8	30	32	✓
ER32SEAL12-13	33	40	12-13	12	13	8	30	32	✓
ER32SEAL13-14	33	40	13-14	13	14	8	30	32	✓
ER32SEAL14-15	33	40	14-15	14	15	8	30	32	✓
ER32SEAL15-16	33	40	15-16	15	16	8	30	32	✓
ER32SEAL16-17	33	40	16-17	16	17	8	30	32	✓
ER32SEAL17-18	33	40	17-18	17	18	8	30	32	✓
ER32SEAL18-19	33	40	18-19	18	19	8	30	32	✓
ER32SEAL19-20	33	40	19-20	19	20	8	30	32	✓


Standard design leak-proofed up to 100 bar, for internal coolant supply. / Étanchéité jusqu'à 100 bar pour l'arrosage interne.



TOOLOIN™ ER32_JET2 SPRING COLLETS WITH COOLANT
ER32_JET2 PINCES POUR ARROSAGE AU CENTRE

DIN 6499 / DIN 6499

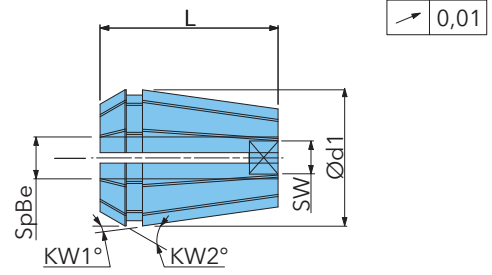


Designation Réf. de l'article	d1	L	SpBe	Spmin.	Spmax.	KW1	KW2	ER	
ER32SEAL3-4JET2	33	40	3 - 4	3	4	8	30	32	✓
ER32SEAL4-5JET2	33	40	4 - 5	4	5	8	30	32	✓
ER32SEAL5-6JET2	33	40	5 - 6	5	6	8	30	32	✓
ER32SEAL6-7JET2	33	40	6 - 7	6	7	8	30	32	✓
ER32SEAL7-8JET2	33	40	7 - 8	7	8	8	30	32	✓
ER32SEAL8-9JET2	33	40	8 - 9	8	9	8	30	32	✓
ER32SEAL9-10JET2	33	40	9 - 10	9	10	8	30	32	✓
ER32SEAL10-11JET2	33	40	10 - 11	10	11	8	30	32	✓
ER32SEAL11-12JET2	33	40	11 - 12	11	12	8	30	32	✓
ER32SEAL12-13JET2	33	40	12 - 13	12	13	8	30	32	✓
ER32SEAL13-14JET2	33	40	13 - 14	13	14	8	30	32	✓
ER32SEAL14-15JET2	33	40	14 - 15	14	15	8	30	32	✓
ER32SEAL15-16JET2	33	40	15 - 16	15	16	8	30	32	✓
ER32SEAL16-17JET2	33	40	16 - 17	16	17	8	30	32	✓
ER32SEAL17-18JET2	33	40	17 - 18	17	18	8	30	32	✓
ER32SEAL18-19JET2	33	40	18 - 19	18	19	8	30	32	✓
ER32SEAL19-20JET2	33	40	19 - 20	19	20	8	30	32	✓

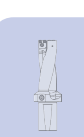
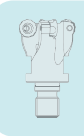
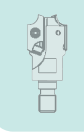
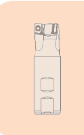
Standard design leak-proofed up to 100 bar, for internal coolant supply. / Étanchéité jusqu'à 100 bar pour l'arrosage interne.



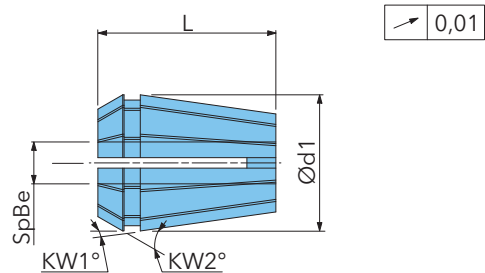
DIN 6499 / DIN 6499



Designation Réf. de l'article	dw	d1	L	KW1	KW2	ER	SW
ER32-GB4.5	4,5	33	40	8	30	32	3,4
ER32-GB5.5	5,5	33	40	8	30	32	4,3
ER32-GB6	6	33	40	8	30	32	4,9
ER32-GB7	7	33	40	8	30	32	5,5
ER32-GB8	8	33	40	8	30	32	6,2
ER32-GB9	9	33	40	8	30	32	7
ER32-GB10	10	33	40	8	30	32	8
ER32-GB11	11	33	40	8	30	32	9
ER32-GB12	12	33	40	8	30	32	9
ER32-GB14	14	33	40	8	30	32	11
ER32-GB16	16	33	40	8	30	32	12
ER32-GB18	18	33	40	8	30	32	14,5



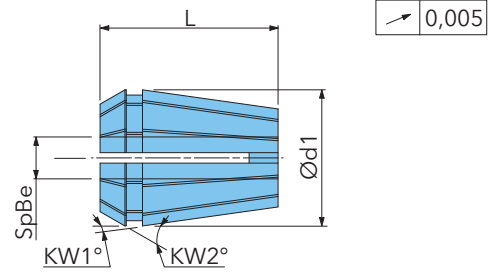
DIN 6499 / DIN 6499



Designation Réf. de l'article	d1	L	SpBe	Spmin.	Spmax.	KW1	KW2	ER
ER40SPR3-4	41	46	3 - 4	3	4	8	30	40
ER40SPR4-5	41	46	4 - 5	4	5	8	30	40
ER40SPR5-6	41	46	5 - 6	5	6	8	30	40
ER40SPR6-7	41	46	6 - 7	6	7	8	30	40
ER40SPR7-8	41	46	7 - 8	7	8	8	30	40
ER40SPR8-9	41	46	8 - 9	8	9	8	30	40
ER40SPR9-10	41	46	9 - 10	9	10	8	30	40
ER40SPR10-11	41	46	10 - 11	10	11	8	30	40
ER40SPR11-12	41	46	11 - 12	11	12	8	30	40
ER40SPR12-13	41	46	12 - 13	12	13	8	30	40
ER40SPR13-14	41	46	13 - 14	13	14	8	30	40
ER40SPR14-15	41	46	14 - 15	14	15	8	30	40
ER40SPR15-16	41	46	15 - 16	15	16	8	30	40
ER40SPR16-17	41	46	16 - 17	16	17	8	30	40
ER40SPR17-18	41	46	17 - 18	17	18	8	30	40
ER40SPR18-19	41	46	18 - 19	18	19	8	30	40
ER40SPR19-20	41	46	19 - 20	19	20	8	30	40
ER40SPR20-21	41	46	20 - 21	20	21	8	30	40
ER40SPR21-22	41	46	21 - 22	21	22	8	30	40
ER40SPR22-23	41	46	22 - 23	22	23	8	30	40
ER40SPR23-24	41	46	23 - 24	23	24	8	30	40
ER40SPR24-25	41	46	24 - 25	24	25	8	30	40
ER40SPR25-26	41	46	25 - 26	25	26	8	30	40
Standard design / Standard								

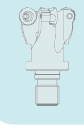
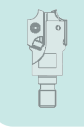
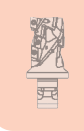
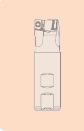


DIN 6499 / DIN 6499



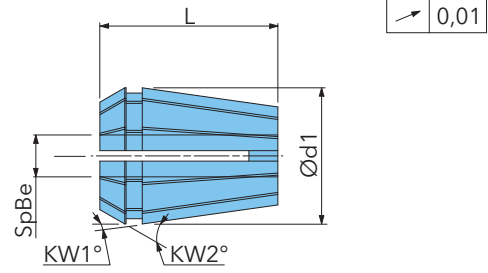
Designation Réf. de l'article	d1	L	SpBe	Spmin.	Spmax.	KW1	KW2	ER
ER40SPR3-4AA	41	46	3 - 4	3	4	8	30	40
ER40SPR4-5AA	41	46	4 - 5	4	5	8	30	40
ER40SPR5-6AA	41	46	5 - 6	5	6	8	30	40
ER40SPR6-7AA	41	46	6 - 7	6	7	8	30	40
ER40SPR7-8AA	41	46	7 - 8	7	8	8	30	40
ER40SPR8-9AA	41	46	8 - 9	8	9	8	30	40
ER40SPR9-10AA	41	46	9 - 10	9	10	8	30	40
ER40SPR10-11AA	41	46	10 - 11	10	11	8	30	40
ER40SPR11-12AA	41	46	11 - 12	11	12	8	30	40
ER40SPR12-13AA	41	46	12 - 13	12	13	8	30	40
ER40SPR13-14AA	41	46	13 - 14	13	14	8	30	40
ER40SPR14-15AA	41	46	14 - 15	14	15	8	30	40
ER40SPR15-16AA	41	46	15 - 16	15	16	8	30	40
ER40SPR16-17AA	41	46	16 - 17	16	17	8	30	40
ER40SPR17-18AA	41	46	17 - 18	17	18	8	30	40
ER40SPR18-19AA	41	46	18 - 19	18	19	8	30	40
ER40SPR19-20AA	41	46	19 - 20	19	20	8	30	40
ER40SPR20-21AA	41	46	20 - 21	20	21	8	30	40
ER40SPR21-22AA	41	46	21 - 22	21	22	8	30	40
ER40SPR22-23AA	41	46	22 - 23	22	23	8	30	40
ER40SPR23-24AA	41	46	23 - 24	23	24	8	30	40
ER40SPR24-25AA	41	46	24 - 25	24	25	8	30	40
ER40SPR25-26AA	41	46	25 - 26	25	26	8	30	40

Increased true-run accuracy for challenging applications. / Pinces haute précision pour des applications très précises



TOOLOIN™ ER40 SPRING COLLETS WITH COOLANT
ER40 PINCES POUR ARROSAGE AU CENTRE

DIN 6499 / DIN 6499



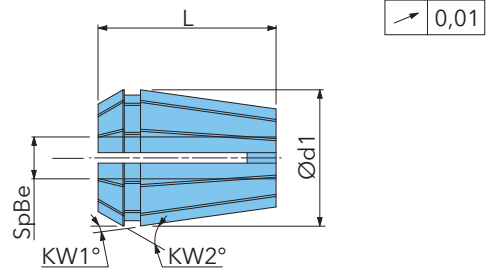
0,01

Designation Réf. de l'article	d1	L	SpBe	Spmin.	Spmax.	KW1	KW2	ER	
ER40SEAL3-4	41	46	3 - 4	3	4	8	30	40	✓
ER40SEAL4-5	41	46	4 - 5	4	5	8	30	40	✓
ER40SEAL5-6	41	46	5 - 6	5	6	8	30	40	✓
ER40SEAL6-7	41	46	6 - 7	6	7	8	30	40	✓
ER40SEAL7-8	41	46	7 - 8	7	8	8	30	40	✓
ER40SEAL8-9	41	46	8 - 9	8	9	8	30	40	✓
ER40SEAL9-10	41	46	9 - 10	9	10	8	30	40	✓
ER40SEAL10-11	41	46	10 - 11	10	11	8	30	40	✓
ER40SEAL11-12	41	46	11 - 12	11	12	8	30	40	✓
ER40SEAL12-13	41	46	12 - 13	12	13	8	30	40	✓
ER40SEAL13-14	41	46	13 - 14	13	14	8	30	40	✓
ER40SEAL14-15	41	46	14 - 15	14	15	8	30	40	✓
ER40SEAL15-16	41	46	15 - 16	15	16	8	30	40	✓
ER40SEAL16-17	41	46	16 - 17	16	17	8	30	40	✓
ER40SEAL17-18	41	46	17 - 18	17	18	8	30	40	✓
ER40SEAL18-19	41	46	18 - 19	18	19	8	30	40	✓
ER40SEAL19-20	41	46	19 - 20	19	20	8	30	40	✓
ER40SEAL20-21	41	46	20 - 21	20	21	8	30	40	✓
ER40SEAL21-22	41	46	21 - 22	21	22	8	30	40	✓
ER40SEAL22-23	41	46	22 - 23	22	23	8	30	40	✓
ER40SEAL23-24	41	46	23 - 24	23	24	8	30	40	✓
ER40SEAL24-25	41	46	24 - 25	24	25	8	30	40	✓
ER40SEAL25-26	41	46	25 - 26	25	26	8	30	40	✓

Standard design leak-proofed up to 100 bar, for internal coolant supply. / Étanchéité jusqu'à 100 bar pour l'arrosage interne.

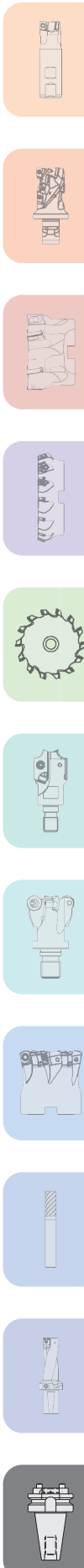


DIN 6499 / DIN 6499



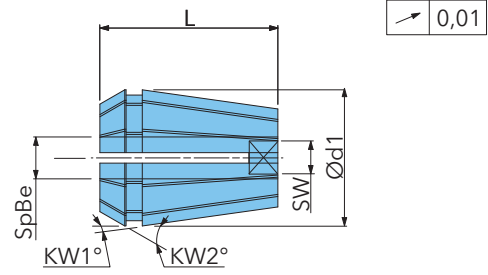
Designation Réf. de l'article	d1	L	SpBe	Spmin.	Spmax.	KW1	KW2	ER	
ER40SEAL3-4JET2	41	46	3-4	3	4	8	30	40	✓
ER40SEAL4-5JET2	41	46	4-5	4	5	8	30	40	✓
ER40SEAL5-6JET2	41	46	5-6	5	6	8	30	40	✓
ER40SEAL6-7JET2	41	46	6-7	6	7	8	30	40	✓
ER40SEAL7-8JET2	41	46	7-8	7	8	8	30	40	✓
ER40SEAL8-9JET2	41	46	8-9	8	9	8	30	40	✓
ER40SEAL9-10JET2	41	46	9-10	9	10	8	30	40	✓
ER40SEAL10-11JET2	41	46	10-11	10	11	8	30	40	✓
ER40SEAL11-12JET2	41	46	11-12	11	12	8	30	40	✓
ER40SEAL12-13JET2	41	46	12-13	12	13	8	30	40	✓
ER40SEAL13-14JET2	41	46	13-14	13	14	8	30	40	✓
ER40SEAL14-15JET2	41	46	14-15	14	15	8	30	40	✓
ER40SEAL15-16JET2	41	46	15-16	15	16	8	30	40	✓
ER40SEAL16-17JET2	41	46	16-17	16	17	8	30	40	✓
ER40SEAL17-18JET2	41	46	17-18	17	18	8	30	40	✓
ER40SEAL18-19JET2	41	46	18-19	18	19	8	30	40	✓
ER40SEAL19-20JET2	41	46	19-20	19	20	8	30	40	✓
ER40SEAL20-21JET2	41	46	20-21	20	21	8	30	40	✓
ER40SEAL21-22JET2	41	46	21-22	21	22	8	30	40	✓
ER40SEAL22-23JET2	41	46	22-23	22	23	8	30	40	✓
ER40SEAL23-24JET2	41	46	23-24	23	24	8	30	40	✓
ER40SEAL24-25JET2	41	46	24-25	24	25	8	30	40	✓
ER40SEAL25-26JET2	41	46	25-26	25	26	8	30	40	✓

Standard design leak-proofed up to 100 bar, for internal coolant supply. / Étanchéité jusqu'à 100 bar pour l'arrosage interne.



TOOLOIN™ ER 40_GB SPRING COLLETS WITH SQUARE SOCKET
ER 40_GB PINCES AVEC DOUILLE CARREE

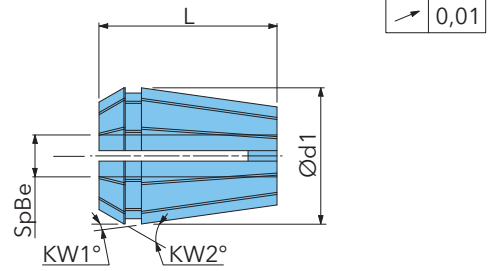
DIN 6499 / DIN 6499



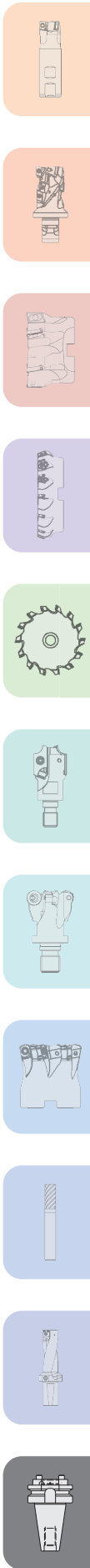
Designation Réf. de l'article	dw	d1	L	KW1	KW2	ER	SW
ER40-GB6	6	41	46	8	30	40	4,9
ER40-GB7	7	41	46	8	30	40	5,5
ER40-GB8	8	41	46	8	30	40	6,2
ER40-GB9	9	41	46	8	30	40	7
ER40-GB10	10	41	46	8	30	40	8
ER40-GB11	11	41	46	8	30	40	9
ER40-GB12	12	41	46	8	30	40	9
ER40-GB16	16	41	46	8	30	40	12
ER40-GB18	18	41	46	8	30	40	14,5
ER40-GB20	20	41	46	8	30	40	16
ER40-GB22	22	41	46	8	30	40	18



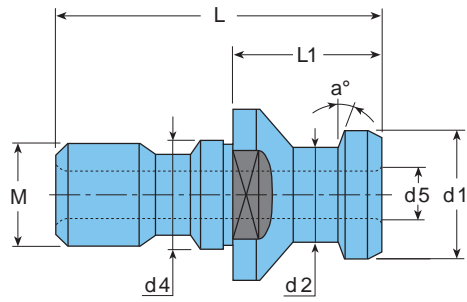
DIN 6499 / DIN 6499



Designation Réf. de l'article	d1	L	SpBe	Spmin.	Spmax.	KW1	KW2	ER
ER50SPR10-12	52	60	10 - 12	10	12	8	30	50
ER50SPR12-14	52	60	12 - 14	12	14	8	30	50
ER50SPR14-16	52	60	14 - 16	14	16	8	30	50
ER50SPR16-18	52	60	16 - 18	16	18	8	30	50
ER50SPR18-20	52	60	18 - 20	18	20	8	30	50
ER50SPR20-22	52	60	20 - 22	20	22	8	30	50
ER50SPR22-24	52	60	22 - 24	22	24	8	30	50
ER50SPR24-26	52	60	24 - 26	24	26	8	30	50
ER50SPR26-28	52	60	26 - 28	26	28	8	30	50
ER50SPR28-30	52	60	28 - 30	28	30	8	30	50
ER50SPR30-32	52	60	30 - 32	30	32	8	30	50
ER50SPR32-34	52	60	32 - 34	32	34	8	30	50
Standard design / Standard								



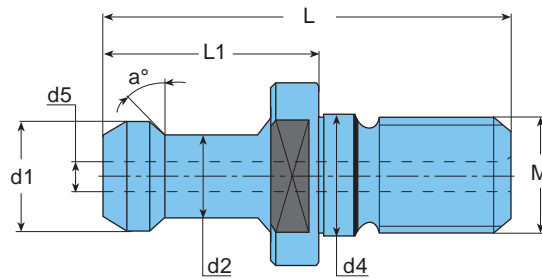
DRAW BOLT DIN69872 / ISO 7388
TIRETTE DIN 69872 / ISO 7388



Designation Désignation	M	d1	d2	d4	d5	L	L1	a°
PS SK40 15 M16 DIN	16	19	14	17	-	54	26	15
PS SK40 15 M16 DIN B ¹⁾	16	19	14	17	7	54	26	15
PS SK 40 15 M16 DIN O ³⁾	16	19	14	17	-	54	26	15
PS SK 40 15 M16 DIN O B ¹⁾²⁾	16	19	14	17	7	54	26	15
PS SK50 15 M24 DIN	24	28	21	25	-	74	34	15
PS SK50 15 M24 DIN B ¹⁾	24	28	21	25	11,5	74	34	15
PS CAT30 45 M12 ISO B ¹⁾	12	13,35	9,3	13	4,8	34	11,8	45
PS CAT40 45 M16 ISO B ¹⁾	16	18,95	12,95	17	7,4	44,5	16,4	45
PS CAT50 45 M24 ISO B ¹⁾	24	29,1	19,6	25	8	65,5	25,55	45

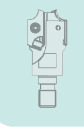
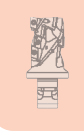
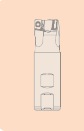
¹⁾ with internal coolant supply / avec arrosage interne
²⁾ O-Ring outside / O-rondelle exterieur

DRAW BOLT MAS BT
TIRETTE MAS BT

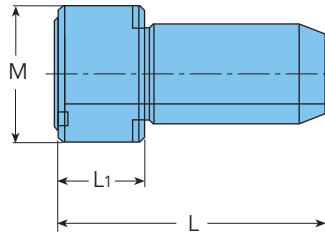


Designation Désignation	M	d1	d2	d4	d5	L	L1	a°
PS BT40 45° M16 MAS1	16	15	10	17	-	60	35	45
PS BT40 45° M16 MAS1 B ¹⁾	16	15	10	17	5,5	60	35	45
PS BT40 60° M16 MAS2	16	15	10	17	-	60	35	60
PS BT40 60° M16 MAS2 B ¹⁾	16	15	10	17	5,5	60	35	60
PS BT40 90° M16 MAS3	16	15	10	17	-	60	35	90
PS BT40 90° M16 MAS3 B ¹⁾	16	15	10	17	5,5	60	35	90
PS BT50 45° M24 MAS1	24	23	17	25	-	85	45	45
PS BT50 45° M24 MAS1 B ¹⁾	24	23	17	25	6	85	45	45
PS BT50 60° M24 MAS2	24	23	17	25	-	85	45	60
PS BT50 60° M24 MAS2 B ¹⁾	24	23	17	25	6	85	45	60
PS BT50 90° M24 MAS3	24	23	17	25	-	85	45	90
PS BT50 90° M24 MAS3 B ¹⁾	24	23	17	25	6	85	45	90

¹⁾ with internal coolant supply / avec arrosage interne

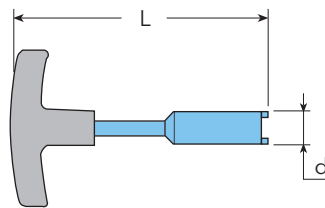


COOLANT TUBE
TUBE DE LUBRIFICATION



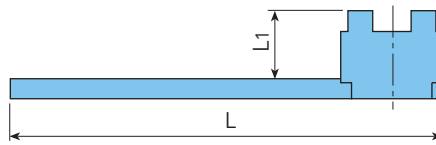

Designation Désignation	HSK-A	L	L1	M
COOLING TUBE HSK A 63	63	36	11,5	18X1
COOLING TUBE HSK A 80	80	36,6	13,5	20X1,5
COOLING TUBE HSK A 100	100	43,6	15,5	24X1,5

SOCKET WRENCH FOR COOLANT TUBE
CLÉ DE FIXATION



Designation Désignation	HSK-A	d	L
WRENCH COOL TUBE HSK 63	63	17	122
WRENCH COOL TUBE HSK 80	80	18,5	186
WRENCH COOL TUBE HSK 100	100	22	141

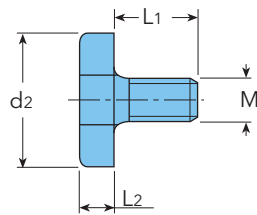

WRENCH FOR CUTTER RETAINING SCREW
CLÉ DE FIXATION



DIN 6368

Designation Désignation	Size Ø Diamètre Ø	for screws Type de vis	H	L
WRENCH M8 SEMC 16	Ø 16	M8	20	180
WRENCH M10 SEMC 22	Ø 22	M10	25	200
WRENCH M12 SEMC 27	Ø 27	M12	32	225
WRENCH M16 SEMC 32	Ø 32	M16	36	250
WRENCH M20 SEMC 40	Ø 40	M20	40	280
WRENCH M24 SEMC 50	Ø 50	M24	50	315

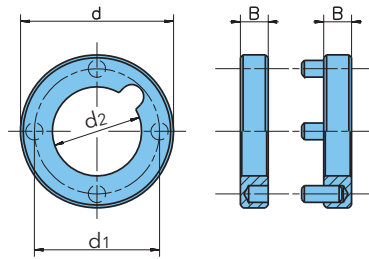
CUTTER RETAINING SCREW
VIS DE SERRAGE POUR FRAISE



DIN 6367

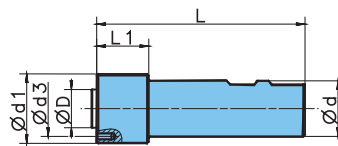
Designation Désignation	Size Ø Diamètre Ø	M	d2	L1	L
M 8 CLAMP SCREW SEM 16	Ø 16	8	20	16	6
M 10 CLAMP SCREW SEM 22	Ø 22	10	28	18	7
M 12 CLAMP SCREW SEM 27	Ø 27	12	35	22	8
M 16 CLAMP SCREW SEM 32	Ø 32	16	42	26	9
M 20 CLAMP SCREW SEM 40	Ø 40	20	52	30	10
M 24 CLAMP SCREW SEM 50	Ø 50	24	63	36	12

SPIGOT SET FOR TSC SLOT MILLS
FLASQUE D'ENTRAÎNEMENT POUR FRAISE DISQUE TSC



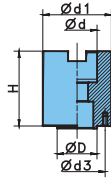
Designation Désignation	d	d1	d2	B
TR 22-46	46	32	22	10
TR 32-55	55	45	32	10
TR 40-80	80	63	40	12

T-CLAMP WELDON ADAPTION FOR TSC SLOT MILLS
ATTACHEMENT SLOT-IN WELDON POUR FRAISE DISQUE TSC



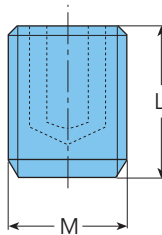
Designation Désignation	D	d	d1	d3	L	L1
WB32CP22SA030	22	32	40	32	120	30

T-CLAMP SHELL-TYPE ADAPTION FOR TSC SLOT MILLS
ADAPTEUR PORTE-FRAISE SLOT-IN POUR FRAISE DISQUE TSC



Designation Désignation	D	d	d1	d3	H
FBD32CP32SA060	32	32	55	45	60
FBD40CP40SA060	40	40	80	63	60

CLAMPING SCREW FOR END MILL ADAPIONS
VIS DE SERRAGE POUR ADAPTEUR FRAISE



Designation Désignation	L	M	for shank Ø Diamètre
HW M 6X10 EM SCREW	6	10	6
HW M 8X10 EM SCREW	8	10	8
HW M 10X12 EM SCREW	10	12	10
HW M 12X16 EM SCREW	12	16	12/14
HW M 14X16 EM SCREW	14	16	16/18
HW M 16X16 EM SCREW	16	16	20
HW M 18X20 EM SCREW	18X2	20	25
HW M 20X20 EM SCREW	20X2	20	32/40
HW M 24X25 EM SCREW	24X2	25	50

ADJUSTING SCREW
VIS D'AJUSTEMENT




Abb.1

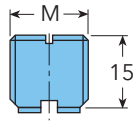
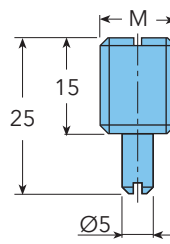


Abb.2

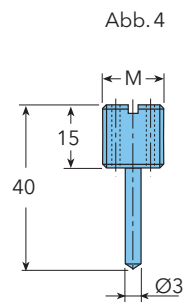
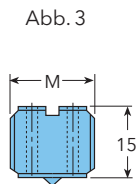



Designation
Désignation

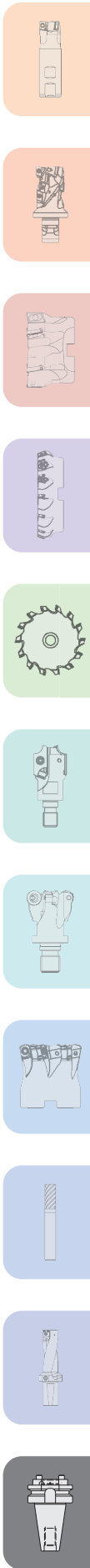
M Fig.

PRESET SCREW 04X0.7	4X0,7	1
PRESET SCREW 05X0.8	5X0,8	1
PRESET SCREW 06X1.0	6X1	1
PRESET SCREW 10X1.5	10X1,5	1
PRESET SCREW 22X1.5	22X1,5	1
PRESET SCREW 22X1.5 B	22X1,5	2

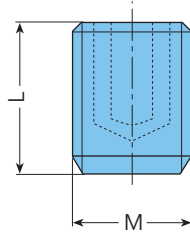
ADJUSTING SCREW WITH INTERNAL COOLANT SUPPLY
VIS D'AJUSTEMENT AVEC ARROSAGE CENTRAL



Designation Désignation	M	Fig.
PRESET ER-JET 8X1.25	8X1,25	3
PRESET ER-JET 8X1	8X1	3
PRESET ER-JET 10X1.5	10X1,5	3
PRESET ER-JET 12X1	12X1	3
PRESET ER-JET 12X1.75L	12X1,75	4
PRESET ER-JET 12X1.75	12X1,75	3
PRESET ER-JET 14X1	14X1	3
PRESET ER-JET 16X2	16X2	3
PRESET ER-JET 16X2L	16X2	4
PRESET ER-JET 18X1	18X1	3
PRESET ER-JET 18X1.5	18X1,5	3
PRESET ER-JET 18X1.5L	18X1,5	4
PRESET ER-JET 22X1.5	22X1,5	3
PRESET ER-JET 22X1.5L	22X1,5	4
PRESET ER-JET 28X1.5	28X1,5	3

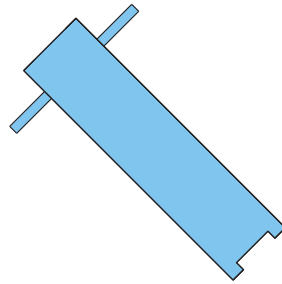
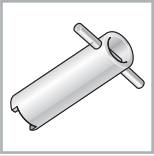


SCREW FOR HYDRAULIC CLAMPING CHUCK
VIS POUR FIXATION MANDRIN HYDRAULIQUE

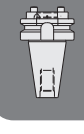
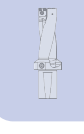
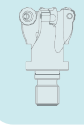
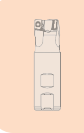


Designation Désignation	M	L
SA050R01	5	12,5
SA060R01	6	12,5
SA080R01	8X1	12,5
SA100R01	10X1	12,5
SA120R01	12X1	12,5
SA160R01	16X1	12,5

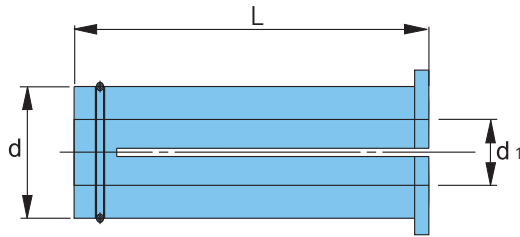
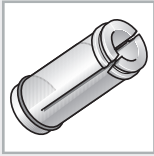
SOCKET WRENCH
CLÉ DE FIXATION



Designation	Morse taper
Désignation	Cône morse
WS 0047	MK2
WS 0048	MK3
WS 0049	MK4
WS 0050	MK5

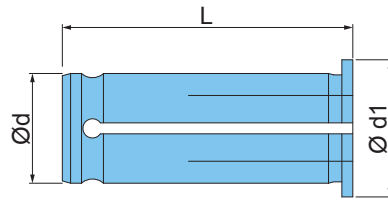
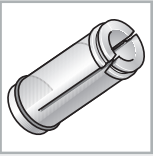


INTERMEDIATE SLEEVES TO REDUCE CLAMPING DIAMETER
DOUILLES INTERMÉDIAIRES POUR RÉDUIRE LE DIA SERRAGE

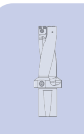
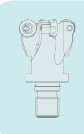
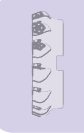
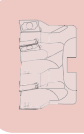
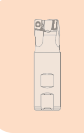


Designation Désignation	d	d1	L
ZWB 12-3	12	3	47
ZWB 12-4	12	4	47
ZWB 12-5	12	5	47
ZWB 12-6	12	6	47
ZWB 12-8	12	8	47
ZWB 20-6	20	6	52,5
ZWB 20-8	20	8	52,5
ZWB 20-10	20	10	52,5
ZWB 20-12	20	12	52,5
ZWB 20-14	20	14	52,5
ZWB 20-16	20	16	52,5
ZWB 32-6	32	6	63,5
ZWB 32-8	32	8	63,5
ZWB 32-10	32	10	63,5
ZWB 32-12	32	12	63,5
ZWB 32-14	32	14	63,5
ZWB 32-16	32	16	63,5
ZWB 32-18	32	18	63,5
ZWB 32-20	32	20	63,5
ZWB 32-25	32	25	63,5

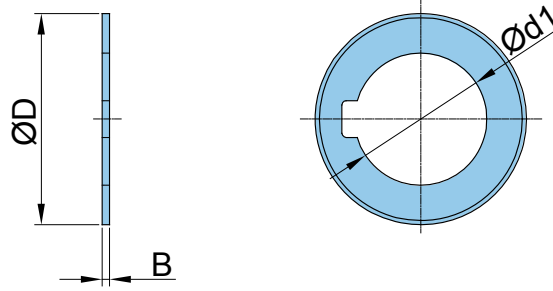
INTERMEDIATE SLEEVES TO REDUCE CLAMPING DIAMETER
DOUILLES INTERMÉDIAIRES POUR RÉDUIRE LE DIA SERRAGE



Designation Désignation	d	d1	L
RC 12.03	12	3	44
RC 12.04	12	4	44
RC 12.06	12	6	44
RC 12.08	12	8	44
RC 12.10	12	10	44
RC 20.03	20	3	50
RC 20.04	20	4	50
RC 20.05	20	5	50
RC 20.06	20	6	50
RC 20.08	20	8	50
RC 20.10	20	10	50
RC 20.12	20	12	50
RC 20.14	20	14	50
RC 20.16	20	16	50
RC 32.03	32	3	63
RC 32.04	32	4	63
RC 32.05	32	5	63
RC 32.06	32	6	63
RC 32.08	32	8	63
RC 32.10	32	10	63
RC 32.12	32	12	63
RC 32.14	32	14	63
RC 32.16	32	16	63
RC 32.18	32	18	63
RC 32.20	32	20	63
RC 32.25	32	25	63

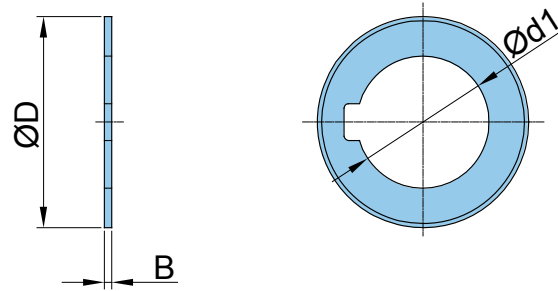


SPACER DIN 2084 / FORM A
ENTRETOISE DIN 2084 / FORM A

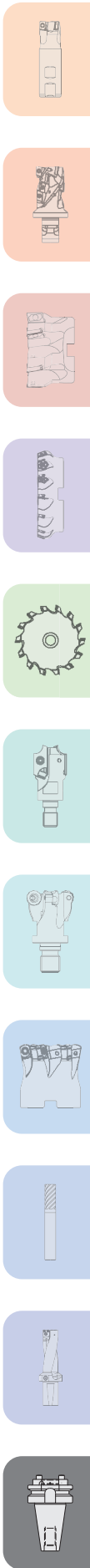


Designation Désignation	d1	D	B
DIN2084A16X003	16	25	0,03
DIN2084A16X004	16	25	0,04
DIN2084A16X005	16	25	0,05
DIN2084A16X01	16	25	0,1
DIN2084A16X02	16	25	0,2
DIN2084A16X03	16	25	0,3
DIN2084A16X05	16	25	0,5
DIN2084A16X06	16	25	0,6
DIN2084A16X1	16	25	1,0
DIN2084A16X1.5	16	25	1,5
DIN2084A22X003	22	33	0,03
DIN2084A22X004	22	33	0,04
DIN2084A22X005	22	33	0,05
DIN2084A22X01	22	33	0,1
DIN2084A22X02	22	33	0,2
DIN2084A22X03	22	33	0,3
DIN2084A22X05	22	33	0,5
DIN2084A22X06	22	33	0,6
DIN2084A22X1	22	33	1,0
DIN2084A22X1.5	22	33	1,5
DIN2084A27X003	27	39	0,03
DIN2084A27X004	27	39	0,04
DIN2084A27X005	27	39	0,05
DIN2084A27X01	27	39	0,1
DIN2084A27X02	27	39	0,2
DIN2084A27X03	27	39	0,3
DIN2084A27X05	27	39	0,5
DIN2084A27X06	27	39	0,6
DIN2084A27X1	27	39	1,0

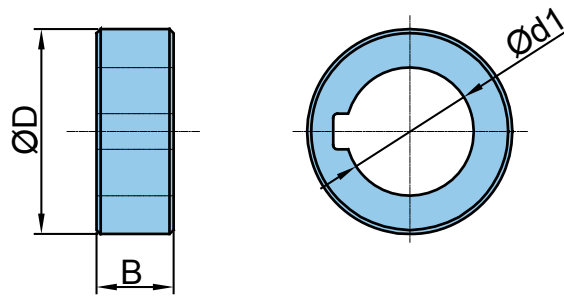
SPACER DIN 2084 / FORM A
ENTRETOISE DIN 2084 / FORM A



Designation Désignation	d1	D	B
DIN2084A27X1.5	27	39	1,5
DIN2084A32X003	32	45	0,03
DIN2084A32X004	32	45	0,04
DIN2084A32X005	32	45	0,05
DIN2084A32X01	32	45	0,1
DIN2084A32X02	32	45	0,2
DIN2084A32X03	32	45	0,3
DIN2084A32X05	32	45	0,5
DIN2084A32X06	32	45	0,6
DIN2084A32X1	32	45	1,0
DIN2084A32X1.5	32	45	1,5
DIN2084A40X003	40	54	0,03
DIN2084A40X004	40	54	0,04
DIN2084A40X005	40	54	0,05
DIN2084A40X01	40	54	0,1
DIN2084A40X02	40	54	0,2
DIN2084A40X03	40	54	0,3
DIN2084A40X05	40	54	0,5
DIN2084A40X06	40	54	0,6
DIN2084A40X1	40	54	1,0
DIN2084A40X1.5	40	54	1,5
DIN2084A50X005	50	67	0,05
DIN2084A50X01	50	67	0,1
DIN2084A50X02	50	67	0,2
DIN2084A50X03	50	67	0,3
DIN2084A50X05	50	67	0,5
DIN2084A50X06	50	67	0,6
DIN2084A50X1	50	67	1,0
DIN2084A50X1.5	50	67	1,5
DIN2084A60X005	60	79	0,05
DIN2084A60X01	60	79	0,1
DIN2084A60X02	60	79	0,2
DIN2084A60X03	60	79	0,3
DIN2084A60X05	60	79	0,5
DIN2084A60X06	60	79	0,6
DIN2084A60X1	60	79	1,0

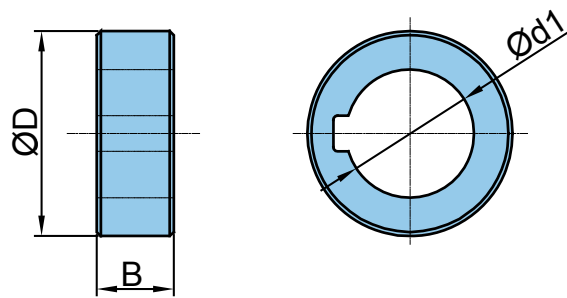


SPACER DIN 2084 / FORM B
ENTRETOISE DIN 2084 / FORM B

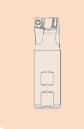


Designation Désignation	d1	D	B
DIN2084B16X2	16	27	2
DIN2084B16X3	16	27	3
DIN2084B16X4	16	27	4
DIN2084B16X5	16	27	5
DIN2084B16X6	16	27	6
DIN2084B16X10	16	27	10
DIN2084B16X20	16	27	20
DIN2084B16X30	16	27	30
DIN2084B16X60	16	27	60
DIN2084B22X2	22	34	2
DIN2084B22X3	22	34	3
DIN2084B22X4	22	34	4
DIN2084B22X5	22	34	5
DIN2084B22X6	22	34	6
DIN2084B22X10	22	34	10
DIN2084B22X20	22	34	20
DIN2084B22X30	22	34	30
DIN2084B22X60	22	34	60
DIN2084B22X100	22	34	100
DIN2084B27X2	27	41	2
DIN2084B27X3	27	41	3
DIN2084B27X4	27	41	4
DIN2084B27X5	27	41	5
DIN2084B27X6	27	41	6
DIN2084B27X10	27	41	10
DIN2084B27X20	27	41	20
DIN2084B27X30	27	41	30
DIN2084B27X60	27	41	60
DIN2084B27X100	27	41	100

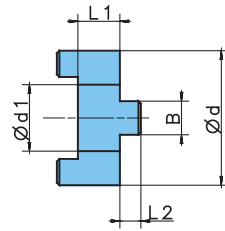
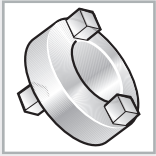
SPACER DIN 2084 / FORM B
ENTRETOISE DIN 2084 / FORM B



Designation Désignation	d1	D	B
DIN2084B32X2	32	47	2
DIN2084B32X3	32	47	3
DIN2084B32X4	32	47	4
DIN2084B32X5	32	47	5
DIN2084B32X6	32	47	6
DIN2084B32X10	32	47	10
DIN2084B32X20	32	47	20
DIN2084B32X30	32	47	30
DIN2084B32X60	32	47	60
DIN2084B32X100	32	47	100
DIN2084B40X2	40	55	2
DIN2084B40X3	40	55	3
DIN2084B40X4	40	55	4
DIN2084B40X5	40	55	5
DIN2084B40X6	40	55	6
DIN2084B40X10	40	55	10
DIN2084B40X20	40	55	20
DIN2084B40X30	40	55	30
DIN2084B40X60	40	55	60
DIN2084B40X100	40	55	100
DIN2084B50X2	50	69	2
DIN2084B50X3	50	69	3
DIN2084B50X4	50	69	4
DIN2084B50X5	50	69	5
DIN2084B50X6	50	69	6
DIN2084B50X10	50	69	10
DIN2084B50X20	50	69	20
DIN2084B50X30	50	69	30
DIN2084B50X60	50	69	60
DIN2084B50X100	50	69	100
DIN2084B60X6	60	84	6
DIN2084B60X10	60	84	10
DIN2084B60X20	60	84	20
DIN2084B60X30	60	84	30
DIN2084B60X60	60	84	60
DIN2084B60X100	60	84	100



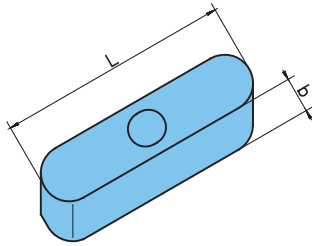

DRIVE RING FOR COMBI ARBORS
BAGUE D'ENTRAÎNEMENT



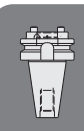
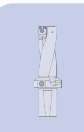
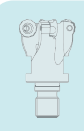
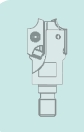
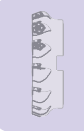
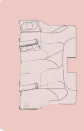
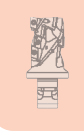
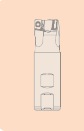
DIN 6366

Designation Désignation	d1	d	L1	B	L1
16 D.RING SEMC	16	32	10	8	5
22 D.RING SEMC	22	40	12	10	6
27 D.RING SEMC	27	48	12	12	6,3
32 D.RING SEMC	32	58	14	14	7
40 D.RING SEMC	40	70	14	16	8
50 D.RING SEMC	50	90	16	18	9

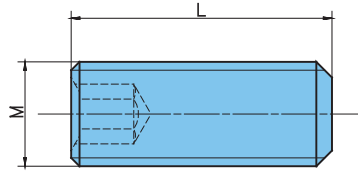
FEATHER KEY FOR COMBI ARBORS
CLAVETTE



Designation Désignation	Size Ø Diamètre Ø	b	L
PASSFEDER A4x4x20	16	4	20
PASSFEDER A6x6x25	22	6	25
PASSFEDER A7x7x25	27	7	25
PASSFEDER A8x7x28	32	8	28
PASSFEDER A10x8x32	40	10	32
PASSFEDER A12x8x36	50	12	36



SCREW FOR INNOFIT-ADAPTION
VIS DE SERRAGE POUR ATTACHEMENT INNOFIT

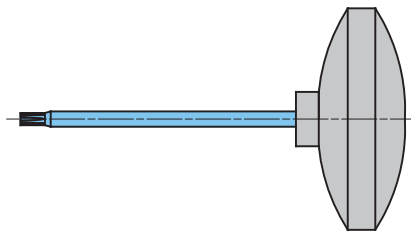


DIN 913

Designation Désignation	for Mod.	M
----------------------------	----------	---

SA080-21	40	8X1
SA100-45	50	10X1

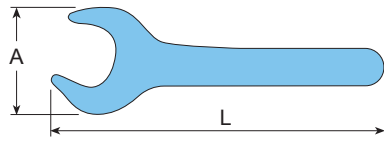
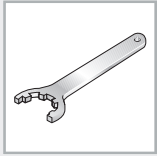
WRENCH
CLÉ POUR SERRAGE



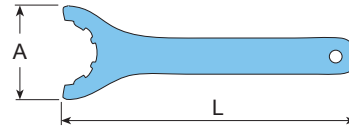
Designation Désignation	for Mod.
----------------------------	----------

DS-H04T	40
DS-H05T	50

WRENCH
CLÉ POUR ER...



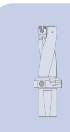
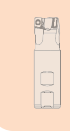
ER 16, 20



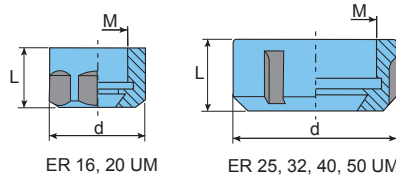
ER 25, 32, 40, 50

DIN 6499

Designation Désignation	A	L
WRENCH ER 16	42	140
WRENCH ER 20	60	135
WRENCH ER 25	65	210
WRENCH ER 32	75	250
WRENCH ER 40	90	290
WRENCH ER 50	110	350



ER... CLAMPING NUT
ER... ECROU DE SERRAGE

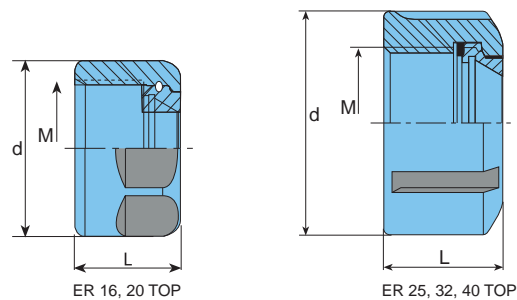
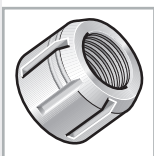


DIN 6499

Designation Désignation	d	L	M	Nm (max.)
NUT ER11 UM	19	11,3	14X0,75	50
NUT ER16 UM	28	17	22X1,5	70
NUT ER20 UM	34	19	25X1,5	120
NUT ER25 UM	42	20	32X1,5	200
NUT ER32 UM	50	22	40X1,5	220
NUT ER40 UM	63	25	50X1,5	250
NUT ER50 UM	78	35	64X2,0	350

ER... TOP CLAMPING NUT
ER... ECROU DE SERRAGE SUPERIEUR

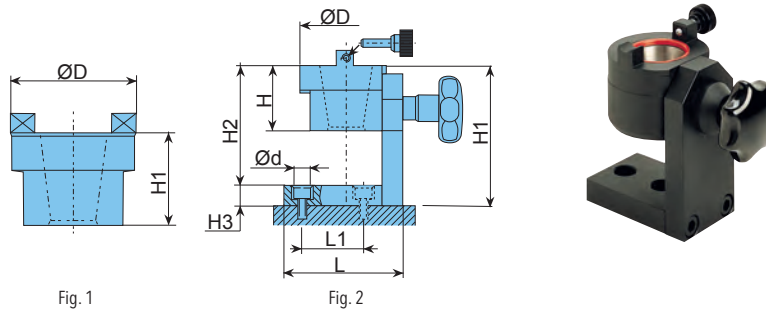
TOP: for precise tensioning and better handling
 TOP: pour serrage précis et une meilleure maniabilité



Designation Désignation	d	L	M	Nm (max.)
NUT ER16 TOP	28	17	22X1,5	70
NUT ER20 TOP	34	19	25X1,5	120
NUT ER25 TOP	42	20	32X1,5	200
NUT ER32 TOP	50	22	40X1,5	220
NUT ER40 TOP	63	25	50X1,5	250

TOOL MOUNTING DEVICE DISPOSITIF DE SUPPORT D'OUTIL

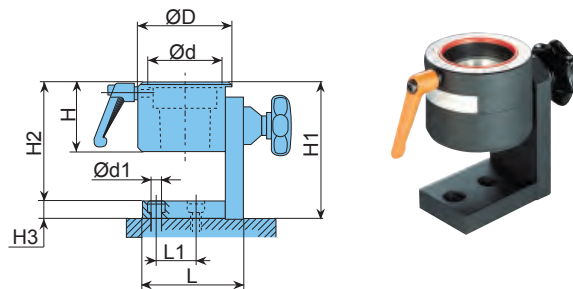
For DIN/ISO; MAS-BT adaptions
Pour DIN/ISO; MAS-BT adapteur



Designation Désignation	D	H	H1	H2	H3	L	L1	d	Fig.
TOOL CLAMP 40 ROTARY	82	60	127	108	19	104	55	12,5	2
TOOL CLAMP 50 ROTARY	110	70	173	154	19	144	95	12,5	2
TOOL CLAMP 40 FIX	82	60	-	-	-	-	-	-	1
TOOL CLAMP 50 FIX	110	70	-	-	-	-	-	-	1

TOOL MOUNTING DEVICE DISPOSITIF DE SUPPORT D'OUTIL

For HSK tools
Pour outil HSK



Designation Désignation	HSK	D	d	d1	L	L1	H	H1	H2	H3
MULTI CLAMP 50 A/C	A 50	82	50	12,5	104	40	72	142	123	19
MULTI CLAMP 63 A/C	A 63	95	63	12,5	104	40	72	142	123	19
MULTI CLAMP 100 A/C	A 100	130	100	12,5	144	85	90	178	159	19
MULTI CLAMP 40 E/F	E 40	73,5	40	12,5	104	40	55	125	106	19
MULTI CLAMP 50 E/F	E 50	73,5	50	12,5	104	40	55	125	106	19
MULTI CLAMP 63 E/F	E 63	106,6	63	12,5	104	85	70	114,4	95,4	19

INDEX / INDEX ALPHANUMÉRIQUE

Designation Ref. de l'article	Page	Designation Ref. de l'article	Page	Designation Ref. de l'article	Page
12A5R008030TOR00	202	12F1D030043X8R00	121	12J1R020035X6R00	32
12A5R008075T1R00	202	12F1D035043X8R00	121	12J1R025035X7R00	32
12A5S010035T1R00	202	12F1D040043X8R00	121	12J1R025035X7R01	32
12A5S010075T1R00	202	12F1D042043X8R00	121	12J1R025040W5R00	30
12A5S010140T1R00	202	12J1D010016T1R00	20	12J1R025040W5R01	30
12A5T012050T2R00	202	12J1D010016T6R00	23	12J1R032038W6R00	30
12A5T012090T2R00	202	12J1D010017X4R00	22	12J1R032040W5R00	30
12A5T012150T2R00	202	12J1D010018W3R00	21	12J1R032043X8R00	32
12A5U016060T3R00	202	12J1D010018W3R01	21	12J1R035043X8R00	32
12A5U016080T3R00	202	12J1D012017T2R00	20	12J1R040043X8R00	32
12A5U016150T3R00	202	12J1D012017T8R00	23	12J1R040043X8R01	32
12A5V020120T4R00	202	12J1D012020W3R00	21	12L1R020044W5R00	143
12A5V020220T4R00	202	12J1D012020W3R01	21	12M1D008025T1R00	142
12A5W025120T5R00	202	12J1D012023X4R00	22	12M1R020044W5R00	143
12A5W025220T5R00	202	12J1D014022W3R00	21	12N1D008025T1R00	142
12A5Y032220U7R00	202	12J1D014022W3R01	21	12N1R020044W5R00	143
12A8R008020T2R00	200	12J1D015023X5R00	22	12P1D008025T1R00	142
12A8R008050T2R00	200	12J1D016019T3R00	20	12P1R020044W5R00	143
12A8S010025T2R00	200	12J1D016019TRR00	23	12Q1R020044W5R00	143
12A8S010060T3R00	200	12J1D016023X5R00	22	12U9S010020X4R00	206
12A8T012060T3R00	200	12J1D016026W3R00	21	12U9T012023X4R00	206
12A8T012080T4R00	200	12J1D020017T4R00	20	12U9T012023X5R00	206
12A8U016060T4R00	200	12J1D020022TSR00	23	12U9U016030X5R00	206
12A8U016100T5R00	200	12J1D020030W4R00	21	12U9V020030X6R00	206
12A8V020080T5R00	200	12J1D020030X6R00	22	12U9W025035X7R00	206
12A8V020110T5R00	200	12J1D025035X7R00	22	15B1D012028X4R00	162
12A8W025090U7R00	200	12J1D025040W5R00	21	15B1D012028X5R00	162
12A8W025130U7R00	200	12J1D025065T4R00	20	15B1D016023X5R00	162
12A8X030100U7R00	200	12J1D030043X8R00	22	15B1D020030X6R00	162
12A8X030150U7R00	202	12J1D032043X8R00	22	15B1D025035X7R00	162
12A8X030230U7R00	202	12J1D035043X8R00	22	15B1E016023X5R00	163
12A9R008020TOR00	198	12J1P012020W3R00	24	15B1E030043X8R00	163
12A9S010020X4R00	204	12J1P012030X4R00	26	15B1G020030X6R00	164
12A9S010030T1R00	198	12J1P015030X5R00	26	15B1G025035X7R00	164
12A9T012023X4R00	204	12J1P016026TRR00	28	15B1G025035X7R01	164
12A9T012023X5R00	204	12J1P016026W3R00	24	15B1G030043X8R00	164
12A9T012030T2R00	198	12J1P016035X5R00	26	15B1G035043X8R00	164
12A9U016030X5R00	204	12J1P020026TSR00	28	15B1G042043X8R00	164
12A9U016040T3R00	198	12J1P020030W4R00	24	15B1H024035X7R00	165
12A9V020030X6R00	204	12J1P020030W4R01	24	15B1H032043X8R00	165
12A9V020040T4R00	198	12J1P020035X6R00	26	15B1H035043X8R00	165
12A9V020050T4R00	198	12J1P020035X6R01	26	15B1H042043X8R00	165
12A9V020070T4R00	198	12J1P020075W4R00	24	15B1K032043X8R00	166
12A9W025035X7R00	204	12J1P025032TUR00	28	15B2E016023X5R00	170
12A9W025040T5R00	198	12J1P025035X7R00	26	15B2G020030X6R00	171
12A9W025070T5R00	198	12J1P025040W5R00	24	15B2G025035X7R00	171
12A9X030043X8R00	204	12J1P025085W5R00	24	15B2G030043X8R00	171
12A9X030055U7R00	198	12J1P025085W5R01	24	15B2G035043X8R00	171
12A9X030075U7R00	198	12J1P032043X8R00	26	15B2G042043X8R00	171
12A9X030150U7R00	198	12J1P032043X8R01	26	15B2H024035X7R00	172
12A9Y032043X8R00	204	12J1P035043X8R00	26	15B2H032043X8R00	172
12A9Y032060U7R00	198	12J1R020030W4R00	30	15B2H035043X8R00	172

INDEX / INDEX ALPHANUMÉRIQUE

Designation Ref. de l'article	Page	Designation Ref. de l'article	Page	Designation Ref. de l'article	Page
15B2H040043X8R00	172	15M1P032043X8R00	232	16F1B035043X8R00	52
15B2H042043X8R00	172	15M1P032043X8R01	232	16F1B040043X8R00	52
15B2K032043X8R00	173	15M1P035043X8R00	232	16F1B042043X8R00	52
15B2K042043X8R00	173	15M1P035043X8R01	232	16N17734T6RK14	276
15B5G020030X6R00	178	15M1P040043X8R00	232	16N17734T6RP14	276
15B5G025035X7R00	178	15M1P040043X8R30	118	16T15715T6RK01	278
15B5G030043X8R00	178	15M1P042043X8R00	232	16T15715T6RK02	278
15B5G032043X8R00	178	15M1P042043X8R01	232	16T15715T6RP01	278
15B5G035043X8R00	178	15M1P042043X8R30	118	16T15720T6RK02	278
15B5H025035X7R00	179	15N1D017045T3R00	146	16T15722T6RP11	278
15B5H032043X8R00	179	15N1E006032W3R00	147	16T15724T6RK02	278
15B5H035043X8R00	179	15N1E016035W4R00	147	16T15725T6RK02	278
15C1C010025W2R01	400	15N1E020035X7R00	148	16T15730T6RK02	278
15C1C011025W2R01	400	15N1H024043X8R00	113	16T15730T6RP02	278
15C1C013027W3R01	400	15N1H032043X8R00	113	16T15731T6RK02	278
15C1D015025W4R01	400	15N1H045050F2R00	145	16T17712T6RK00	278
15C1D015030X5R01	402	15P1E006032W3R00	147	16T17712T6RP06	278
15C1D018025W4R01	400	15P1H045050F2R00	145	16T17714T6RK00	278
15C1D018030X5R01	402	15Q1H045050F2R00	145	16T17715T6RK01	278
15C1D020035W4R01	400	15R1V025035X7R00	150	16T17715T6RK02	278
15C1D020035X6R01	402	15R1V025040W5R00	149	16T17717T6RK00	278
15C1F024035X7R01	402	15R4H025040W5R00	149	16T17720T6RK02	278
15C1F024039W5R01	400	15R4H025043X7R00	150	16T17720T6RP10	278
15C1G026040X7R01	402	15S1D016025W4R01	398	16T17722T6RP11	278
15C1G026044W5R01	400	15S1D020034W4R01	398	16T17723T6RK02	278
15C1G030045X8R01	402	15S1E025039W5R01	398	16T17725T6RK02	278
15C1G030049W5R01	400	15S1F030049W5R01	398	16T17730T6RK02	278
15C1G033049W5R01	400	15S1F032049W5R01	398	16T17730T6RP15	278
15C1G033050X8R01	402	15S1J040060W6R01	398	16T17731T6RK02	278
15C1G036050W6R01	400	15T1E025011W3R00	151	16T1A040018W5R00	154
15C1G036050X8R01	402	15T1E025011Z4R00	152	16T1A050022W6R00	154
15C1J040060W6R01	400	15T1F031012W4R00	151	16T1A060028W6R00	154
15C1J040060X8R01	402	15T1F031012Z4R00	152	16Y15705T6RP60	444
15C1J048060W7R01	400	15T1F039016W5R00	151	16Y15715T6RP60	444
15C1J048070X8R01	402	15T1F039016Z4R00	152	17N07727TQRK12	277
15E1H024035X7R00	182	15T1P048020W6R00	151	17N21755T8RK17	277
15E1H032043X8R00	182	15T1P048020Z5R00	152	17N21755T8RP17	277
15E1H035043X8R00	182	15T1P058026W6R00	151	17T07707TQRK02	280
15E1H040043X8R00	182	15T1P058026Z5R00	152	17T07708TQRK02	280
15E1H042043X8R00	182	15U1G025035X7R00	50	17T07709TQRK02	280
15E1K032043X8R00	183	15U1G032043X8R00	50	17T07710TQRK02	280
15E1K040043X8R00	183	15U1G040043X8R00	50	17T07715TQRK02	280
15E1K042043X8R00	183	15V1D016023X5R00	191	17T07720TQRK02	280
15G1F025035X7R00	230	15V1D020030X6R00	191	17T21707T8RK00	279
15G1F030043X8R00	230	15V1D025035X7R00	191	17T21708T8RK00	279
15G1F032043X8R00	230	15V1D035043X8R00	191	17T21709T8RK00	279
15G1F035043X8R00	230	15V1D042043X8R00	191	17T21710T8RK00	279
15G1F040043X8R00	230	15V1G025035X7R00	192	17T21710T8RP00	279
15G1F042043X8R00	230	15V1G035043X8R00	192	17T21712T8RK00	279
15L1H045050F1R00	145	15V1G042043X8R00	192	17T21714T8RK00	279
15M1E006032W3R00	147	16 D.RING SEMC	566	17T21715T8RK00	279
15M1H045050F2R00	145	16F1B030043X8R00	52	17T21717T8RK01	279

INDEX / INDEX ALPHANUMÉRIQUE

Designation Ref. de l'article	Page	Designation Ref. de l'article	Page	Designation Ref. de l'article	Page
17T21717T8RP01	279	18T25080T8RN04	281	1TG1F030070U7R00	226
17T21719T8RK02	279	18T25080TRRN04	281	1TG1F032040X8R00	225
17T21720T8RK02	279	18T27725TRRN02	281	1TG1F032040X8R01	225
17T21720T8RP02	279	18T27752TRRN02	281	1TG1F032070U7R00	226
17T21722T8RK02	279	18T27799TRRN02	281	1TG1F032070U7R01	226
17T21723T8RK02	279	1AX2K025043X7R00	48	1TG1F035043X8R00	225
17T21725T8RK02	279	1AX2K032043X8R00	48	1TG1F035043X8R01	225
17T21725T8RP02	279	1AX2K040043X8R00	48	1TG1F040090U7R00	226
17T21727T8RK02	279	1DE6G025035X7R00	186	1TG1F042043X8R00	225
17T21730T8RK02	279	1DE6G032043X8R00	186	1TG1F042043X8R01	225
17T21730T8RP02	279	1DE6G042043X8R00	186	1TJ1C012023X4R00	35
17T21731T8RK02	279	1DE6H032043X8R00	187	1TJ1C016023X5R00	35
17T21732T8RK02	279	1DE6H040043X8R00	187	1TJ1C016025W3R00	34
17T21740T8RK02	279	1DP1E020030X6R00	223	1TJ1C020025W4R00	34
17T21740T8RP02	279	1DP1E025035X7R00	223	1TJ1C020035X6R00	35
17T21740T8RP20	279	1DP1E032043X8R00	223	1TJ1C025025W5R00	34
17T21742T8RK02	279	1DP1E035043X8R00	223	1TJ1C025035X7R00	35
17T21747T8RK02	279	1DP1E040043X8R00	223	1TJ1C032030W5R00	34
17T21752T8RK02	279	1DP1E042043X8R00	223	1TJ1D016023X5R00	37
17Y1B038050K3R00	411	1DP1G035043X8R00	228	1TJ1D016025W3R00	36
17Y1B041055K3R00	411	1DP1G042043X8R00	228	1TJ1D016026TRR00	38
17Y1E051064K4R00	411	1KJ1D020025W4R00	39	1TJ1D020025W4R00	36
17Y1E060064K5R00	411	1KJ1D020035X6R00	40	1TJ1D020026TSR00	38
17Y1E080064K6R00	411	1KJ1D020075W4R00	39	1TJ1D020035X6R00	37
17Y1E096064K8R00	411	1KJ1D025030W5R00	39	1TJ1D025030W5R00	36
17Y1E112064K8R00	411	1KJ1D025035X7R00	40	1TJ1D025032TUR00	38
17Y1L112010K8R00	411	1KJ1D025085W5R00	39	1TJ1D025035X7R00	37
17Y21714T8RP55	444	1KJ1D032040W6R00	39	1TJ1D032035W6R00	36
17Y21730T8RP60	444	1KJ1D032043X8R00	40	1TJ1D032043X8R00	37
18S27756TRRP10	274	1KJ1D035043X8R00	40	1TJ1D040043X8R00	37
18S27773TRRP20	274	1KJ1D040040W6R00	39	1TW7J020030X6R00	196
18S27789TRRP30	274	1KJ1D040043X8R00	40	1TW7J020045W5R00	194
18S27799TRRP40	274	1KJ1G032040W6R00	41	1TW7J020060T5R00	194
18T13520TQRN00	281	1KJ1G032043X8R00	42	1TW7K025035X7R00	196
18T13525TQRN00	281	1KJ1G035043X8R00	42	1TW7K025085T5R00	197
18T13530TQRN04	281	1KJ1G040040W6R00	41	1TW7K025090U7R00	197
18T13540TQRN04	281	1KJ1G040043X8R00	42	1TW7Q016025X5R00	196
18T16020T6RN04	281	1SJ1Y020034W5R00	51	1TW7S032043X8R00	196
18T16030T6RN04	281	1SJ1Y020034W5R01	51	1TW7S032080U7R00	197
18T16040T6RN04	281	1SJ1Y025039W5R00	51	1TW7S032100U7R00	194
18T16520T6RN04	281	1SJ1Y025039W5R01	51	1TW7S032100W6R00	194
18T16530T6RN04	281	1SJ1Y032039W6R00	51	1TW7S032130W6R00	194
18T16540T6RN04	281	1SJ1Y032039W6R01	51	1TW8J020065T5R00	197
18T19540T8RN04	281	1SJ1Y040039W6R00	51	1TW8J020075T5R00	194
18T19550T8RN04	281	1SJ1Y040039W6R01	51	1TW8J020090T5R00	197
18T19560T8RN04	281	1TG1F016025X5R00	225	1TW8K025075U7R00	194
18T22550T8RN04	281	1TG1F016030T3R00	226	1TW8K025085U7R00	194
18T22560T8RN04	281	1TG1F020030X6R00	225	1TW8K025120U7R00	194
18T22580T8RN04	281	1TG1F020050T4R00	226	1TW8Q016060T3R00	194
18T25050TRRN04	281	1TG1F025035X7R00	225	1TW8Q016060T3R01	194
18T25060T8RN04	281	1TG1F025060T5R00	226	1TW8Q016060W5R00	197
18T25060TRRN04	281	1TG1F030043X8R00	225	1WJ1D016023X5R00	44

INDEX / INDEX ALPHANUMÉRIQUE

Designation Ref. de l'article	Page	Designation Ref. de l'article	Page	Designation Ref. de l'article	Page
1WJ1D016026TRR00	45	22J3R032035Z4R00	64	2J1G050R00	84
1WJ1D016026W3R00	43	22J3R040035F0R00	66	2J1G050R01	84
1WJ1D020026TSR00	45	22J3R040035F0R01	66	2J1G063R00	84
1WJ1D020030W4R00	43	22J3R040046W6R00	62	2J1G063R01	84
1WJ1D020035X6R00	44	22J3R040046W6R01	62	2J1G080R00	84
1WJ1D025032TUR00	45	22J3R040046Z4R00	64	2J1G080R01	84
1WJ1D025035X7R00	44	22J3R040046Z4R01	64	2J1G100R00	84
1WJ1D025040W5R00	43	22J3R040046Z4R02	64	2J1G100R01	84
1WJ1D032040W5R00	43	22J3R040069Z4R00	64	2J1G125R00	84
1WJ1D032043X8R00	44	22J3R040069Z4R01	64	2J1G160R00	84
1WJ1D035043X8R00	44	22J3R040069Z4R02	64	2J1P032R00	80
1WJ1D040043X8R00	44	22J3R040069Z5R00	64	2J1P032R01	80
1WJ1F025030W5R00	46	22J3R040069Z5R01	64	2J1P035R00	80
1WJ1F025035X7R00	47	22J3R040081Z5R00	64	2J1P040R00	80
1WJ1F032040W6R00	46	22J3R040081Z5R01	64	2J1P040R01	80
1WJ1F032043X8R00	47	22J3R050046F1R00	66	2J1P050R00	80
1WJ1F040040W6R00	46	22J3R050046F2R00	66	2J1P050R01	80
1WJ1F040043X8R00	47	22J3R050046Z4R00	64	2J1P050R02	80
2080A40Z4SA025	477	22J3R050069Z5R00	64	2J1P063R00	80
2080A50Z4SA035	477	22J3R063046F2R00	66	2J1P063R01	80
2080A50Z5SA035	477	22J3R06309Z5R00	64	2J1P080R00	80
22 D.RING SEMC	566	22J3R063115Z5R00	64	2J1P100R00	80
22J3D016017W3R00	56	22J3R063138Z5R00	64	2J1R035R00	82
22J3D016017Z4R00	57	22J3R080046F3R00	66	2J1R040R00	82
22J3D019022W4R00	56	22J3R080046F3R01	66	2J1R040R01	82
22J3D020022W4R00	56	22L3R045050F1R00	144	2J1R040R02	82
22J3D020022Z4R00	57	22M3R045050F2R00	144	2J1R040R03	82
22J3D022022W4R00	56	22N3R045050F2R00	144	2J1R050R00	82
22J3D025027W5R00	56	22P3R045050F2R00	144	2J1R050R01	82
22J3D025027Z4R00	57	22Q3R045050F2R00	144	2J1R052R00	82
22J3G040045Z5R00	70	22Y3Q023054W5R00	436	2J1R063R00	82
22J3G050060Z5R00	70	22Y3R032070W6R00	438	2J1R063R01	82
22J3G063045F2R00	68	22Y3S045070W6R00	440	2J1R066R00	82
22J3G063059F2R00	68	22Y3T063050F1R00	442	2J1R080R00	82
22J3G063059F2R01	68	27 D.RING SEMC	566	2J1R080R01	82
22J3G063088Z5R00	70	2E-831-01	100	2J1R085R00	82
22J3G063117Z5R00	70	2EJ3J063033F2R00	73	2J1R100R00	82
22J3G063146Z5R00	70	2EJ3J063063F2R00	73	2J1R100R01	82
22J3G080074F3R00	68	2EJ3J080054F3R00	73	2J1R125R00	82
22J3G080074F3R01	68	2EJ3J080075F3R00	73	2J1R125R01	82
22J3G080088Z5R00	70	2EJ3J100085F4R00	73	2J5P032R00	79
22J3G080117Z5R00	70	2EJ3J125085F4R00	73	2J5P040R00	79
22J3G100088F4R00	68	2EJ4J063033F2R00	74	2J5P050R00	79
22J3P025026W5R00	58	2EJ4J063063F2R00	74	2J5P063R00	79
22J3P025026Z4R00	60	2EJ4J080054F3R00	74	2J5P080R00	79
22J3P028034Z4R00	60	2EJ4J080075F3R00	74	2J5P100R00	79
22J3P032034W6R00	58	2EJ4J100085F4R00	74	2K0410-02	138
22J3P032034W6R01	58	2EJ4J125085F4R00	74	2M0408R02	92
22J3P032034Z4R00	60	2J1D032R00	78	2S3Y032036Z4R00	72
22J3P032034Z4R01	60	2J1D035R00	78	2S3Y040043Z4R00	72
22J3P040043Z4R00	60	2J1D040R00	78	2S3Y050050Z5R00	72
22J3R032035W6R00	62	2J1G040R00	84	32 D.RING SEMC	566

INDEX / INDEX ALPHANUMÉRIQUE

Designation Ref. de l'article	Page	Designation Ref. de l'article	Page	Designation Ref. de l'article	Page
35J6E063010F0R00	128	38L5H160006F4R00	130	45A20001TSRA30	217
35J6E063012F0R00	128	38L5H160007F4R00	130	45B02003T7RB570	291
35J6E063014F0R00	128	38L5H160009F4R00	130	45B02003T7RB800	292
35J6E080010F1R00	128	38L5H160010F4R00	130	45B02004T9RB380	291
35J6E080012F1R00	128	38L5H160012F4R00	130	45B03004T7RB570	291
35J6E080014F1R00	128	38L5H160014F4R00	130	45B03004T7RB800	292
35J6E100010F2R00	128	3VJ5V050003X7R00	132	45B03005T9RB380	291
35J6E100012F2R00	128	3VJ5V050004X7R00	132	45B04004T7RB570	291
35J6E100014F2R00	128	3VJ5V050005X7R00	132	45B04004T7RB800	292
35J6E125010F3R00	128	3VJ5V050006X7R00	132	45B04007T7RB570	291
35J6E125012F3R00	128	3VJ5V063003F0R00	134	45B04007U0RB500	291
35J6E125014F3R00	128	3VJ5V063004F0R00	134	45B05005T7RB570	291
35J6E160010F4R00	128	3VJ5V063005F0R00	134	45B05008T7RB570	291
35J6E160012F4R00	128	3VJ5V063006F0R00	134	45B05008U1RB500	291
35J6E160014F4R00	128	3VJ5V063007F0R00	136	45B06006T0RB100	292
35J6E200010F4R00	128	3VJ5V063008F0R00	136	45B06006T7RB570	291
35J6E200012F4R00	128	3VJ5V063009F0R00	136	45B06006T7RB800	292
35J6E200014F4R00	128	3VJ5V063010F0R00	136	45B06008T7RB570	291
38L5G063004F0R00	130	3VJ5V080003F1R00	134	45B08005TQRB10	246
38L5G063005F0R00	130	3VJ5V080004F1R00	134	45B08007T0RB100	292
38L5G080004F1R00	130	3VJ5V080005F1R00	134	45B08007T0RB630	291
38L5G080005F1R00	130	3VJ5V080006F1R00	134	45B08007T1RB120	292
38L5G100004F2R00	130	3VJ5V080007F1R00	136	45B08008TQRA10	248
38L5G100005F2R00	130	3VJ5V080008F1R00	136	45B08008TQRW10	249
38L5G125004F3R00	130	3VJ5V080009F1R00	136	45B08011T0RB630	291
38L5G125005F3R00	130	3VJ5V080010F1R00	136	45B10007T6RB13	246
38L5H063006F0R00	130	3VJ5V100003F2R00	134	45B10008T1RB120	292
38L5H063007F0R00	130	3VJ5V100004F2R00	134	45B10008T1RB720	291
38L5H063009F0R00	130	3VJ5V100005F2R00	134	45B10010T6RA12	248
38L5H063010F0R00	130	3VJ5V100006F2R00	134	45B10010T6RW12	248
38L5H063012F0R00	130	3VJ5V100007F2R00	136	45B10013T1RB720	291
38L5H063014F0R00	130	3VJ5V100008F2R00	136	45B12009T8RB17	246
38L5H080006F1R00	130	3VJ5V100009F2R00	136	45B12011T8RA15	248
38L5H080007F1R00	130	3VJ5V100010F2R00	136	45B12011T8RW15	249
38L5H080009F1R00	130	3VJ5V125004F3R00	134	45B12014T2RB830	291
38L5H080010F1R00	130	3VJ5V125005F3R00	134	45B16012TRRB21	246
38L5H080012F1R00	130	3VJ5V125006F3R00	134	45B16016T3RB930	291
38L5H080014F1R00	130	3VJ5V125007F3R00	136	45B16016TRRA19	248
38L5H100006F2R00	130	3VJ5V125008F3R00	136	45B16016TRRW19	249
38L5H100007F2R00	130	3VJ5V125009F3R00	136	45B20015TSRB26	246
38L5H100009F2R00	130	3VJ5V125010F3R00	136	45b25022TURB37	246
38L5H100010F2R00	130	3VJ5V160004F4R00	134	45D07807TQRA02	253
38L5H100012F2R00	130	3VJ5V160005F4R00	134	45D08005TQRD05	264
38L5H100014F2R00	130	3VJ5V160006F4R00	134	45D08005TQRD0501	264
38L5H125006F3R00	130	3VJ5V160007F4R00	136	45D08007TQRA10	253
38L5H125007F1R00	130	3VJ5V160008F4R00	136	45D08007TQRA20	253
38L5H125007F3R00	130	3VJ5V160009F4R00	136	45D08008TQRA04	253
38L5H125009F3R00	130	3VJ5V160010F4R00	136	45D08008TQRA10	254
38L5H125010F3R00	130	40 D.RING SEMC	566	45D08008TQRA20	254
38L5H125012F3R00	130	45A10001T6RA20	217	45D09809T6RA03	253
38L5H125014F3R00	130	45A12001T8RA25	217	45D10007T6RD05	264
38L5H140007F1R00	130	45A16001TRRA301	217	45D10007T6RD0501	264

INDEX / INDEX ALPHANUMÉRIQUE

Designation Ref. de l'article	Page	Designation Ref. de l'article	Page	Designation Ref. de l'article	Page
45D10007T6RD10	264	45R10009T6RA20	274	46D07704TQR02	266
45D10007T6RD1001	264	45R10009T6RA25	274	46D08005TQRD05	265
45D10009T6RA04	253	45R12012T8RA30	274	46D08005TQRD0501	265
45D10009T6RA10	253	45R12012T8RA40	274	46D08005TQRN02	261
45D10009T6RA20	253	45R16015TRRA50	274	46D08012TORNO20	302
45D11710T8RA03	253	45R20007TSRA60	274	46D08012TORNO21	303
45D12009T8RD05	264	45U10006T6RA20	255	46D08012WORN020	302
45D12009T8RD0501	264	45U10006T6RA30	255	46D08012WORN021	303
45D12009T8RD10	264	45U10008T6RA05	255	46D08020TOR020	305
45D12009T8RD1001	264	45U10008T6RA10	255	46D08020W0RD020	305
45D12010T8RA04	253	45U12006T6RA30	255	46D09705T6RC03	266
45D12010T8RA10	253	45U12006T6RA40	255	46D10006T6RN02	261
45D12010T8RA20	253	45U12006T8RA10	255	46D10007T6RD05	265
45D14012T8RA04	253	45U12006T8RA16	255	46D10007T6RD0501	265
45D15715TRRA03	253	45U12006T8RA20	255	46D10007T6RD10	265
45D16012TRRD0501	264	45U12006T8RA25	255	46D10007T6RD1001	265
45D16012TRRD1001	264	45U12006T8RA30	255	46D10012T1RN020	302
45D16015TRRA04	253	45U12006T8RA40	255	46D10012T1RN021	303
45D16015TRRA08	253	45U16007TRRA20	255	46D10012W1RN020	302
45J04012T7RD570	304	45U16007TRRA30	255	46D10012W1RN021	303
45J05014T7RD570	304	45U16007TRRA40	255	46D10022T1RD020	305
45J06016T7RD570	304	45U16008TRRA50	255	46D10022W1RD020	305
45J08020TOR0630	304	45U20011TSRA30	255	46D11707T8RC03	266
45J10022T1RD720	304	45U20011TSRA40	255	46D12008T8RD05	265
45J12025T2RD830	304	45U20011TSRA50	255	46D12008T8RD0501	265
45J16032T3RD920	304	45U20011TSRA60	255	46D12008T8RD10	265
45J20038T4RD100	304	45U20011TSRA80	255	46D12008T8RD1001	265
45M10009T6RA30	272	45X10007TQRA10	249	46D12008T8RD30	265
45M12012T8RA30	272	45X12009T6RA12	249	46D12008T8RD3001	265
45M16015TRRA30	272	45X16012T8RA15	249	46D12008T8RN02	261
45M20018TSRA30	272	45X20015TRRA19	249	46D12012T2RN020	302
45N08007TQRA45	272	45Z03208TQRA15	275	46D12012W2RN020	302
45N08307TQRA45	272	45Z04111T6RA19	275	46D12014T2RN021	303
45N09809TQRA45	271	45Z05113T8RA23	275	46D12014W2RN021	303
45N10010T6RA45	272	45Z06517TRRA28	275	46D12025T2RD020	305
45N10409T6RA45	272	45Z08004TQRA45	275	46D12025W2RD020	305
45N11814T6RA45	271	45Z10005TQRA45	275	46D14030U8RD020	305
45N12012T8RA45	272	45Z12006T6RA45	275	46D14030WFRD020	305
45N12412T8RA45	272	45Z16008TRRA45	275	46D15708TRRC03	266
45N15722T8RA45	271	46B08005TQR010	247	46D16010TRRD10	265
45N16016TRRA45	272	46B10007T6RB13	247	46D16010TRRD1001	265
45N16515TRRA45	272	46B12009T8RB17	247	46D16010TRRD20	265
45N20018TSRA45	272	46B16012TRRB21	247	46D16010TRRD2001	265
45P10009T6RA60	272	46B20015TSRB26	247	46D16010TRRD30	265
45P12012T8RA60	272	46D05014T7RD020	305	46D16010TRRD3001	265
45P16015TRRA60	272	46D05014WERD020	305	46D16010TRRD40	265
45P20018TSRA60	272	46D06009T7RN020	302	46D16010TRRD4001	265
45Q00810TQRA22	276	46D06009T7RN021	303	46D16010TRRN02	261
45Q00810TQRA30	276	46D06009WERN020	302	46D16014T3RN020	302
45Q00810TQRA45	276	46D06009WERN021	303	46D16014W3RN020	302
45R08007TQRA10	274	46D06016T7RD020	305	46D16018T3RN021	303
45R10009T6RA16	274	46D06016WERD020	305	46D16018W3RN021	303

INDEX / INDEX ALPHANUMÉRIQUE

Designation Ref. de l'article	Page	Designation Ref. de l'article	Page	Designation Ref. de l'article	Page
46D16032T3RD020	305	46W08009TQRB011	250	47C08020TORQ021	293
46D16032W3RD020	305	46W10013T6RB020	250	47C08020W0RQ021	293
46D19712TSRC04	266	46W10013T6RB021	250	47C08021W0RQ016	308
46D20012TSRD05	265	46W12013T8RB030	250	47C10007T6RN03	262
46D20012TSRD0501	265	46W12013T8RB031	250	47C10007T6RQ04	257
46D20012TSRD10	265	46W16017TRRB040	250	47C10007T6RQ041	258
46D20012TSRD1001	265	46W16017TRRB041	250	47C10007T6RU03	263
46D20012TSRD20	265	46Y-09UNT8RA21-T	446	47C10010W1RN030	294
46D20012TSRD2001	265	46Y3001ST8RA21-T	445	47C10014W1RQ020	307
46D20012TSRD30	265	47A08001TQRA16	216	47C10015W1RN030	296
46D20012TSRD3001	265	47A10001T6RA20	216	47C10020W1RN030	295
46D20012TSRD40	265	47A12001T8RA24	216	47C10020W1RN031	296
46D20012TSRD4001	265	47A16001TRRA32	216	47C10022T1RQ040	293
46D20012TSRN02	261	47A20001TSRA40	216	47C10022W1RQ020	308
46D20017T4RN020	302	47B05007TQRB15	247	47C10022W1RQ040	293
46D20022T4RN021	303	47B06005TQRB10	247	47C10025T1RQ031	293
46D20022W4RN021	303	47B08005TQRB10	247	47C10025W1RQ031	293
46D20038T4RD020	305	47B08005TQRQ10	248	47C11008T6RB02	267
46D20038W4RD020	305	47B10007T6RB13	247	47C12009T8RN03	262
46J02007T7RD500	298	47B10007T6RQ13	248	47C12009T8RN0302	262
46J02007T9RD380	298	47B12009T8RB17	247	47C12009T8RQ05	257
46J03010T7RD500	298	47B12009T8RQ17	248	47C12009T8RQ051	258
46J03010T9RD380	298	47B16012TRRB21	247	47C12009T8RU04	263
46J04012T7RD500	298	47B16012TRRQ21	248	47C12012W2RN030	294
46J04012U0RD500	298	47B20015TSRB26	247	47C12014T8RN03	262
46J05014T7RD500	298	47B20016TSRQ26	248	47C12016W2RQ024	307
46J05014U1RD500	298	47B25022TURB37	247	47C12018W2RN030	296
46J06016T7RD500	298	47C03008T7RQ010	293	47C12024W2RN030	295
46J06016W0RD500	299	47C04010T7RQ010	293	47C12024W2RN031	296
46J07016UARD600	298	47C05005WERN020	294	47C12026T2RQ050	293
46J08005TQRD10	266	47C05010WERN020	295	47C12026W2RQ024	308
46J08020TOR630	298	47C05012T7RQ010	293	47C12026W2RQ050	293
46J08020WORD630	299	47C06006WERN030	294	47C12030T2RQ041	293
46J09020U9RD670	298	47C06010WERQ012	307	47C12030W2RQ041	293
46J10007T6RD13	266	47C06012WERN020	295	47C14011T8RB02	267
46J10012T6RD19	266	47C06012WERN021	296	47C16012TRRN04	262
46J10022T1RD720	298	47C06013WERQ012	308	47C16012TRRQ06	257
46J10022W1RD720	299	47C06014T7RQ020	293	47C16012TRRQ061	258
46J12009T8RD17	266	47C06014WERQ020	293	47C16012TRRU06	263
46J12025T2RD730	298	47C06015WERQ021	293	47C16016W3RN030	294
46J12025W2RD830	299	47C08005TQRN03	262	47C16022W3RQ032	307
46J14025U8RD750	298	47C08005TQRQ03	257	47C16024W3RN030	296
46J16010TRRD21	265	47C08005TQRQ031	258	47C16032W3RN030	295
46J16010TRRD2101	265	47C08005TQRU03	263	47C16032W3RN031	296
46J16012TRRD21	266	47C08008WORN030	294	47C16034T3RQ060	293
46J16032T3RD820	298	47C08009TQRN03	262	47C16034W3RQ060	293
46J16032W3RD920	299	47C08012WORN030	296	47C16036W3RQ040	308
46J20038T4RD920	298	47C08012W0RQ016	307	47C16040T3RQ051	293
46J20038W4RD100	299	47C08016WORN030	295	47C16040W3RQ051	293
46N09409TQRA45	271	47C08016WORN031	296	47C20015TSRQ06	257
46N11610T6RA45	271	47C08018TORQ030	293	47C20015TSRQ061	258
46W08009TQRB010	250	47C08018W0RQ030	293	47C20015TSRU06	263

INDEX / INDEX ALPHANUMÉRIQUE

Designation Ref. de l'article	Page	Designation Ref. de l'article	Page	Designation Ref. de l'article	Page
47C20026W4RQ040	307	47D16012TRRB10	267	47J06014WERU570	297
47C20041W4RQ040	308	47D16012TRRB15	267	47J06024T7RD650	299
47C20042T4RQ060	293	47D16012TRRB20	267	47J06050T7RB150	306
47C20042W4RQ060	293	47D16012TRRB30	267	47J08005TQRD10	268
47C20050T4RQ051	293	47D16012TRRB40	267	47J08018TORU630	297
47C20050W4RQ051	293	47D16012TRRD05	268	47J08018W0RU630	297
47C25022TURQ06	257	47D16012TRRD10	268	47J08032TORD800	299
47C25022TURQ061	258	47D16012TRRD15	268	47J08050TORB150	306
47C25022TURU06	263	47D16012TRRD20	268	47J10007T6RD13	268
47C25052T5RQ060	293	47D16012TRRD30	268	47J10022T1RU720	297
47C25052W5RQ060	293	47D16012TRRD40	268	47J10022W1RU720	297
47D06019WERT020	309	47D16012TRRP0200	259	47J10040T1RD100	299
47D08005TORD05	268	47D16012TRRP0201	260	47J10060T1RB150	306
47D08005TQRD10	268	47D16012TRRP1000	259	47J10060T1RD110	300
47D08005TQRD15	268	47D16012TRRP1001	260	47J12009T8RD17	268
47D08005TQRP0200	259	47D16012TRRP2000	259	47J12026T2RU830	297
47D08005TQRP0201	260	47D16012TRRP2001	260	47J12026W2RU830	297
47D08005TQRP0800	259	47D16012TRRP3000	259	47J12048T2RD100	299
47D08005TQRP1000	259	47D16012TRRP4000	259	47J12072T2RD150	300
47D08005TQRP1001	260	47D16012TRRP4001	260	47J12075T2RB150	306
47D08005TQRP2000	259	47D16012TRRP5000	259	47J14030U8RU830	297
47D08005TQRP3000	259	47D16040W3RT100	309	47J14030WFRU830	297
47D08023W0RT050	309	47D20015TSRB05	267	47J14050U8RD100	299
47D10007T6RD05	268	47D20015TSRB10	267	47J16012TRRD21	268
47D10007T6RD10	268	47D20015TSRB20	267	47J16034T3RU920	297
47D10007T6RP0101	260	47D20015TSRB30	267	47J16034W3RU920	297
47D10007T6RP0200	259	47D20015TSRP0200	259	47J20015TSRD26	268
47D10007T6RP0800	259	47D20015TSRP0201	260	47J20042T4RU040	297
47D10007T6RP1000	259	47D20015TSRP1000	259	47J20042W4RU040	297
47D10007T6RP1001	260	47D20015TSRP1001	260	47J25052T5RU210	297
47D10007T6RP2000	259	47D20015TSRP2000	259	47J25052W5RU210	297
47D10007T6RP2001	260	47D20015TSRP2001	260	47N10002T6RA30	273
47D10007T6RP3000	259	47D20015TSRP3000	259	47N10004T6RA45	273
47D10007T6RP4000	259	47D20015TSRP4000	259	47N10007T6RA60	273
47D10033W1RT050	309	47D20015TSRP4001	260	47N12002T8RA30	273
47D12009T8RB05	267	47D20015TSRP5000	259	47N12005T8RA45	273
47D12009T8RB10	267	47D20048W4RT100	309	47N12007T8RA60	273
47D12009T8RD05	268	47D25022TURP0200	259	47N25010TURA45	273
47D12009T8RD10	268	47D25022TURP0201	260	47Y075ISTQRA13	445
47D12009T8RP0200	259	47D25022TURP1000	259	47Y100ISTQRA13	445
47D12009T8RP0201	260	47D25022TURP1001	260	47Y-10UNT8RA21-T	446
47D12009T8RP0800	259	47D25022TURP2000	259	47Y-11WT8RA21-T	446
47D12009T8RP1000	259	47D25022TURP2001	260	47Y-12UNT8RA21-T	446
47D12009T8RP1001	260	47D25022TURP3000	259	47Y-14UNT8RA21-T	446
47D12009T8RP2000	259	47D25022TURP4000	259	47Y-14WT8RA21-T	446
47D12009T8RP2001	260	47D25022TURP4001	260	47Y150IST6RA17-T	445
47D12009T8RP3000	259	47D25022TURP5000	259	47Y150ISTQRA13	445
47D12009T8RP4000	259	47J03030T9RB750	306	47Y-16UNT6RA17-T	446
47D12009T8RP4001	260	47J04030U0RB750	306	47Y-18UNTQRA13	446
47D12024W2RN120	295	47J05040U1RB100	306	47Y-19WTQRA13	446
47D12037W2RT050	309	47J06005TQRD10	268	47Y200IST6RA17-T	445
47D16012TRRB05	267	47J06014T7RU570	297	47Y200IST8RA21-T	445

INDEX / INDEX ALPHANUMÉRIQUE

Designation Ref. de l'article	Page	Designation Ref. de l'article	Page	Designation Ref. de l'article	Page
47Y20UNTQRA13	446	48N16010TRRA60	273	5B5H040R00	181
47Y24UNTQRA13	446	48N20004TSRA30	273	5B5H040R01	181
47Y250IST8RA20-T	445	48N20007TSRA45	273	5B5H042R00	181
48A10001T6RA101	216	48N20013TSRA60	273	5B5H042R01	181
48A12001T8RA121	216	48U08004TQRB20	257	5B5H050R00	181
48A16001TRRA201	216	48U10005T6RB30	257	5B5H050R01	181
48A20001TSRA221	216	48U12007T8RB40	257	5B5H052R00	181
48A25001TURA36	216	48U16009TRRB50	257	5B5H052R01	181
48C20015TSRN04	262	48Y150IST8RA21-T	445	5B5H063R00	181
48C20020W4RN030	294	49D20015TSRB10	269	5B5H063R01	181
48C20040W4RN030	295	49D20015TSRB20	269	5B5H066R00	181
48C20040W4RN031	296	4VJ5V100011F2R00	138	5B5H066R01	181
48C25022TURN05	262	4VJ5V100013F2R00	139	5B5H080R00	181
48D08005TQRD05	270	4VJ5V125011E9R00	138	5B5H080R01	181
48D08005TQRD10	270	4VJ5V125013E9R00	139	5E6H050R00	184
48D08005TQRD15	270	4VJ5V160011E5R00	138	5E6H052R00	184
48D10007T6RB05	269	4VJ5V160013E5R00	139	5E6H063R00	184
48D10007T6RB10	269	4VJ5V200011E5R00	138	5E6H066R00	184
48D10007T6RB15	269	4VJ5V200013E5R00	139	5E6H080R00	184
48D10007T6RD05	270	4VJ5V250011F6R00	138	5E6K050R00	185
48D10007T6RD10	270	4VJ5V250013F6R00	139	5E6K052R00	185
48D10007T6RD15	270	4VJ5V315011F6R00	138	5E6K063R00	185
48D12009T8RB05	269	4VJ5V315013F6R00	139	5E6K066R00	185
48D12009T8RB10	269	4VW101L00	138	5E6K080R00	185
48D12009T8RD05	270	4VW101R00	138	5E6K100R00	185
48D12009T8RD10	270	4VW121L00	139	5E6K125R00	185
48D12009T8RD15	270	4VW121R00	139	5E6K160R00	185
48D16012TRRB05	269	4W5D050R00	122	5EJ183R00	105
48D16012TRRB10	269	4W5D063R00	122	5G5F050R00	231
48D16012TRRB16	269	4W5D080R00	122	5G5F052R00	231
48D16012TRRB20	269	4W5D100R00	122	5G5F063R00	231
48J06016T7RD570	300	4W5D125R00	122	5G5F066R00	231
48J06026T7RD700	301	50 D.RING SEMC	566	5G5F080R00	231
48J08020TORD630	300	55D133R00	122	5G5F085R00	231
48J08036TORD900	301	55E192R01	395	5G5M080R00	236
48J10007T6RD13	270	55E212R01	395	5G5M080R01	236
48J10022T1RD720	300	55E213R01	395	5G5M080R30	120
48J10046T1RD100	301	55E223R01	395	5G5M100R00	236
48J12009T8RD17	270	55F233R01	395	5G5M100R01	236
48J12025T2RD830	300	55F243R02	395	5G5M100R30	120
48J12056T2RD110	301	55F243R03	395	5G5M125R00	236
48J16032T3RD920	300	55F263R01	395	5G5M125R01	236
48J16056T3RD120	299	55G264R01	395	5G5M125R30	120
48J16066T3RD130	301	55G294R01	395	5G5M160R00	236
48J16080T3RD150	300	55H294R00	395	5G5M160R01	236
48J20038T4RD100	300	55H314R00	395	5G5M160R30	120
48J20060T4RD130	299	56B183R01	105	5G6F050R00	231
48J20076T4RD140	301	5B5G040R01	180	5G6F052R00	231
48J20080T4RD150	300	5B5G042R01	180	5G6F063R00	231
48J25092T5RD180	301	5B5G050R01	180	5G6F066R00	231
48N16003TRRA30	273	5B5G052R01	180	5G6F080R00	231
48N16006TRRA45	273	5B5G063R01	180	5G6F085R00	231

INDEX / INDEX ALPHANUMÉRIQUE

Designation Ref. de l'article	Page	Designation Ref. de l'article	Page	Designation Ref. de l'article	Page
5G6M080R00	236	5N5L080R00	115	69871A40HC12SA080-G2	519
5G6M100R00	236	5N5L100R00	115	69871A40HC16SA080-G2	519
5G6M125R00	236	5N5L125R00	115	69871A40HC20SA080-G2	519
5G6M160R00	236	5N5L160R00	115	69871A40HC25SA080-G2	519
5H6G050R00	97	5N6H032R00	114	69871A40SM16SA35	508
5H6G063R00	97	5N6H040R00	114	69871A40SM22SA35	508
5H6G080R00	97	5N6H050R00	114	69871A40SM22SK052	510
5H6G100R00	97	5N6H063R00	114	69871A40SM22SK077	510
5J1E040R00	91	5N6H080R00	114	69871A40SM22SK102	510
5J1E050R00	91	5N6H100R00	114	69871A40SM22SK127	510
5J1E063R00	91	5N6H125R00	114	69871A40SM27SA35	508
5J1E063R01	91	5N6L050R00	115	69871A40SM32SA50	508
5J1E080R00	91	5N6L063R00	115	69871A40Z4SA035	476
5J1E080R01	91	5N6L080R00	115	69871A50ABS100SA115	521
5J5P050R00	93	5N6L100R00	115	69871A50ABS25SA60	521
5J5P063R00	93	5N6L125R00	115	69871A50ABS32SA60	521
5J5P080R00	93	5N6L160R00	115	69871A50ABS40SA60	521
5J5P100R00	93	5V6G052R00	193	69871A50ABS50SA60	521
5J5P125R00	93	5V6G066R00	193	69871A50ABS63SA60	521
5J5P160R00	93	5V6G080R00	193	69871A50ABS80SA70	521
5M5P050R00	234	5V6G085R00	193	69871A50CP40SA25	511
5M5P050R30	119	5V6G100R00	193	69871A50CP60SA25	511
5M5P052R00	234	5W2G052R00	167	69871A50FM40SA100	508
5M5P052R01	234	5W2G066R00	167	69871A50FM40SA160	508
5M5P063R00	234	5W2H052R00	168	69871A50FM40SA35	508
5M5P063R30	119	5W2H066R00	168	69871A50FM40SA50	508
5M5P066R00	234	5W2H080R00	168	69871A50FM40SA75	508
5M5P066R01	234	5W2K052R00	169	69871A50HC12SA050-G6	519
5M5P080R00	234	5W2K066R00	169	69871A50HC20SA064-G6	519
5M5P080R01	234	5W2K080R00	169	69871A50HC20SA080-G6	519
5M5P080R30	119	5W2K100R00	169	69871A50HC32SA081-G6	519
5M5P100R00	234	5W2K125R00	169	69871A50SM16SA35	508
5M5P100R01	234	5W2K160R00	169	69871A50SM22SA100	508
5M5P100R30	119	5W7G052R00	174	69871A50SM22SA200	508
5M6P050R00	234	5W7H052R00	175	69871A50SM22SA300	508
5M6P050R30	119	5W7H066R00	175	69871A50SM22SA35	508
5M6P052R00	234	5W7H080R00	175	69871A50SM22SA50	508
5M6P063R00	234	5W7K052R00	176	69871A50SM22SA75	508
5M6P063R30	119	5W7K066R00	176	69871A50SM22SK077	510
5M6P066R00	234	5W7K080R00	176	69871A50SM22SK127	510
5M6P080R00	234	5W7K100R00	176	69871A50SM22SK177	510
5M6P080R30	119	5W7K125R00	176	69871A50SM27SA047	510
5M6P100R00	234	5W7K160R00	176	69871A50SM27SA100	508
5M6P100R30	119	5W7M066R00	177	69871A50SM27SA160	508
5N5H040R00	114	5W7M080R00	177	69871A50SM27SA300	508
5N5H050R00	114	5W7M100R00	177	69871A50SM27SA35	508
5N5H063R00	114	5W7M125R00	177	69871A50SM27SA50	508
5N5H080R00	114	5W7M160R00	177	69871A50SM27SA75	508
5N5H100R00	114	69871A40FM40SA50	508	69871A50SM27SK077	510
5N5H125R00	114	69871A40HC06SA080-G2	519	69871A50SM27SK127	510
5N5L050R00	115	69871A40HC08SA080-G2	519	69871A50SM27SK177	510
5N5L063R00	115	69871A40HC10SA080-G2	519	69871A50SM32SA077	510

INDEX / INDEX ALPHANUMÉRIQUE

Designation Ref. de l'article	Page	Designation Ref. de l'article	Page	Designation Ref. de l'article	Page
69871A50SM32SA100	508	ADJHСКА63D70ER32	500	BOMT130408R	31
69871A50SM32SA127	510	AOCT060204FR-P	20	BOMT130416R	31
69871A50SM32SA160	508	AOCT170508FR-P	69	BOMT130420R	31
69871A50SM32SA35	508	AOMT060202R	20	BOMT130424R	31
69871A50SM32SA370	508	AOMT060202R-DT1	20	BOMT130431R	31
69871A50SM32SA50	508	AOMT060204R	20	BOMT130440R	31
69871A50SM32SA75	508	AOMT060208R	20	BOMT170608R	69
69871A50SM40SA077	510	AOMT060216R	20	BT40Z4SA035	477
69871A50SM40SA127	510	AOMT120408R	197	BT50Z4SA045	477
69871A50Z4SA035	476	AOMT170504R	69	BT50Z5SA045	477
69871A50Z4SB035	476	AOMT170508R	69	CABM06M06-C	527
69871A50Z5SA035	476	AOMT170516R	69	CABM06M08	527
69871A60CP40SA25	511	AOMT170524R	69	CABM08M08-C	527
69871A60CP60SA25	511	AOMT170532R	69	CABM08M10	527
6F2B050R00	106	AOMT170548R	69	CABM10M10-C	527
6F2B063R00	106	AOMT170564R	69	CABM10M12	527
6F2B080R00	106	APKT 09T3 PER-EM	197	CABM12M12-C	527
6F2B100R00	106	AX2K040R00	98	CABM12M16	527
6F2B125R00	106	AX2K050R00	98	CABM16M16-C	527
6F2B160R00	106	AX2K063R00	98	CB100R02	345
6F2B200R00	106	AX2K080R00	98	CB105R02	345
6F2B250R00	106	AX2K100R00	98	CB110R02	345
6F2B315R00	106	AX2K125R00	98	CB115R02	345
7F2K160R00	123	BEEW120310R-CR	149	CB120R02	345
7F2K200R00	123	BEEW120316R-CR	149	CB125R02	345
7F2K250R00	123	BEEW120320R-CR	149	CB130R02	345
7F2K315R00	123	BEEW120325R-CR	149	CB135R02	345
7F2K400R00	123	BEEW120330R-CR	149	CB140R02	345
ABS100ABS100SA125	506	BEHW250308R	145	CB145R02	345
ABS100ABS100SA160	506	BEHW250308R-P	145	CB150R02	345
ABS100ABS100SA85	506	BOCT09T304FR-P	25	CB160R02	345
ABS25ABS25SA45	506	BOCT09T308FR-P	25	CB170R02	345
ABS25ABS25SA60	506	BOCT130404FR-P	31	CB180R02	345
ABS32ABS32SA35	506	BOCT130408FR-P	31	CB190R02	345
ABS32ABS32SA50	506	BODT09T304R	25	CB200R02	345
ABS32ABS32SA70	506	BODT09T304R-001	25	CB210R02	345
ABS40ABS40SA40	506	BODT09T308R	25	CB220R02	345
ABS40ABS40SA60	506	BODT09T308R-001	25	CB230R02	345
ABS40ABS40SA90	506	BODT09T320R-001	25	CB240R02	345
ABS50ABS50SA100	506	BODT130404R	31	CB250R02	345
ABS50ABS50SA150	506	BODT130404R-001	31	CD2600130JGR00	356
ABS50ABS50SA50	506	BODT130408R	31	CD2700135JGR00	356
ABS50ABS50SA65	506	BODT130408R-001	31	CD2800140JGR00	356
ABS63ABS63SA125	506	BOMT09T304R	25	CD2900145JGR00	356
ABS63ABS63SA190	506	BOMT09T304R-DT1	25	CD3000150JGR00	356
ABS63ABS63SA60	506	BOMT09T304R-DT2	25	CD3100155JGR00	356
ABS63ABS63SA85	506	BOMT09T308R	25	CD3200160JGR00	356
ABS80ABS80SA125	506	BOMT09T316R	25	CD3300165JHR00	356
ABS80ABS80SA240	506	BOMT09T320R	25	CD3400170JHR00	356
ABS80ABS80SA70	506	BOMT09T331R	25	CD3500175JHR00	356
ABS80ABS80SA85	506	BOMT130404R	31	CD3600180JHR00	356
ADJHСКА100D70ER32	500	BOMT130404R-DT2	31	CD3700185JHR00	356

INDEX / INDEX ALPHANUMÉRIQUE

Designation Ref. de l'article	Page	Designation Ref. de l'article	Page	Designation Ref. de l'article	Page
CD3800190JHR00	356	DE6K066R00	190	DIN2084A27X02	562
CD3900195JHR00	356	DE6K066R01	190	DIN2084A27X03	562
CD4000200JHR00	356	DE6K080R00	190	DIN2084A27X05	562
CD4100205JHR00	356	DE6K100R00	190	DIN2084A27X06	562
CD4200210JHR00	356	DE6K125R00	190	DIN2084A27X1	562
CD4300215JHR00	356	DE6K160R00	190	DIN2084A27X1.5	563
CD4400220JHR00	356	DGD212R100-W	51	DIN2084A32X003	563
CD4500225JHR00	356	DGD212R101-W	51	DIN2084A32X004	563
CL-5000	166	DGM212R100	51	DIN2084A32X005	563
CNHU060304N-001	191	DGM212R101	51	DIN2084A32X01	563
CNHU060310N	191	DGM212R110	51	DIN2084A32X02	563
CNHU060310N-001	191	DGM313R300	103	DIN2084A32X03	563
CNHU060315N	191	DGM313R301	103	DIN2084A32X05	563
CNHU110420N	192	DGM313R302	103	DIN2084A32X06	563
COOLING TUBE HSK A 100	552	DGM313R303	103	DIN2084A32X1	563
COOLING TUBE HSK A 63	552	DGM324R300	73	DIN2084A32X1.5	563
COOLING TUBE HSK A 80	552	DGM324R301	73	DIN2084A40X003	563
CPT32T05SA035	490	DGM324R302	73	DIN2084A40X004	563
CPT32T06SA035	490	DHU016023X5R00	209	DIN2084A40X005	563
CPT32T08SA040	490	DHU016023X5R01	208	DIN2084A40X01	563
CPT32T10SA040	490	DHU020030X6R00	209	DIN2084A40X02	563
CPT32T12SA045	490	DHU020030X6R01	208	DIN2084A40X03	563
CPT40T06SA045	490	DHU025035X7R00	209	DIN2084A40X05	563
CPT40T08SA045	490	DHU025035X7R01	208	DIN2084A40X06	563
CPT40T10SA050	490	DHU032043X8R00	209	DIN2084A40X1	563
CPT40T12SA055	490	DHU032043X8R01	208	DIN2084A40X1.5	563
CPT40T15SA055	490	DHU042043X8R00	209	DIN2084A50X005	563
CPT50T10SA060	490	DHU042043X8R01	208	DIN2084A50X01	563
CPT50T12SA060	490	DIN2084A16X003	562	DIN2084A50X02	563
CPT50T15SA060	490	DIN2084A16X004	562	DIN2084A50X03	563
CPT63T12SA065	490	DIN2084A16X005	562	DIN2084A50X05	563
CPT63T15SA065	490	DIN2084A16X01	562	DIN2084A50X06	563
CPT80T15SA070	490	DIN2084A16X02	562	DIN2084A50X1	563
CRNG0802-45CD	345	DIN2084A16X03	562	DIN2084A50X1.5	563
CSTB2.2S	407	DIN2084A16X05	562	DIN2084A60X005	563
CSTB2.5S	407	DIN2084A16X06	562	DIN2084A60X01	563
CSTB3.5H	407	DIN2084A16X1	562	DIN2084A60X02	563
CSTB3S	407	DIN2084A16X1.5	562	DIN2084A60X03	563
CSTB4S	407	DIN2084A22X003	562	DIN2084A60X05	563
DE6G040R00	188	DIN2084A22X004	562	DIN2084A60X06	563
DE6G050R00	188	DIN2084A22X005	562	DIN2084A60X1	563
DE6G052R00	188	DIN2084A22X01	562	DIN2084B16X10	564
DE6H040R00	189	DIN2084A22X02	562	DIN2084B16X2	564
DE6H050R00	189	DIN2084A22X03	562	DIN2084B16X20	564
DE6H052R00	189	DIN2084A22X05	562	DIN2084B16X3	564
DE6H063R00	189	DIN2084A22X06	562	DIN2084B16X30	564
DE6H066R00	189	DIN2084A22X1	562	DIN2084B16X4	564
DE6H080R00	189	DIN2084A22X1.5	562	DIN2084B16X5	564
DE6H100R00	189	DIN2084A27X003	562	DIN2084B16X6	564
DE6K050R00	190	DIN2084A27X004	562	DIN2084B16X60	564
DE6K052R00	190	DIN2084A27X005	562	DIN2084B22X10	564
DE6K063R00	190	DIN2084A27X01	562	DIN2084B22X100	564

INDEX / INDEX ALPHANUMÉRIQUE

Designation Ref. de l'article	Page	Designation Ref. de l'article	Page	Designation Ref. de l'article	Page
DIN2084B22X2	564	DIN2084B60X60	565	DIN69871400DP8x38	512
DIN2084B22X20	564	DIN6987140EM10X50	514	DIN69871400DP8x58	512
DIN2084B22X3	564	DIN6987140EM10X50E	515	DIN69871400DP8x78	512
DIN2084B22X30	564	DIN6987140EM12X50	514	DIN69871400DP8x98	512
DIN2084B22X4	564	DIN6987140EM12X50E	515	DIN6987140SEMC16X100	507
DIN2084B22X5	564	DIN6987140EM14X63	514	DIN6987140SEMC16X55	507
DIN2084B22X6	564	DIN6987140EM14X63E	515	DIN6987140SEMC22X100	507
DIN2084B22X60	564	DIN6987140EM16X63	514	DIN6987140SEMC22X55	507
DIN2084B27X10	564	DIN6987140EM16X63E	515	DIN6987140SEMC27X100	507
DIN2084B27X100	564	DIN6987140EM18X63	514	DIN6987140SEMC27X55	507
DIN2084B27X2	564	DIN6987140EM18X63E	515	DIN6987140SEMC32X100	507
DIN2084B27X20	564	DIN6987140EM20X63	514	DIN6987140SEMC32X60	507
DIN2084B27X3	564	DIN6987140EM20X63E	515	DIN6987140SEMC40X60	507
DIN2084B27X30	564	DIN6987140EM25X100	514	DIN6987140SRKIN10X80	518
DIN2084B27X4	564	DIN6987140EM25X100E	515	DIN6987140SRKIN12X80	518
DIN2084B27X5	564	DIN6987140EM32X100	514	DIN6987140SRKIN14X80	518
DIN2084B27X6	564	DIN6987140EM32X100E	515	DIN6987140SRKIN16X80	518
DIN2084B27X60	564	DIN6987140EM40X120E	515	DIN6987140SRKIN18X80	518
DIN2084B32X10	565	DIN6987140EM6X50	514	DIN6987140SRKIN20X80	518
DIN2084B32X100	565	DIN6987140EM6X50E	515	DIN6987140SRKIN25X100	518
DIN2084B32X2	565	DIN6987140EM8X50	514	DIN6987140SRKIN6X80	518
DIN2084B32X20	565	DIN6987140EM8X50E	515	DIN6987140SRKIN8X80	518
DIN2084B32X3	565	DIN6987140ER16X100	516	DIN6987140T06X40	289
DIN2084B32X30	565	DIN6987140ER16X160	516	DIN6987140T08X45	289
DIN2084B32X4	565	DIN6987140ER16X63	516	DIN6987140T10X50	289
DIN2084B32X5	565	DIN6987140ER20X100	516	DIN6987140T12X50	289
DIN2084B32X6	565	DIN6987140ER20X160	516	DIN6987140T15X50	289
DIN2084B32X60	565	DIN6987140ER20X63	516	DIN6987150EM10X63	514
DIN2084B40X10	565	DIN6987140ER25X100	517	DIN6987150EM10X63E	515
DIN2084B40X100	565	DIN6987140ER25X150	517	DIN6987150EM12X63	514
DIN2084B40X2	565	DIN6987140ER25X65	517	DIN6987150EM12X63E	515
DIN2084B40X20	565	DIN6987140ER32X100	517	DIN6987150EM14X63	514
DIN2084B40X3	565	DIN6987140ER32X150	517	DIN6987150EM14X63E	515
DIN2084B40X30	565	DIN6987140ER32X65	517	DIN6987150EM16X63	514
DIN2084B40X4	565	DIN6987140ER40X100	517	DIN6987150EM16X63E	515
DIN2084B40X5	565	DIN6987140ER40X70	517	DIN6987150EM18X63	514
DIN2084B40X6	565	DIN6987140FM40	509	DIN6987150EM18X63E	515
DIN2084B40X60	565	DIN69871400DP10x38	512	DIN6987150EM20X63	514
DIN2084B50X10	565	DIN69871400DP10x58	512	DIN6987150EM20X63E	515
DIN2084B50X100	565	DIN69871400DP10x78	512	DIN6987150EM25X80	514
DIN2084B50X2	565	DIN69871400DP10x98	512	DIN6987150EM25X80E	515
DIN2084B50X20	565	DIN69871400DP12x118	512	DIN6987150EM32X100	514
DIN2084B50X3	565	DIN69871400DP12x38	512	DIN6987150EM32X100E	515
DIN2084B50X30	565	DIN69871400DP12x58	512	DIN6987150EM40X100	514
DIN2084B50X4	565	DIN69871400DP12x78	512	DIN6987150EM40X100E	515
DIN2084B50X6	565	DIN69871400DP12x98	512	DIN6987150EM50X125	514
DIN2084B50X60	565	DIN69871400DP16x38	512	DIN6987150EM50X125E	515
DIN2084B60X10	565	DIN69871400DP16x58	512	DIN6987150EM6X63	514
DIN2084B60X100	565	DIN69871400DP16x78	512	DIN6987150EM6X63E	515
DIN2084B60X20	565	DIN69871400DP16x98	512	DIN6987150EM8X63	514
DIN2084B60X30	565	DIN69871400DP6x58	512	DIN6987150EM8X63E	515
DIN2084B60X6	565	DIN69871400DP6x98	512	DIN6987150ER16X100	516

INDEX / INDEX ALPHANUMÉRIQUE

Designation Ref. de l'article	Page	Designation Ref. de l'article	Page	Designation Ref. de l'article	Page
DIN6987150ER16X160	516	DIN6987150SRKIN25x100	518	DM5G080R00	116
DIN6987150ER16X200	516	DIN6987150SRKIN32x100	518	DM5G100R00	116
DIN6987150ER20X100	516	DIN6987150SRKIN6x80	518	DM5G125R00	116
DIN6987150ER20X160	516	DIN6987150SRKIN8x80	518	DM5G160R00	116
DIN6987150ER25X100	517	DIN69871-A40 FORCE20.75	521	DM6G040R00	116
DIN6987150ER25X150	517	DIN69871-A40 FORCE32.105	521	DM6G050R00	116
DIN6987150ER25X200	517	DIN69871-AD+B40 MF12.100	520	DM6G063R00	116
DIN6987150ER32X100	517	DIN69871-AD+B40 MF12.50	520	DM6G080R00	116
DIN6987150ER32X150	517	DIN69871-AD+B40 MF20.100	520	DM6G100R00	116
DIN6987150ER32X200	517	DIN69871-AD+B40 MF20.60	520	DM6G125R00	116
DIN6987150ER40X100	517	DIN69871-AD+B40 MF32.140	520	DM6G160R00	116
DIN6987150ER40X150	517	DIN69871-AD+B40 MF32.95	520	DN5H050R00	117
DIN6987150ER40X200	517	DIN69871-AD+B50 MF20.125	520	DN5H063R00	117
DIN6987150ER50X100	517	DIN69871-AD+B50 MF20.80	520	DN5H080R00	117
DIN6987150ER50X150	517	DIN69871-AD+B50 MF32.160	520	DN5H100R00	117
DIN6987150FM40X70	509	DIN69871-AD+B50 MF32.75	520	DN5H125R00	117
DIN6987150FM60X70	509	DJ1H050R00	100	DN5H160R00	117
DIN6987150ODP10X128	513	DJ1H063R00	100	DN5H200R00	117
DIN6987150ODP10X178	513	DJ1H080R00	100	DN6H050R00	117
DIN6987150ODP10X228	513	DJ1H100R00	100	DN6H063R00	117
DIN6987150ODP10X78	513	DJ1H100R01	100	DN6H080R00	117
DIN6987150ODP12X128	513	DJ1H125R00	100	DN6H100R00	117
DIN6987150ODP12X178	513	DJ1H125R01	100	DN6H125R00	117
DIN6987150ODP12X228	513	DJ1H160R00	100	DN6H160R00	117
DIN6987150ODP12X78	513	DJ1H160R01	100	DN6H200R00	117
DIN6987150ODP16X128	513	DJ1H200R00	100	DN6H250R00	117
DIN6987150ODP16X178	513	DJ1H200R01	100	DNE314-201-S	155
DIN6987150ODP16X228	513	DJ1H250R00	100	DNE314-202-S	155
DIN6987150ODP16x38	513	DJ5P050R00	90	DNE314-203-S	155
DIN6987150ODP16X78	513	DJ5P063R00	90	DNE324-201-S	155
DIN6987150ODP8X128	513	DJ5P080R00	90	DNE324-202-S	155
DIN6987150ODP8X178	513	DJ5P100R00	90	DNE324-203-S	155
DIN6987150ODP8X228	513	DJ5P125R00	90	DNE324-301-S	155
DIN6987150ODP8X78	513	DJ5P160R00	90	DNE324-302-S	155
DIN6987150SEMC16X100	507	DJ6P050R00	90	DNE324-303-S	155
DIN6987150SEMC16X55	507	DJ6P063R00	90	DP5E040R00	224
DIN6987150SEMC22X100	507	DJ6P080R00	90	DP5E050R00	224
DIN6987150SEMC22X55	507	DJ6P100R00	90	DP5E052R00	224
DIN6987150SEMC27X100	507	DJ6P125R00	90	DP5E063R00	224
DIN6987150SEMC27X55	507	DJ6P160R00	90	DP5E066R00	224
DIN6987150SEMC32X100	507	DK1G040R00	92	DP5G050R00	229
DIN6987150SEMC32X55	507	DK1G050R00	92	DP5G052R00	229
DIN6987150SEMC40X100	507	DK1G063R00	92	DP5G063R00	229
DIN6987150SEMC40X55	507	DK1G080R00	92	DP5G066R00	229
DIN6987150SEMC50X70	507	DK1G100R00	92	DP5G080R00	229
DIN6987150SEMC60X80	507	DK1G125R00	92	DPD314-201-S	155
DIN6987150SRKIN10x80	518	DK1G160R00	92	DPD314-202-S	155
DIN6987150SRKIN12x80	518	DK1G200R00	92	DPD314-203-S	155
DIN6987150SRKIN14x80	518	DK1G250R00	92	DPD324-201-S	155
DIN6987150SRKIN16x80	518	DK1G315R00	92	DPD324-202-S	155
DIN6987150SRKIN18x80	518	DM5G050R00	116	DPD324-203-S	155
DIN6987150SRKIN20x80	518	DM5G063R00	116	DPD324-301-S	155

INDEX / INDEX ALPHANUMÉRIQUE

Designation Ref. de l'article	Page	Designation Ref. de l'article	Page	Designation Ref. de l'article	Page
DPD324-302-S	155	EJ6E125R00	103	ER16SPR4-5AA	529
DPD324-303-S	155	EJ6J050R00	104	ER16SPR5-6	529
DPM324L050	211	EJ6J063R00	104	ER16SPR5-6AA	529
DPM324L050 - P	211	EJ6J080R00	104	ER16SPR6-7	529
DPM324L051	211	EJ6J100R00	104	ER16SPR6-7AA	529
DPM324L116	211	EJ6J125R00	104	ER16SPR7-8	529
DS-0022	195	ENHU050304R	34	ER16SPR7-8AA	529
DS-A00T	118	ENHU050304R-PH	34	ER16SPR8-9	529
DS-H04T	568	ER11SPR0.5-1	528	ER16SPR8-9AA	529
DS-H05T	568	ER11SPR0.5-1AA	528	ER16SPR9-10	529
DS-T05F	79	ER11SPR1-2	528	ER16SPR9-10AA	529
DS-T06F	132	ER11SPR1-2AA	528	ER20-GB10	533
DS-T07S	208	ER11SPR2-3	528	ER20-GB11	533
DS-T08S	24	ER11SPR2-3AA	528	ER20-GB12	533
DS-T09S	91	ER11SPR3-4	528	ER20-GB6	533
DS-T10S	30	ER11SPR3-4AA	528	ER20-GB7	533
DS-T15S	41	ER11SPR4-5	528	ER20-GB8	533
DS-T15T	49	ER11SPR4-5AA	528	ER20-GB9	533
DS-T20S	123	ER11SPR5-6	528	ER20SEAL10-11	532
DS-T20T	96	ER11SPR5-6AA	528	ER20SEAL10-11JET2	533
DS-T25S	120	ER11SPR6-7	528	ER20SEAL11-12	532
DS-T25T	198	ER11SPR6-7AA	528	ER20SEAL11-12JET2	533
DS-T30T	198	ER16-GB11	531	ER20SEAL12-13	532
DS-T40L	274	ER16-GB4.5	531	ER20SEAL12-13JET2	533
DS-T50L	281	ER16-GB5.5	531	ER20SEAL3-4	532
DS-TP06S (TX-Plus)	20	ER16-GB6	531	ER20SEAL3-4JET2	533
DS-TP07S (TX-Plus)	361	ER16-GB7	531	ER20SEAL4-5	532
DS-TP08S (TX-Plus)	51	ER16-GB8	531	ER20SEAL4-5JET2	533
DS-TP10S (TX-Plus)	198	ER16-GB9	531	ER20SEAL5-6	532
DS-TP15S (TX-Plus)	198	ER16SEAL3-4	530	ER20SEAL5-6JET2	533
EF2J100R00	105	ER16SEAL3-4JET2	530	ER20SEAL6-7	532
EF2J125R00	105	ER16SEAL4-5	530	ER20SEAL6-7JET2	533
EF2J160R00	105	ER16SEAL4-5JET2	530	ER20SEAL7-8	532
EF2J200R00	105	ER16SEAL5-6	530	ER20SEAL7-8JET2	533
EF2J250R00	105	ER16SEAL5-6JET2	530	ER20SEAL8-9	532
EF2J315R00	105	ER16SEAL6-7	530	ER20SEAL8-9JET2	533
EJ5E040R00	103	ER16SEAL6-7JET2	530	ER20SEAL9-10	532
EJ5E050R00	103	ER16SEAL7-8	530	ER20SEAL9-10JET2	533
EJ5E063R00	103	ER16SEAL7-8JET2	530	ER20SPR10-11	531
EJ5E080R00	103	ER16SEAL8-9	530	ER20SPR10-11AA	532
EJ5E100R00	103	ER16SEAL8-9JET2	530	ER20SPR11-12	531
EJ5E125R00	103	ER16SEAL9-10	530	ER20SPR11-12AA	532
EJ5J050R00	104	ER16SEAL9-10JET2	530	ER20SPR1-2	531
EJ5J063R00	104	ER16SPR0.5-1	529	ER20SPR12-13	531
EJ5J080R00	104	ER16SPR0.5-1AA	529	ER20SPR12-13AA	532
EJ5J100R00	104	ER16SPR1-2	529	ER20SPR1-2AA	532
EJ5J125R00	104	ER16SPR1-2AA	529	ER20SPR2-3	531
EJ6E040R00	103	ER16SPR2-3	529	ER20SPR2-3AA	532
EJ6E050R00	103	ER16SPR2-3AA	529	ER20SPR3-4	531
EJ6E063R00	103	ER16SPR3-4	529	ER20SPR3-4AA	532
EJ6E080R00	103	ER16SPR3-4AA	529	ER20SPR4-5	531
EJ6E100R00	103	ER16SPR4-5	529	ER20SPR4-5AA	532

INDEX / INDEX ALPHANUMÉRIQUE

Designation Ref. de l'article	Page	Designation Ref. de l'article	Page	Designation Ref. de l'article	Page
ER20SPR5-6	531	ER25SPR12-13	534	ER32SEAL17-18JET2	542
ER20SPR5-6AA	532	ER25SPR12-13AA	535	ER32SEAL18-19	541
ER20SPR6-7	531	ER25SPR1-2AA	535	ER32SEAL18-19JET2	542
ER20SPR6-7AA	532	ER25SPR13-14	534	ER32SEAL19-20	541
ER20SPR7-8	531	ER25SPR13-14AA	535	ER32SEAL19-20JET2	542
ER20SPR7-8AA	532	ER25SPR14-15	534	ER32SEAL3-4	541
ER20SPR8-9	531	ER25SPR14-15AA	535	ER32SEAL3-4JET2	542
ER20SPR8-9AA	532	ER25SPR15-16	534	ER32SEAL4-5	541
ER20SPR9-10	531	ER25SPR15-16AA	535	ER32SEAL4-5JET2	542
ER20SPR9-10AA	532	ER25SPR2-3	534	ER32SEAL5-6	541
ER25-GB10	538	ER25SPR2-3AA	535	ER32SEAL5-6JET2	542
ER25-GB11	538	ER25SPR3-4	534	ER32SEAL6-7	541
ER25-GB12	538	ER25SPR3-4AA	535	ER32SEAL6-7JET2	542
ER25-GB14	538	ER25SPR4-5	534	ER32SEAL7-8	541
ER25-GB16	538	ER25SPR4-5AA	535	ER32SEAL7-8JET2	542
ER25-GB4.5	538	ER25SPR5-6	534	ER32SEAL8-9	541
ER25-GB5.5	538	ER25SPR5-6AA	535	ER32SEAL8-9JET2	542
ER25-GB6	538	ER25SPR6-7	534	ER32SEAL9-10	541
ER25-GB7	538	ER25SPR6-7AA	535	ER32SEAL9-10JET2	542
ER25-GB8	538	ER25SPR7-8	534	ER32SPR10-11	539
ER25-GB9	538	ER25SPR7-8AA	535	ER32SPR10-11AA	540
ER25SEAL10-11	536	ER25SPR8-9	534	ER32SPR11-12	539
ER25SEAL10-11JET2	537	ER25SPR8-9AA	535	ER32SPR11-12AA	540
ER25SEAL11-12	536	ER25SPR9-10	534	ER32SPR12-13	539
ER25SEAL11-12JET2	537	ER25SPR9-10AA	535	ER32SPR12-13AA	540
ER25SEAL12-13	536	ER32-GB10	543	ER32SPR13-14	539
ER25SEAL12-13JET2	537	ER32-GB11	543	ER32SPR13-14AA	540
ER25SEAL13-14	536	ER32-GB12	543	ER32SPR14-15	539
ER25SEAL13-14JET2	537	ER32-GB14	543	ER32SPR14-15AA	540
ER25SEAL14-15	536	ER32-GB16	543	ER32SPR15-16	539
ER25SEAL14-15JET2	537	ER32-GB18	543	ER32SPR15-16AA	540
ER25SEAL15-16	536	ER32-GB4.5	543	ER32SPR16-17	539
ER25SEAL15-16JET2	537	ER32-GB5.5	543	ER32SPR16-17AA	540
ER25SEAL3-4	536	ER32-GB6	543	ER32SPR17-18	539
ER25SEAL3-4JET2	537	ER32-GB7	543	ER32SPR17-18AA	540
ER25SEAL4-5	536	ER32-GB8	543	ER32SPR18-19	539
ER25SEAL4-5JET2	537	ER32-GB9	543	ER32SPR18-19AA	540
ER25SEAL5-6	536	ER32SEAL10-11	541	ER32SPR19-20	539
ER25SEAL5-6JET2	537	ER32SEAL10-11JET2	542	ER32SPR19-20AA	540
ER25SEAL6-7	536	ER32SEAL11-12	541	ER32SPR2-3	539
ER25SEAL6-7JET2	537	ER32SEAL11-12JET2	542	ER32SPR2-3AA	540
ER25SEAL7-8	536	ER32SEAL12-13	541	ER32SPR3-4	539
ER25SEAL7-8JET2	537	ER32SEAL12-13JET2	542	ER32SPR3-4AA	540
ER25SEAL8-9	536	ER32SEAL13-14	541	ER32SPR4-5	539
ER25SEAL8-9JET2	537	ER32SEAL13-14JET2	542	ER32SPR4-5AA	540
ER25SEAL9-10	536	ER32SEAL14-15	541	ER32SPR5-6	539
ER25SEAL9-10JET2	537	ER32SEAL14-15JET2	542	ER32SPR5-6AA	540
ER25SPR10-11	534	ER32SEAL15-16	541	ER32SPR6-7	539
ER25SPR10-11AA	535	ER32SEAL15-16JET2	542	ER32SPR6-7AA	540
ER25SPR11-12	534	ER32SEAL16-17	541	ER32SPR7-8	539
ER25SPR11-12AA	535	ER32SEAL16-17JET2	542	ER32SPR7-8AA	540
ER25SPR1-2	534	ER32SEAL17-18	541	ER32SPR8-9	539

INDEX / INDEX ALPHANUMÉRIQUE

Designation Ref. de l'article	Page	Designation Ref. de l'article	Page	Designation Ref. de l'article	Page
ER32SPR8-9AA	540	ER40SEAL6-7	546	ER40SPR9-10	544
ER32SPR9-10	539	ER40SEAL6-7JET2	547	ER40SPR9-10AA	545
ER32SPR9-10AA	540	ER40SEAL7-8	546	ER50SPR10-12	549
ER40-GB10	548	ER40SEAL7-8JET2	547	ER50SPR12-14	549
ER40-GB11	548	ER40SEAL8-9	546	ER50SPR14-16	549
ER40-GB12	548	ER40SEAL8-9JET2	547	ER50SPR16-18	549
ER40-GB16	548	ER40SEAL9-10	546	ER50SPR18-20	549
ER40-GB18	548	ER40SEAL9-10JET2	547	ER50SPR20-22	549
ER40-GB20	548	ER40SPR10-11	544	ER50SPR22-24	549
ER40-GB22	548	ER40SPR10-11AA	545	ER50SPR24-26	549
ER40-GB6	548	ER40SPR11-12	544	ER50SPR26-28	549
ER40-GB7	548	ER40SPR11-12AA	545	ER50SPR28-30	549
ER40-GB8	548	ER40SPR12-13	544	ER50SPR30-32	549
ER40-GB9	548	ER40SPR12-13AA	545	ER50SPR32-34	549
ER40SEAL10-11	546	ER40SPR13-14	544	ESG 0.5	126
ER40SEAL10-11JET2	547	ER40SPR13-14AA	545	ESG 1	127
ER40SEAL11-12	546	ER40SPR14-15	544	FAK0219090W4R01	156
ER40SEAL11-12JET2	547	ER40SPR14-15AA	545	FAK0219090X7R01	157
ER40SEAL12-13	546	ER40SPR15-16	544	FBD32CP32SA060	555
ER40SEAL12-13JET2	547	ER40SPR15-16AA	545	FBD40CP40SA060	555
ER40SEAL13-14	546	ER40SPR16-17	544	FEEW250340R-CR	149
ER40SEAL13-14JET2	547	ER40SPR16-17AA	545	FEEW250350R-CR	149
ER40SEAL14-15	546	ER40SPR17-18	544	FEEW250360R-CR	149
ER40SEAL14-15JET2	547	ER40SPR17-18AA	545	FHU020030X6R00	210
ER40SEAL15-16	546	ER40SPR18-19	544	FHU025035X7R00	210
ER40SEAL15-16JET2	547	ER40SPR18-19AA	545	FHU030043X8R00	210
ER40SEAL16-17	546	ER40SPR19-20	544	FHU032043X8R00	210
ER40SEAL16-17JET2	547	ER40SPR19-20AA	545	FHU035043X8R00	210
ER40SEAL17-18	546	ER40SPR20-21	544	FHU040043X8R00	210
ER40SEAL17-18JET2	547	ER40SPR20-21AA	545	FHU042043X8R00	210
ER40SEAL18-19	546	ER40SPR21-22	544	GQHG0802R03	199
ER40SEAL18-19JET2	547	ER40SPR21-22AA	545	GQHG0802R05	199
ER40SEAL19-20	546	ER40SPR22-23	544	GQHG0802R10	199
ER40SEAL19-20JET2	547	ER40SPR22-23AA	545	GQHG1003R05	199
ER40SEAL20-21	546	ER40SPR23-24	544	GQHG1003R10	199
ER40SEAL20-21JET2	547	ER40SPR23-24AA	545	GQHG1003R15	199
ER40SEAL21-22	546	ER40SPR24-25	544	GQHG1003R20	199
ER40SEAL21-22JET2	547	ER40SPR24-25AA	545	GQHG1203R05	199
ER40SEAL22-23	546	ER40SPR25-26	544	GQHG1203R10	199
ER40SEAL22-23JET2	547	ER40SPR25-26AA	545	GQHG1203R15	199
ER40SEAL23-24	546	ER40SPR3-4	544	GQHG1203R20	199
ER40SEAL23-24JET2	547	ER40SPR3-4AA	545	GQHG1604R05	199
ER40SEAL24-25	546	ER40SPR4-5	544	GQHG1604R10	199
ER40SEAL24-25JET2	547	ER40SPR4-5AA	545	GQHG1604R15	199
ER40SEAL25-26	546	ER40SPR5-6	544	GQHG1604R20	199
ER40SEAL25-26JET2	547	ER40SPR5-6AA	545	GQHG1604R30	199
ER40SEAL3-4	546	ER40SPR6-7	544	GQHG2005R05	199
ER40SEAL3-4JET2	547	ER40SPR6-7AA	545	GQHG2005R10	199
ER40SEAL4-5	546	ER40SPR7-8	544	GQHG2005R15	199
ER40SEAL4-5JET2	547	ER40SPR7-8AA	545	GQHG2005R20	199
ER40SEAL5-6	546	ER40SPR8-9	544	GQHG2005R30	199
ER40SEAL5-6JET2	547	ER40SPR8-9AA	545	GQHG2506R05	199

INDEX / INDEX ALPHANUMÉRIQUE

Designation Ref. de l'article	Page	Designation Ref. de l'article	Page	Designation Ref. de l'article	Page
GQHG2506R10	199	GT28000700JHR01	406	HSKA100HC16SA100-G6	503
GQHG2506R15	199	HSK-A100 MF32.110	504	HSKA100HC20SA105-G6	503
GQHG2506R20	199	HSK-A100 MF32.160	504	HSKA100HC25SA110-G6	503
GQHG2506R30	199	HSKA100ABS100SA100	505	HSKA100HC32SA110-G6	503
GT14000225JFR01	404	HSKA100ABS25SA50	505	HSKA100ODP10X112	495
GT14000300JFR01	404	HSKA100ABS32SA60	505	HSKA100ODP10X137	495
GT14000375JFR01	404	HSKA100ABS40SA80	505	HSKA100ODP10X57	495
GT14500225JFR01	404	HSKA100ABS50SA80	505	HSKA100ODP10x87	495
GT14500300JFR01	404	HSKA100ABS63SA80	505	HSKA100ODP12X137	495
GT14500375JFR01	404	HSKA100ABS80SA90	505	HSKA100ODP12X187	495
GT15000240JFR01	404	HSKA100EM10X80	496	HSKA100ODP12X237	495
GT15000320JFR01	404	HSKA100EM10X90E	497	HSKA100ODP12X57	495
GT15000400JFR01	404	HSKA100EM12X100E	497	HSKA100ODP12X87	495
GT16000160JFR02	404	HSKA100EM12X80	496	HSKA100ODP16X137	495
GT16000240JFR02	404	HSKA100EM14X100E	497	HSKA100ODP16X187	495
GT16000400JFR02	404	HSKA100EM14X80	496	HSKA100ODP16X237	495
GT16500160JFR02	404	HSKA100EM16X100	496	HSKA100ODP16X57	495
GT16500248JFR02	404	HSKA100EM16X100E	497	HSKA100ODP16X87	495
GT16500413JFR02	404	HSKA100EM18X100	496	HSKA100SM22SA100	492
GT17000170JFR02	404	HSKA100EM18X100E	497	HSKA100SM22SA160	492
GT17000255JFR02	404	HSKA100EM20X100	496	HSKA100SM22SA50	492
GT17000425JFR02	404	HSKA100EM20X110E	497	HSKA100SM22SK087	493
GT17500263JFR02	404	HSKA100EM25X100	496	HSKA100SM22SK137	493
GT17500445JFR02	404	HSKA100EM25X120E	497	HSKA100SM22SK187	493
GT18000180JFR02	404	HSKA100EM32X100	496	HSKA100SM22SK237	493
GT18000270JFR02	404	HSKA100EM32X120E	497	HSKA100SM27SA100	492
GT18000450JFR02	404	HSKA100EM40X120E	497	HSKA100SM27SA160	492
GT18500278JFR01	406	HSKA100EM50X140E	497	HSKA100SM27SA50	492
GT18500463JFR01	406	HSKA100EM6X80	496	HSKA100SM27SK087	493
GT19000190JFR01	406	HSKA100EM6X90E	497	HSKA100SM27SK137	493
GT19000285JFR01	406	HSKA100EM8X80	496	HSKA100SM27SK187	493
GT19000475JFR01	406	HSKA100EM8X90E	497	HSKA100SM27SK237	493
GT19500293JFR01	406	HSKA100ER16X100	498	HSKA100SM27SK287	493
GT19500488JFR01	406	HSKA100ER16X160	498	HSKA100SM27SK337	493
GT20000200JGR01	406	HSKA100ER20X100	498	HSKA100SM32SA100	492
GT20000300JGR01	406	HSKA100ER20X160	498	HSKA100SM32SA160	492
GT20000500JGR01	406	HSKA100ER25X100	499	HSKA100SM32SA50	492
GT21000315JGR01	406	HSKA100ER25X120	499	HSKA100SRKIN10x120	502
GT21000525JGR01	406	HSKA100ER25X160	499	HSKA100SRKIN10x160	502
GT22000330JGR01	406	HSKA100ER32X100	499	HSKA100SRKIN10x90	502
GT22000550JGR01	406	HSKA100ER32X120	499	HSKA100SRKIN12x120	502
GT23000345JGR01	406	HSKA100ER32X160	499	HSKA100SRKIN12x160	502
GT23000575JGR01	406	HSKA100ER40X100	499	HSKA100SRKIN12x95	502
GT24000360JGR01	406	HSKA100ER40X120	499	HSKA100SRKIN14x120	502
GT24000600JGR01	406	HSKA100ER40X160	499	HSKA100SRKIN14x160	502
GT25000375JGR01	406	HSKA100ER50X100	499	HSKA100SRKIN14x95	502
GT25000625JGR01	406	HSKA100FM40SA100	492	HSKA100SRKIN16x100	502
GT26000390JHR01	406	HSKA100FM40SA160	492	HSKA100SRKIN16x120	502
GT26000650JHR01	406	HSKA100FM40SA60	492	HSKA100SRKIN16x160	502
GT27000405JHR01	406	HSKA100FM60SA160	492	HSKA100SRKIN18x100	502
GT27000675JHR01	406	HSKA100FM60SA75	492	HSKA100SRKIN18x160	502
GT28000420JHR01	406	HSKA100HC12SA095-G6	503	HSKA100SRKIN20x105	502

INDEX / INDEX ALPHANUMÉRIQUE

Designation Ref. de l'article	Page	Designation Ref. de l'article	Page	Designation Ref. de l'article	Page
HSKA100SRKIN20x160	502	HSKA63ER20X120	498	HSKA63SM27SA184	493
HSKA100SRKIN25x115	502	HSKA63ER20X160	498	HSKA63SM27SA234	493
HSKA100SRKIN32x120	502	HSKA63ER25X 80	499	HSKA63SM27SA284	493
HSKA100SRKIN6x120	502	HSKA63ER25X100	499	HSKA63SM27SA334	493
HSKA100SRKIN6x160	502	HSKA63ER25X120	499	HSKA63SM27SA60	492
HSKA100SRKIN6x85	502	HSKA63ER25X160	499	HSKA63SM27SA60-02	492
HSKA100SRKIN8x120	502	HSKA63ER32X 80	499	HSKA63SM32SA100	492
HSKA100SRKIN8x160	502	HSKA63ER32X100	499	HSKA63SM32SA60	492
HSKA100SRKIN8x85	502	HSKA63ER32X120	499	HSKA63SRKIN10X120	501
HSKA100Z4SA080	476	HSKA63ER32X140	499	HSKA63SRKIN10X160	501
HSKA100Z4SB080	476	HSKA63ER32X160	499	HSKA63SRKIN10X85	501
HSKA100Z5SA080	476	HSKA63ER40X 80	499	HSKA63SRKIN12X120	501
HSKA50Z4SA060	476	HSKA63ER40X100	499	HSKA63SRKIN12X160	501
HSK-A63 FORCE20.85	504	HSKA63ER40X120	499	HSKA63SRKIN12X90	501
HSK-A63 FORCE32.110	504	HSKA63FM40SA100	492	HSKA63SRKIN14X120	501
HSK-A63 MF12.100	504	HSKA63FM40SA60	492	HSKA63SRKIN14X160	501
HSK-A63 MF12.70	504	HSKA63HC10SA080-G6	503	HSKA63SRKIN14X90	501
HSK-A63 MF20.125	504	HSKA63HC12SA085-G6	503	HSKA63SRKIN16X120	501
HSK-A63 MF20.85	504	HSKA63HC16SA090-G6	503	HSKA63SRKIN16X160	501
HSK-A63 MF32.105	504	HSKA63HC20SA090-G6	503	HSKA63SRKIN16X95	501
HSK-A63 MF32.140	504	HSKA63ODP10X109	494	HSKA63SRKIN18X120	501
HSKA63ABS25SA050	505	HSKA63ODP10X134	494	HSKA63SRKIN18X160	501
HSKA63ABS32SA050	505	HSKA63ODP10X184	494	HSKA63SRKIN18X95	501
HSKA63ABS40SA060	505	HSKA63ODP10X59	494	HSKA63SRKIN20X100	501
HSKA63ABS50SA070	505	HSKA63ODP10X84	494	HSKA63SRKIN20X120	501
HSKA63ABS63SA080	505	HSKA63ODP12X109	494	HSKA63SRKIN20X160	501
HSKA63ABS80SA100	505	HSKA63ODP12X134	494	HSKA63SRKIN25X115	501
HSKA63EM10X65	496	HSKA63ODP12X184	494	HSKA63SRKIN32X120	501
HSKA63EM10X80E	497	HSKA63ODP12X59	494	HSKA63SRKIN6X120	501
HSKA63EM12X80	496	HSKA63ODP12X84	494	HSKA63SRKIN6X160	501
HSKA63EM12X90E	497	HSKA63ODP16X109	494	HSKA63SRKIN6X80	501
HSKA63EM14X80	496	HSKA63ODP16X134	494	HSKA63SRKIN8X120	501
HSKA63EM14X90E	497	HSKA63ODP16X184	494	HSKA63SRKIN8X160	501
HSKA63EM16X100E	497	HSKA63ODP16X59	494	HSKA63SRKIN8X80	501
HSKA63EM16X80	496	HSKA63ODP16X84	494	HSKA63T06X50	289
HSKA63EM18X100E	497	HSKA63ODP6X109	494	HSKA63T08X50	289
HSKA63EM18X80	496	HSKA63ODP6X59	494	HSKA63T10X55	289
HSKA63EM20X100E	497	HSKA63ODP8X109	494	HSKA63T12X55	289
HSKA63EM20X80	496	HSKA63ODP8X134	494	HSKA63T15X60	289
HSKA63EM25X110	496	HSKA63ODP8X184	494	HSKA63Z4SA062	476
HSKA63EM25X110E	497	HSKA63ODP8X59	494	HSKA63Z4SB062	476
HSKA63EM32X110	496	HSKA63ODP8x84	494	HSKA80Z4SA068	476
HSKA63EM32X110E	497	HSKA63SM16SA50	492	HSKA80Z5SA080	476
HSKA63EM40X120E	497	HSKA63SM22SA100	492	HW M 10X12 EM SCREW	555
HSKA63EM6X65	496	HSKA63SM22SA50	492	HW M 12X16 EM SCREW	555
HSKA63EM6X80E	497	HSKA63SM22SK084	493	HW M 14X16 EM SCREW	555
HSKA63EM8X65	496	HSKA63SM22SK134	493	HW M 16X16 EM SCREW	555
HSKA63EM8X80E	497	HSKA63SM22SK184	493	HW M 18X20 EM SCREW	555
HSKA63ER16X100	498	HSKA63SM22SK234	493	HW M 20X20 EM SCREW	555
HSKA63ER16X120	498	HSKA63SM27SA084	493	HW M 24X25 EM SCREW	555
HSKA63ER16X160	498	HSKA63SM27SA100	492	HW M 6X10 EM SCREW	555
HSKA63ER20X100	498	HSKA63SM27SA134	493	HW M 8X10 EM SCREW	555

INDEX / INDEX ALPHANUMÉRIQUE

Designation Ref. de l'article	Page	Designation Ref. de l'article	Page	Designation Ref. de l'article	Page
IEE211-001	133	INCER100.070.025Z3	330	INNOT060.020.025Z4C	324
IEE211-001-P	133	INCER120.110.030Z3	330	INNOT060.050.025Z4C	324
IEE311-001	133	INCER160.190.035Z3	330	INNOT060.100.019Z5C	326
IEE311-001-P	133	INCER200.250.040Z3	330	INNOT060.100.025Z4C	324
IEE311-002	133	INCOO020.050.006Z4HQ	319	INNOT060.200.025Z4C	324
IEE311-002-P	133	INCOO020.050.006Z4K57	318	INNOT080.010.025Z5C	326
IEE311-004	133	INCOO030.080.009Z4HQ	319	INNOT080.030.032Z4W	324
IEE312-001	133	INCOO030.080.009Z4K43	318	INNOT080.080.032Z4C	324
IEE312-001-P	133	INCOO040.028.010Z3	321	INNOT080.100.025Z5C	326
IEE312-002	133	INCOO040.028.012Z3K14	321	INNOT080.100.032Z4C	324
IEE312-002-P	133	INCOO040.028.020Z3	321	INNOT080.200.032Z4C	324
IEE312-004	133	INCOO040.028.040Z3K17	321	INNOT080.300.032Z4C	324
IK12	412	INCOO040.100.012Z4	318	INNOT100.010.033Z5C	326
IK14	416	INCOO040.100.012Z4HQ	319	INNOT100.020.032Z4C	324
IK21	420	INCOO050.035.025Z3	321	INNOT100.080.032Z4C	324
IK22	438	INCOO050.035.040Z3	321	INNOT100.100.032Z4C	324
IK30	426	INCOO060.042.015Z3K24	321	INNOT100.100.033Z5C	326
IK40	432	INCOO060.042.020Z3K16	321	INNOT100.200.032Z4C	324
INBAL020.100.003Z3	312	INCOO060.042.020Z3K24	321	INNOT100.200.033Z5C	326
INBAL020.100.004Z3	312	INCOO060.042.025Z3	321	INNOT100.300.032Z4C	324
INBAL030.150.004Z3	312	INCOO060.042.040Z3	321	INNOT100.400.034Z4C	324
INBAL030.150.005Z3	312	INCOO060.042.060Z3	321	INNOT120.020.038Z4C	324
INBAL040.200.006Z3	312	INCOO060.100.018Z4	318	INNOT120.020.038Z5C	326
INBAL040.200.007Z3	312	INCOO060.100.018Z4HQ	319	INNOT120.080.038Z4C	324
INBAL040.200.030Z3K1	313	INCOO060.150.018Z4	318	INNOT120.100.038Z4C	324
INBAL040.200.040Z3K1	313	INCOO060.150.018Z4HQ	319	INNOT120.100.038Z5C	326
INBAL040.200.050Z3K1	313	INCOO080.056.020Z3K16	321	INNOT120.200.038Z4C	324
INBAL040.200.060Z3K1	313	INCOO080.056.020Z3K20	321	INNOT120.200.038Z5C	326
INBAL050.250.007Z3	312	INCOO080.056.030Z3	321	INNOT120.250.038Z4C	324
INBAL050.250.008Z3	312	INCOO080.056.060Z3	321	INNOT120.250.038Z5C	326
INBAL050.250.040Z3K1	313	INCOO080.100.024Z4HQ	319	INNOT120.300.038Z4C	324
INBAL050.250.060Z3K1	313	INCOO080.200.024Z4	318	INNOT120.400.038Z4C	324
INBAL060.300.008Z3	312	INCOO080.200.024Z4HQ	319	INNOT120.400.038Z4W	324
INBAL060.300.009Z3	312	INCOO100.070.040Z3	321	INNOT120.400.038Z5C	326
INBAL060.300.050Z3K1	313	INCOO100.070.040Z3L	321	INNOT140.020.038Z4C	324
INBAL060.300.060Z3K1	313	INCOO100.100.030Z4	318	INNOT140.080.038Z4C	324
INBAL060.300.070Z3K1	313	INCOO100.100.030Z4HQ	319	INNOT140.300.038Z4C	324
INBAL060.300.080Z3K1	313	INCOO100.110.040Z3	321	INNOT160.020.050Z4W	324
INBAL080.400.010Z3	312	INCOO100.200.030Z4	318	INNOT160.020.050Z5C	326
INBAL080.400.012Z3	312	INCOO100.200.030Z4HQ	319	INNOT160.020.050Z5W	326
INBAL080.400.015Z3	312	INCOO120.080.050Z3	321	INNOT160.100.050Z4W	324
INBAL080.400.060Z3K1	313	INCOO120.100.035Z4HQ	319	INNOT160.100.050Z5W	326
INBAL080.400.070Z3K1	313	INCOO120.110.040Z3	321	INNOT160.200.050Z4C	324
INBAL080.400.080Z3K1	313	INCOO120.150.040Z4HQ	319	INNOT160.200.050Z5W	326
INBAL100.500.014Z3	312	INCOO120.200.040Z4	318	INNOT160.250.050Z4C	324
INBAL100.500.015Z3	312	INCOO120.300.040Z4	318	INNOT160.250.050Z5C	326
INBAL100.500.060Z3K1	313	INCOO120.300.040Z4HQ	319	INNOT160.300.050Z4C	324
INBAL100.500.075Z3K1	313	INCOO140.170.040Z3	321	INNOT160.400.050Z4C	324
INBAL120.600.016Z3	312	INCOO160.190.045Z3	321	INNOT160.400.050Z4W	324
INBAL120.600.018Z3	312	INNOT050.020.020Z4C	324	INNOT160.400.050Z5W	326
INCER060.042.015Z3	330	INNOT050.050.020Z4C	324	INNOT160.500.050Z4C	324
INCER080.056.020Z3	330	INNOT060.010.019Z5C	326	INNOT200.020.062Z4W	325

INDEX / INDEX ALPHANUMÉRIQUE

Designation Ref. de l'article	Page	Designation Ref. de l'article	Page	Designation Ref. de l'article	Page
INNOT200.020.062Z5C	326	INNOV100.020.041Z3CCB	327	INNOV200.020.082Z4W	322
INNOT200.020.062Z5W	326	INNOV100.020.041Z4C	329	INNOV200.020.082Z5C	323
INNOT200.100.062Z4W	325	INNOV100.200.041Z3C	328	INNOV200.020.082Z5W	323
INNOT200.100.062Z5W	326	INNOV100.200.041Z3CCB	327	INNOV200.020.100Z3C	328
INNOT200.200.062Z4C	325	INNOV100.200.041Z4C	329	INNOV200.020.100Z4C	329
INNOT200.200.062Z4W	325	INNOV120.020.038Z4C	322	INNOV200.200.060Z3C	328
INNOT200.200.062Z5W	326	INNOV120.020.038Z4W	322	INNOV200.200.060Z3CCB	327
INNOT200.250.062Z4C	325	INNOV120.020.038Z5C	323	INNOV200.200.060Z4C	329
INNOT200.250.062Z5C	326	INNOV120.020.038Z5W	323	INNOV200.200.100Z3C	328
INNOT200.300.062Z4C	325	INNOV120.020.041Z3C	328	INNOV200.200.100Z4C	329
INNOT200.400.062Z4C	325	INNOV120.020.041Z3CCB	327	INNOV200.400.060Z3C	328
INNOT200.400.062Z4W	325	INNOV120.020.041Z4C	329	INNOV200.400.060Z3CCB	327
INNOT200.400.062Z5W	326	INNOV120.020.050Z4C	322	INNOV200.400.060Z4C	329
INNOT200.500.062Z4C	325	INNOV120.020.050Z4W	322	INNOV200.400.100Z3C	328
INNOT250.020.069Z4C	325	INNOV120.020.050Z5C	323	INNOV200.400.100Z3CCB	327
INNOT250.100.069Z4C	325	INNOV120.020.050Z5W	323	INNOV200.400.100Z4C	329
INNOT250.200.069Z4C	325	INNOV120.200.041Z3C	328	INNOV250.040.070Z4C	322
INNOT250.300.069Z4C	325	INNOV120.200.041Z3CCB	327	INNOV250.040.070Z4W	322
INNOT250.400.069Z4C	325	INNOV120.200.041Z4C	329	INNOV250.040.070Z5C	323
INNOT250.400.069Z4W	325	INNOV120.400.041Z3C	328	INNOV250.040.070Z5W	323
INNOT250.500.069Z4C	325	INNOV120.400.041Z3CCB	327	INNOV250.040.095Z4C	322
INNOV060.010.019Z4C	322	INNOV120.400.041Z4C	329	INNOV250.040.095Z4W	322
INNOV060.010.019Z4W	322	INNOV160.020.050Z4C	322	INNOV250.040.095Z5C	323
INNOV060.010.019Z5C	323	INNOV160.020.050Z4W	322	INNOV250.040.095Z5W	323
INNOV060.010.019Z5W	323	INNOV160.020.050Z5C	323	INRAP040.200.012Z4	314
INNOV060.010.025Z4C	322	INNOV160.020.050Z5W	323	INRAP040.200.020Z4	314
INNOV060.010.025Z4W	322	INNOV160.020.060Z3CCB	327	INRAP060.300.020Z4	314
INNOV060.010.025Z5C	323	INNOV160.020.066Z4C	322	INRAP060.300.030Z4	314
INNOV060.010.025Z5W	323	INNOV160.020.066Z4W	322	INRAP080.400.026Z4	314
INNOV080.010.025Z4C	322	INNOV160.020.066Z5C	323	INRAP080.400.040Z4	314
INNOV080.010.025Z4W	322	INNOV160.020.066Z5W	323	INRAP100.500.028Z4	314
INNOV080.010.025Z5C	323	INNOV160.050.040Z4C	329	INRAP100.500.040Z4	314
INNOV080.010.025Z5W	323	INNOV160.050.060Z3C	328	INRAP120.600.030Z4	314
INNOV080.010.033Z4C	322	INNOV160.200.047Z3CCB	327	INRAP160.800.032Z4	314
INNOV080.010.033Z4W	322	INNOV160.200.060Z3C	328	INROC003.015.004Z2	310
INNOV080.010.033Z5C	323	INNOV160.200.060Z3CCB	327	INROC003.015.009Z2	310
INNOV080.010.033Z5W	323	INNOV160.200.060Z4C	329	INROC003.015.015Z2	310
INNOV080.020.040Z3C	328	INNOV160.200.065Z3C	328	INROC003.015.020Z2	310
INNOV080.020.041Z3CCB	327	INNOV160.200.065Z4C	329	INROC003.015.030Z2	310
INNOV080.020.041Z4C	329	INNOV160.200.080Z3C	328	INROC004.020.006Z2	310
INNOV080.200.040Z4C	329	INNOV160.200.080Z4C	329	INROC004.020.012Z2	310
INNOV080.200.041Z3C	328	INNOV160.400.060Z3C	328	INROC004.020.020Z2	310
INNOV080.200.041Z3CCB	327	INNOV160.400.060Z3CCB	327	INROC004.020.030Z2	310
INNOV100.010.032Z4C	322	INNOV160.400.060Z4C	329	INROC004.020.035Z2	310
INNOV100.010.032Z4W	322	INNOV200.020.060Z3CCB	327	INROC004.020.040Z2	310
INNOV100.010.032Z5C	323	INNOV200.020.062Z4C	322	INROC005.025.007Z2	310
INNOV100.010.032Z5W	323	INNOV200.020.062Z4W	322	INROC005.025.015Z2	310
INNOV100.010.042Z4C	322	INNOV200.020.062Z5C	323	INROC005.025.030Z2	310
INNOV100.010.042Z4W	322	INNOV200.020.062Z5W	323	INROC005.025.050Z2	310
INNOV100.010.042Z5C	323	INNOV200.020.065Z3C	328	INROC006.030.009Z2	310
INNOV100.010.042Z5W	323	INNOV200.020.065Z4C	329	INROC006.030.018Z2	310
INNOV100.020.041Z3C	328	INNOV200.020.082Z4C	322	INROC006.030.030Z2	310

INDEX / INDEX ALPHANUMÉRIQUE

Designation Ref. de l'article	Page	Designation Ref. de l'article	Page	Designation Ref. de l'article	Page
INROC006.030.050Z2	310	INSLO040.200.030Z2K15	316	IXE414-002	137
INROC006.030.060Z2	310	INSLO040.200.040Z2K10	316	IXE414-002-P	137
INROC008.040.012Z2	310	INSLO040.200.040Z2K14	316	IXE414-003	137
INROC008.040.024Z2	310	INSLO040.200.040Z2K15	316	IXE414-004	137
INROC010.050.015Z2	310	INSLO040.200.045Z2K25	316	IXH415-G01	138
INROC010.050.030Z2	310	INSLO040.200.060Z2K15	317	IXH415-G01-P	138
INROC010.050.060Z2	310	INSLO040.200.065Z2K09	317	IXH415-G02	138
INROC010.050.080Z2	310	INSLO050.250.040Z2K08	317	IXH415-G03	138
INROC010.050.100Z2	310	INSLO060.300.040Z2K15	317	IXH415-G04	138
INROC012.060.018Z2	310	INSLO060.300.064Z2K09	317	IXH416-G01	139
INROC012.060.036Z2	310	INSLO060.300.065Z2K10	317	IXH416-G01-P	139
INROC015.075.022Z2	310	INSLO060.300.065Z2K15	317	IXH416-G02	139
INROC015.075.045Z2	310	INSLO080.400.060Z2K09	317	IXH416-G03	139
INROC015.075.080Z2	310	INTUR040.100.020Z4	320	IXH416-G04	139
INROC015.075.120Z2	310	INTUR040.100.028Z4	320	KJ5D035R00	94
INROC020.100.030Z2	310	INTUR060.050.035Z4	320	KJ5D040R00	94
INROC020.100.060Z2	310	INTUR060.150.030Z4	320	KJ5D050R00	94
INROC020.100.080Z2	310	INTUR060.150.042Z4	320	KJ5D063R00	94
INROC020.100.120Z2	311	INTUR060.150.054Z4	320	KJ5G050R00	95
INROC020.100.160Z2	311	INTUR080.200.040Z4	320	KJ5G063R00	95
INROC020.100.200Z2	311	INTUR080.200.056Z4	320	KJ5G080R00	95
INSLO010.050.030Z2K15	316	INTUR080.200.072Z4	320	KJ5G100R00	95
INSLO010.050.039Z2K37	316	INTUR100.200.050Z4	320	KJ5G125R00	95
INSLO013.065.018Z2K15	316	INTUR100.200.070Z4	320	KJ5P063R00	96
INSLO013.065.026Z2K15	316	INTUR100.200.090Z4	320	KJ5P080R00	96
INSLO015.075.015Z2K04	316	INTUR120.200.060Z4	320	KJ5P100R00	96
INSLO015.075.015Z2K09	316	INTUR120.200.084Z4	320	KJ5P125R00	96
INSLO015.075.020Z2K04	316	INTUR120.200.108Z4	320	KJ5P160R00	96
INSLO015.075.020Z2K09	316	IS12	412	KJ6D040R00	94
INSLO015.075.030Z2K15	316	IS14	416	KJ6D050R00	94
INSLO015.075.050Z2K30	316	IS21	420	KJ6D063R00	94
INSLO020.100.020Z2K04	316	IS23	436	KJ6G050R00	95
INSLO020.100.020Z2K09	316	IS30	426	KJ6G063R00	95
INSLO020.100.025Z2K04	316	IS32	438	KJ6G080R00	95
INSLO020.100.025Z2K09	316	IS40	432	KJ6G100R00	95
INSLO020.100.025Z2K15	316	IS45	440	KJ6G125R00	95
INSLO020.100.032Z2K15	316	IS63	442	KJ6P063R00	96
INSLO020.100.045Z2K09	316	ISO 4762 M5x16-12.9	122	KJ6P080R00	96
INSLO020.100.045Z2K14	316	IXE412-001	133	KJ6P100R00	96
INSLO020.100.060Z2K09	316	IXE412-001-P	133	KJ6P125R00	96
INSLO020.100.060Z2K14	316	IXE412-002	133	KJ6P160R00	96
INSLO025.125.035Z2K15	316	IXE412-002-P	133	KOMT050104R	344
INSLO025.125.040Z2K15	316	IXE412-003	133	KR012-002	105
INSLO030.150.030Z2K15	316	IXE412-004	133	LD2600078JGR00	352
INSLO030.150.040Z2K10	316	IXE413-001	137	LD2600130JGR00	353
INSLO030.150.040Z2K15	316	IXE413-001-P	137	LD2700081JGR00	352
INSLO030.150.040Z2K22	316	IXE413-002	137	LD2700135JGR00	353
INSLO030.150.050Z2K10	316	IXE413-002-P	137	LD2800084JGR00	352
INSLO030.150.050Z2K15	316	IXE413-003	137	LD2800140JGR00	353
INSLO030.150.063Z2K14	316	IXE413-004	137	LD2900087JGR00	352
INSLO030.150.065Z2K09	316	IXE414-001	137	LD2900145JGR00	353
INSLO040.200.030Z2K10	316	IXE414-001-P	137	LD3000090JGR00	352

INDEX / INDEX ALPHANUMÉRIQUE

Designation Ref. de l'article	Page	Designation Ref. de l'article	Page	Designation Ref. de l'article	Page
LD3000150JGR00	353	LW 4	345	LYEU12180NT-1	413
LD3100093JGR00	352	LYER27080UN	437	LYEU12180UN-1	413
LD3100155JGR00	353	LYER27100IS	437	LYEU12190BT-1	413
LD3200096JHR00	352	LYER27110BT	437	LYEU12190BW-1	413
LD3200160JHR00	353	LYER27110BW	437	LYEU12200UN-1	413
LD3300099JHR00	352	LYER27115NT	437	LYEU12240UN-1	413
LD3300165JHR00	353	LYER27120UN	437	LYEU12280UN-1	413
LD3400102JHR00	352	LYER27150IS	437	LYEU12320UN-1	413
LD3400170JHR00	353	LYER27160UN	437	LYEU14050IS-1	417
LD3500105JHR00	352	LYER27200IS	437	LYEU14075IS-1	417
LD3500175JHR00	353	LYER27240UN	437	LYEU14075IS-X-1	417
LD3600108JHR00	352	LYER27300IS	437	LYEU14100IS-1	417
LD3600180JHR00	353	LYER32060UN	439	LYEU14100IS-X-1	417
LD3700111JHR00	352	LYER32080UN	439	LYEU14100UN-1	417
LD3700185JHR00	353	LYER32110BT	439	LYEU14120UN-1	417
LD3800114JHR00	352	LYER32110BW	439	LYEU14120UN-X-1	417
LD3800190JHR00	353	LYER32115NT	439	LYEU14125IS-1	417
LD3900117JHR00	352	LYER32120UN	439	LYEU14125IS-X-1	417
LD3900195JHR00	353	LYER32150IS	439	LYEU14140BT-1	417
LD4000120JHR00	352	LYER32160UN	439	LYEU14140BW-1	417
LD4000200JHR00	353	LYER32200IS	439	LYEU14140NF-1	417
LPA2600R01	354	LYER32300IS	439	LYEU14140NT-1	417
LPA2650R01	354	LYER32400IS	439	LYEU14140UN-1	417
LPA2700R01	354	LYER37060UN	441	LYEU14140UN-X-1	417
LPA2750R01	354	LYER37080UN	441	LYEU14150IS-1	417
LPA2800R01	354	LYER37110BT	441	LYEU14150IS-X-1	417
LPA2850R01	354	LYER37110BW	441	LYEU14160BW-1	417
LPA2900R01	354	LYER37115NT	441	LYEU14160UN-1	417
LPA2950R01	354	LYER37120UN	441	LYEU14160UN-X-1	417
LPA3000R01	354	LYER37150IS	441	LYEU14175IS-1	417
LPA3050R01	354	LYER37160UN	441	LYEU14175IS-X-1	417
LPA3100R01	354	LYER37200IS	441	LYEU14180NF-1	417
LPA3150R01	354	LYER37300IS	441	LYEU14180NT-1	417
LPA3200R01	354	LYER37400IS	441	LYEU14180PG-1	417
LPA3250R01	354	LYER38060UN	443	LYEU14180UN-1	417
LPA3300R01	354	LYER38080UN	443	LYEU14180UN-X-1	417
LPA3350R01	354	LYER38110BT	443	LYEU14190BT-1	417
LPA3400R01	354	LYER38110BW	443	LYEU14190BW-1	417
LPA3450R01	354	LYER38115NT	443	LYEU14200BW-1	417
LPA3500R01	354	LYER38120UN	443	LYEU14200IS-1	417
LPA3550R01	354	LYER38150IS	443	LYEU14200IS-X-1	417
LPA3600R01	354	LYER38160UN	443	LYEU14200UN-1	417
LPA3650R01	354	LYER38200IS	443	LYEU14200UN-X-1	417
LPA3700R01	354	LYER38300IS	443	LYEU14240BW-1	417
LPA3750R01	354	LYER38400IS	443	LYEU14240UN-1	417
LPA3800R01	354	LYEU12050IS-1	413	LYEU14240UN-X-1	417
LPA3850R01	354	LYEU12075IS-1	413	LYEU14250IS-1	417
LPA3900R01	354	LYEU12100IS-1	413	LYEU14250IS-X-1	417
LPA3950R01	354	LYEU12125IS-1	413	LYEU14270UN-1	417
LPA4000R01	354	LYEU12150IS-1	413	LYEU14280UN-1	417
LPA4050R01	354	LYEU12160UN-1	413	LYEU14280UN-X-1	417
LPA4100R01	354	LYEU12180NF-1	413	LYEU14320UN-1	417

INDEX / INDEX ALPHANUMÉRIQUE

Designation Ref. de l'article	Page	Designation Ref. de l'article	Page	Designation Ref. de l'article	Page
LYEU14320UN-X-1	417	LYEU30115NF-1	427	LYEU40300IS-1	433
LYEU21070UN-1	421	LYEU30115NT-1	427	LYEU40300IS-X-1	433
LYEU21080UN-1	421	LYEU30120UN-1	427	LYEU40350IS-1	433
LYEU21100IS-1	421	LYEU30120UN-X-1	427	LYEU40400IS-1	433
LYEU21100IS-X-1	421	LYEU30140BW-1	427	LYEU40400IS-X-1	433
LYEU21100UN-1	421	LYEU30140UN-1	427	LYEU40450IS-1	433
LYEU21100UN-X-1	421	LYEU30140UN-X-1	427	LYEU40500IS-1	433
LYEU21110BT-1	421	LYEU30150IS-1	427	LYEU40500IS-X-1	433
LYEU21110BW-1	421	LYEU30150IS-X-1	427	LYEU40550IS-1	433
LYEU21115NF-1	421	LYEU30160BW-1	427	LYEU40600IS-1	433
LYEU21115NT-1	421	LYEU30160PG-1	427	LYEU40600IS-X-1	433
LYEU21120UN-1	421	LYEU30160UN-1	427	M 10 CLAMP SCREW SEM 22	553
LYEU21120UN-X-1	421	LYEU30160UN-X-1	427	M 12 CLAMP SCREW SEM 27	553
LYEU21140BT-1	421	LYEU30180UN-1	427	M 16 CLAMP SCREW SEM 32	553
LYEU21140BW-1	421	LYEU30180UN-X-1	427	M 20 CLAMP SCREW SEM 40	553
LYEU21140NF-1	421	LYEU30200IS-1	427	M 24 CLAMP SCREW SEM 50	553
LYEU21140NT-1	421	LYEU30200IS-X-1	427	M 8 CLAMP SCREW SEM 16	553
LYEU21140UN-1	421	LYEU30200UN-1	427	MNCU060304FR-P	36
LYEU21140UN-X-1	421	LYEU30200UN-X-1	427	MNCU060308FR-P	36
LYEU21150IS-1	421	LYEU30300IS-1	427	MNHU060308R	36
LYEU21150IS-X-1	421	LYEU30300IS-X-1	427	MNHU060308R-PH	36
LYEU21160BW	421	LYEU30350IS-1	427	MNHU060316R	36
LYEU21160PG-1	421	LYEU30350IS-X-1	427	MNHU060316R-PH	36
LYEU21160UN-1	421	LYEU30400IS-1	427	MOD06T06SK016	290
LYEU21160UN-X-1	421	LYEU30400IS-X-1	427	MOD08T06SK016	290
LYEU21175IS-1	421	LYEU30450IS-1	427	MOD08T06SK025	290
LYEU21180PG-1	421	LYEU30500IS-1	427	MOD08T08SK016	290
LYEU21180UN-1	421	LYEU40040UN-1	433	MOD08T08SK025	290
LYEU21180UN-X-1	421	LYEU40045UN-1	433	MOD10T06SK025	290
LYEU21190BW-1	421	LYEU40060UN-1	433	MOD10T08SK020	290
LYEU21200BW-1	421	LYEU40060UN-X-1	433	MOD10T08SK025	290
LYEU21200IS-1	421	LYEU40080BW-1	433	MOD12T08SK020	290
LYEU21200IS-X-1	421	LYEU40080NF-1	433	MOD12T08SK025	290
LYEU21200UN-1	421	LYEU40080NT-1	433	MTEC 06022C5 0.5ISO	456
LYEU21200UN-X-1	421	LYEU40080UN-1	433	MTEC 06031C7 0.7ISO	456
LYEU21240UN-1	421	LYEU40080UN-X-1	433	MTEC 06036C9 0.8ISO	456
LYEU21240UN-X-1	421	LYEU40100UN-1	433	MTEC 06038C10 0.5ISO	456
LYEU21250IS-1	421	LYEU40100UN-X-1	433	MTEC 06045C10 0.75ISO	456
LYEU21250IS-X-1	421	LYEU40110BT-1	433	MTEC 06045C12 20UN	458
LYEU21300IS-1	421	LYEU40110BW-1	433	MTEC 0604C10 1.0ISO	456
LYEU21300IS-X-1	421	LYEU40115NF	433	MTEC 0604C11 28UN	458
LYEU21350IS-1	421	LYEU40115NT-1	433	MTEC 0604C14 1.0ISO	456
LYEU30060UN-1	427	LYEU40120UN-1	433	MTEC 0605C14 1.25ISO	456
LYEU30060UN-X-1	427	LYEU40120UN-X-1	433	MTEC 0605C14 18UN	458
LYEU30080NF-1	427	LYEU40140UN-1	433	MTEC 0605C14 24UN	458
LYEU30080NT-1	427	LYEU40140UN-X-1	433	MTEC 0605C19 1.25ISO	456
LYEU30080UN-1	427	LYEU40150IS-1	433	MTEC 0606C12 1.0ISO	456
LYEU30080UN-X-1	427	LYEU40150IS-X-1	433	MTEC 0606C14 28UN	458
LYEU30100UN-1	427	LYEU40160UN-1	433	MTEC 0606C16 16UN	458
LYEU30100UN-X-1	427	LYEU40160UN-X-1	433	MTEC 0606C9 27NPT	460
LYEU30110BT-1	427	LYEU40200IS-1	433	MTEC 0606C9 27NPTF	460
LYEU30110BW-1	427	LYEU40200IS-X-1	433	MTEC 0606C9 28BSPT	459

INDEX / INDEX ALPHANUMÉRIQUE

Designation Ref. de l'article	Page	Designation Ref. de l'article	Page	Designation Ref. de l'article	Page
MTEC 0606C9 28W	459	MTECB 06032C6 32UN	449	MTECD 0604C14 0.8ISO	464
MTEC 0807C17 1.5ISO	456	MTECB 06038C10 0.5ISO	448	MTECD 08047C14 1.0ISO	464
MTEC 0807C20 14UN	458	MTECB 06038C9 0.8 ISO	448	MTECD 08061D18 1.25ISO	464
MTEC 0807C21 20UN	458	MTECB 06045C10 0.75ISO	448	MTECD 08078D23 1.5ISO	464
MTEC 0807C21 24UN	458	MTECB 06046C10 1.0ISO	448	MTECD 1009D26 1.75ISO	464
MTEC 0807C24 1.5ISO	456	MTECB 06046C14 1.0ISO	448	MTECD 12118D35 2.0ISO	464
MTEC 0808C14 18NPT	460	MTECB 06056C14 18UN	449	MTECI 0605D20 A60	447
MTEC 0808C14 18NPTF	460	MTECB 0605C11 28UN	449	MTECI 0808D28 A60	447
MTEC 0808C14 19BSPT	459	MTECB 0606C12 1.0ISO	448	MTECI 0808D30 A60	447
MTEC 0808C14 19W	459	MTECB 0606C14 1.25ISO	448	MTECI 1010D35 A60	447
MTEC 0808C20 1.75ISO	456	MTECB 0606C14 32UN	449	MTECI 1212E40 A60	447
MTEC 0808C22 13UN	458	MTECB 0606C19 1.25ISO	448	MTECI 1614E45 A60	447
MTEC 0808C28 1.75ISO	456	MTECB 08066C14 24UN	449	MTECI 1616E50 A60	447
MTEC 0808D16 1.0ISO	456	MTECB 08067C16 16UN	449	MTECS 03011C4 0.3ISO	461
MTEC 1010C26 12UN	458	MTECB 08076C10 27NPT	451	MTECS 03012C5 0.35ISO	461
MTEC 1010C27 2.0ISO	456	MTECB 08077C20 14UN	449	MTECS 03016C6 0.4ISO	461
MTEC 1010C28 11UN	458	MTECB 08078C14 28BSPT	450	MTECS 06012C4 80UN	462
MTEC 1010C39 2.0ISO	456	MTECB 08078C14 28W	450	MTECS 06016C4 0.4ISO	461
MTEC 1010D21 1.5ISO	456	MTECB 08078C17 1.5ISO	448	MTECS 06017C5 0.45ISO	461
MTEC 1010D26 18UN	458	MTECB 08078C24 1.5ISO	448	MTECS 06019C5 48UN	462
MTEC 1212C24 11W	459	MTECB 0808C21 20UN	449	MTECS 06021C6 40UN	462
MTEC 1212C34 10UN	458	MTECB 0808D16 1.0ISO	448	MTECS 06024C6 0.5ISO	461
MTEC 1212D19 14BSPT	459	MTECB 0808D21 24UN	449	MTECS 06024C9 0.5ISO	461
MTEC 1212D19 14W	459	MTECB 10092C22 13UN	449	MTECS 06024C9 40UN	462
MTEC 1212D20 14NPT	460	MTECB 1009C20 1.75ISO	448	MTECS 06025C7 32UN	462
MTEC 1212D20 14NPTF	460	MTECB 1009C28 1.75ISO	448	MTECS 06028C7 0.6ISO	461
MTEC 1212D26 14W	459	MTECB 1010C27 2.0ISO	448	MTECS 0602C5 0.45ISO	461
MTEC 1212D27 2.0ISO	456	MTECB 1010D16 18NPT	451	MTECS 0602C7 0.45ISO	461
MTEC 1212D31 16UN	458	MTECB 1010D16 19BSPT	450	MTECS 06031C12 0.7ISO	461
MTEC 1212E27 20UN	458	MTECB 1010D16 19W	450	MTECS 06031C9 0.7ISO	461
MTEC 1414D33 2.5ISO	456	MTECB 1010D21 1.5ISO	448	MTECS 06032C12 32UN	462
MTEC 1414D48 2.5ISO	456	MTECB 1010D22 20UN	449	MTECS 06032C9 32UN	462
MTEC 1615C38 9UN	458	MTECB 1010D24 1.0ISO	448	MTECS 06033C9 36UN	462
MTEC 1615E37 14UN	458	MTECB 12113D26 18UN	449	MTECS 06035C10 24UN	462
MTEC 1616C40 3.0ISO	456	MTECB 12118D27 2.0ISO	448	MTECS 06037C10 32UN	462
MTEC 1616C42 8UN	458	MTECB 12118D39 2.0ISO	448	MTECS 06037C15 32UN	462
MTEC 1616C58 3.0ISO	456	MTECB 1212D26 1.5ISO	448	MTECS 06038C12 0.8ISO	461
MTEC 1616D27 11.5NPT	460	MTECB 16144D34 10UN	449	MTECS 06038C16 0.8ISO	461
MTEC 1616D28 11BSPT	459	MTECB 16155D22 14NPT	451	MTECS 06047C14 1.0ISO	461
MTEC 1616D38 11W	459	MTECB 1615E33 2.5ISO	448	MTECS 06047C14 20UN	462
MTEC 1616E41 12UN	458	MTECB 1615E48 2.5ISO	448	MTECS 06047C19 20UN	462
MTEC 1616F33 1.5ISO	456	MTECB 1616C38 9UN	449	MTECS 06047C20 1.0ISO	461
MTEC 2020D39 8NPT	460	MTECB 1616D28 11BSPT	450	MTECS 0605C14 28UN	462
MTEC 2020E47 11W	459	MTECB 1616D38 11W	450	MTECS 0605C19 28UN	462
MTEC 2020F41 2.0ISO	456	MTECB 1616E26 14BSPT	450	MTECS 0606C17 18UN	462
MTEC E 1010C17 2.0ISO	457	MTECB 1616E26 14W	450	MTECS 0606C18 1.25ISO	461
MTEC E 1010D15 1.5ISO	457	MTECB 1616F33 1.5ISO	448	MTECS 0606C23 18UN	462
MTEC E 1010D16 1.0ISO	457	MTECB 2018D40 3.0ISO	448	MTECS 0606C24 1.25ISO	461
MTEC E 1212D20 1.5ISO	457	MTECB 2018D58 3.0ISO	448	MTECS 08066C17 24UN	462
MTEC E 1212D21 2.0ISO	457	MTECB 20195D42 8UN	449	MTECS 08066C24 24UN	462
MTEC E 1212E20 1.0ISO	457	MTECB 2020D39 8NPT	451	MTECS 08067C22 16UN	462
MTECB 06031C7 0.7ISO	448	MTECD 06032C11 0.7ISO	464	MTECS 08077C25 14UN	462

INDEX / INDEX ALPHANUMÉRIQUE

Designation Ref. de l'article	Page	Designation Ref. de l'article	Page	Designation Ref. de l'article	Page
MTECS 08078C23 1.5ISO	461	MTECZ 08067C16 16UN	453	MTED48-1-W40-40	432
MTECS 0808C25 20UN	462	MTECZ 08076C10 27NPT	454	MTED50-2-W40-40	432
MTECS 10092C27 13UN	462	MTECZ 08076C10 27NPTF	455	MTFD063-4-22-30	430
MTECS 1009C26 1.75ISO	461	MTECZ 08077C20 14UN	453	MTFD063-5-22-21	424
MTECS 12114C34 11UN	462	MTECZ 08078C14 28W	454	MTFD080-4-27-30	430
MTECS 12118D35 2.0ISO	461	MTECZ 08078C17 1.5ISO	452	MTFD080-4-27-40	434
MTECS 1615E43 2.5ISO	461	MTECZ 0808C21 20UN	453	MTFD100-4-32-30	430
MTECSH 06012C4 80UN	465	MTECZ 0808D16 1.0ISO	452	MTFD100-4-32-40	434
MTECSH 06016C4 0.4ISO	463	MTECZ 10092C22 13UN	453	MULTI CLAMP 100 A/C	571
MTECSH 06017C5 0.45ISO	463	MTECZ 1009C20 1.75ISO	452	MULTI CLAMP 40 E/F	571
MTECSH 06019C5 48UN	465	MTECZ 1009C28 1.75ISO	452	MULTI CLAMP 50 A/C	571
MTECSH 06021C6 40UN	465	MTECZ 1010C27 2.0ISO	452	MULTI CLAMP 50 E/F	571
MTECSH 06024C6 0.5ISO	463	MTECZ 1010D16 18NPT	454	MULTI CLAMP 63 A/C	571
MTECSH 06024C7 40UN	465	MTECZ 1010D16 18NPTF	455	MULTI CLAMP 63 E/F	571
MTECSH 06024C9 0.5ISO	463	MTECZ 1010D16 19W	454	MW 4.3X8	395
MTECSH 06028C7 0.6ISO	463	MTECZ 1010D21 1.5ISO	452	MW 5.5X10	395
MTECSH 0602C5 0.45ISO	463	MTECZ 1010D22 20UN	453	MW 6.4X12	395
MTECSH 0602C7 0.45ISO	463	MTECZ 12105C26 12UN	453	NBEU1603MOR	195
MTECSH 06031C12 0.7ISO	463	MTECZ 12113D26 18UN	453	NBEU1603MOR-ML	195
MTECSH 06031C9 0.7ISO	463	MTECZ 12114C28 11UN	453	NBEU2004MOR	195
MTECSH 06032C12 32UN	465	MTECZ 12118D27 2.0ISO	452	NBEU2004MOR-ML	195
MTECSH 06032C9 32UN	465	MTECZ 1212D26 1.5ISO	452	NBEU2505MOR	195
MTECSH 06033C9 36UN	465	MTECZ 1212D31 16UN	453	NBEU2505MOR-ML	195
MTECSH 06035C10 24UN	465	MTECZ 1212E27 20UN	453	NBEU3207MOR	195
MTECSH 06037C10 32UN	465	MTECZ 16144D34 10UN	453	NQHG0802MOR-FM	199
MTECSH 06037C15 32UN	465	MTECZ 16155D22 14NPTF	455	NQHG0802MOR-SM	199
MTECSH 06038C12 0.8ISO	463	MTECZ 1615E33 2.5ISO	452	NQHG1003MOR-FM	199
MTECSH 06038C16 0.8ISO	463	MTECZ 1616D38 11W	454	NQHG1003MOR-SM	199
MTECSH 06042C11 28UN	465	MTECZ 1616E26 14W	454	NQHG1203MOR-FM	199
MTECSH 06047C14 1.0ISO	463	MTECZ 1616E33 1.5ISO	452	NQHG1203MOR-SM	199
MTECSH 06047C19 20UN	465	MTECZ 1616E37 14UN	453	NQHG1604MOR-FM	199
MTECSH 06047C20 1.0ISO	463	MTED09.5-1-W20-12	412	NQHG1604MOR-SM	199
MTECSH 0605C14 28UN	465	MTED09.9-1-C08C-12	414	NQHG2005MOR-FM	199
MTECSH 0605C19 28UN	465	MTED09.9-1-W20-12	412	NQHG2005MOR-SM	199
MTECSH 0606C17 18UN	465	MTED12.2-1-W20-14	416	NQHG2506MOR-FM	199
MTECSH 0606C18 1.25ISO	463	MTED13.7-1-C10C-14	418	NQHG2506MOR-SM	199
MTECSH 0606C23 18UN	465	MTED13.7-1-C10C-14-B	418	NQHG3007MOR-FM	199
MTECSH 0606C24 1.25ISO	463	MTED14.5-1-W20-14	416	NQHG3007MOR-SM	199
MTECSH 08066C17 24UN	465	MTED15.2-1-C12C-14	418	NQHG3207MOR-FM	199
MTECSH 08066C24 24UN	465	MTED17.0-1-W20-14	416	NQHG3207MOR-SM	199
MTECSH 08067C22 16UN	465	MTED18-1-W20-21	420	NUT ER11 UM	570
MTECSH 08078C23 1.5ISO	463	MTED20.0-2-W20-14	416	NUT ER16 TOP	570
MTECSH 10092C27 13UN	465	MTED21-1-C16C-21	422	NUT ER16 UM	570
MTECSH 1009C26 1.75ISO	463	MTED21-1-C16C-21-B	422	NUT ER20 TOP	570
MTECSH 12118D35 2.0ISO	463	MTED21-1-W20-21	420	NUT ER20 UM	570
MTECSH 1212D35 18UN	465	MTED25-1-W20-21	420	NUT ER25 TOP	570
MTECZ 06048C10 1.0ISO	452	MTED27-1-C20C-30	428	NUT ER25 UM	570
MTECZ 06056C14 18UN	453	MTED29-1-W25-30	426	NUT ER32 TOP	570
MTECZ 0606C12 1.0ISO	452	MTED30-2-W25-21	420	NUT ER32 UM	570
MTECZ 0606C14 1.25ISO	452	MTED31-1-W25-30	426	NUT ER40 TOP	570
MTECZ 0606C14 28UN	453	MTED38-1-W32-30	426	NUT ER40 UM	570
MTECZ 0606C19 1.25ISO	452	MTED40-2-W32-30	426	NUT ER50 UM	570

INDEX / INDEX ALPHANUMÉRIQUE

Designation Ref. de l'article	Page	Designation Ref. de l'article	Page	Designation Ref. de l'article	Page
OFCT05T3AFFN-P	113	OP6N315R00	111	PS BT40 90 M16 MAS3	551
OFCT05T3AFIN-HR	113	PA-5233	122	PS BT40 90 M16 MAS3 B	551
OFCT05T3TN	113	PAD-GO05-060CD-SB	405	PS BT50 45 M24 MAS1	551
OFCT0705AFFN-P	115	PAD-GO05-075CD-SB	405	PS BT50 45 M24 MAS1 B	551
OFCT0705AFFR-W	115	PAD-GO06-085CD-SA	407	PS BT50 60 M24 MAS2	551
OFCT0705AFIN-HR	115	PAD-GO06-085CD-SB	407	PS BT50 60 M24 MAS2 B	551
OFMT05T3AFN-HR	113	PAD-GO06-100CD-SA	407	PS BT50 90 M24 MAS3	551
OFMT0705AFR-HR	115	PAD-GO06-100CD-SB	407	PS BT50 90 M24 MAS3 B	551
OFMT0705AFIN	115	PAD-GO06CD-SA	407	PS CAT30 45 M12 ISO B	550
OFMW05T3AFIN	113	PAD-GO06CD-SB	407	PS CAT40 45 M16 ISO B	550
OFMW0705AFIN	115	PAR5092	79	PS CAT50 45 M24 ISO B	550
ON5H050R00	110	PASSFEDER A10x8x32	567	PS SK 40 15 M16 DIN O	550
ON5H063R00	110	PASSFEDER A12x8x36	567	PS SK 40 15 M16 DIN O B	550
ON5H080R00	110	PASSFEDER A4x4x20	567	PS SK40 15 M16 DIN	550
ON5H100R00	110	PASSFEDER A6x6x25	567	PS SK40 15 M16 DIN B	550
ON5H125R00	110	PASSFEDER A7x7x25	567	PS SK50 15 M24 DIN	550
ON5H160R00	110	PASSFEDER A8x7x28	567	PS SK50 15 M24 DIN B	550
ON6H040R00	110	PEMT0502ZCTR-HR	223	Q0125038WWR00	380
ON6H050R00	110	PN072-03	106	Q0130026WWR00	376
ON6H063R00	110	PNCQ0804GNTN	116	Q0130039WWR00	380
ON6H080R00	110	PNCQ0804ZNTN	228	Q0130052WWR00	386
ON6H100R00	110	PNCT0804ZNN-HR	228	Q0130065WWR00	390
ON6H125R00	110	PNCU0805GNFR-HS	116	Q0135041WWR00	380
ON6H160R00	110	PNCU0805GNFR-P	116	Q0140028WWR00	376
ONCQ0906ANN	111	PNCU0805GNR	116	Q0140042WWR00	380
ONCU050520TN	110	PNCU0805GNTR	116	Q0140056WWR00	386
ONCU0505ANEN	110	PNCU0805GNTR-W	116	Q0140070WWR00	390
ONCU0505ANFN-P	110	PRESET ER-JET 10X1.5	557	Q0145044WWR00	380
ONCU0505ANN	110	PRESET ER-JET 12X1	557	Q0150030WWR00	376
ONCU0505ANTN-HR	110	PRESET ER-JET 12X1.75	557	Q0150045WWR00	380
ONCU0505ANTN-W	110	PRESET ER-JET 12X1.75L	557	Q0150060WWR00	386
ONCU090612FN-P	111	PRESET ER-JET 14X1	557	Q0150075WWR00	390
ONCU090612TN-HR	111	PRESET ER-JET 16X2	557	Q0155047WXR00	380
ONCU090612TN-W	111	PRESET ER-JET 16X2L	557	Q0160032WXR00	376
ONCU090630TN	111	PRESET ER-JET 18X1	557	Q0160048WXR00	380
ONCU0906ANFN-WE	111	PRESET ER-JET 18X1.5	557	Q0160064WXR00	386
ONCU0906ANTN-HR	111	PRESET ER-JET 18X1.5L	557	Q0160080WXR00	390
ONCU0906ANTN-W	111	PRESET ER-JET 22X1.5	557	Q0165050WXR00	380
OP5N080R00	112	PRESET ER-JET 22X1.5L	557	Q0170034WXR00	376
OP5N100R00	112	PRESET ER-JET 28X1.5	557	Q0170051WXR00	380
OP5N125R00	112	PRESET ER-JET 8X1	557	Q0170068WXR00	386
OP5N160R00	112	PRESET ER-JET 8X1.25	557	Q0170085WXR00	390
OP5N200R00	112	PRESET SCREW 04X0.7	556	Q0175051WXR00	380
OP5N250R00	112	PRESET SCREW 05X0.8	556	Q0180036WXR00	376
OP5N315R00	112	PRESET SCREW 06X1.0	556	Q0180054WXR00	380
OP6N063R00	111	PRESET SCREW 10X1.5	556	Q0180072WXR00	386
OP6N080R00	111	PRESET SCREW 22X1.5	556	Q0180090WXR00	390
OP6N100R00	111	PRESET SCREW 22X1.5 B	556	Q0185055WXR00	380
OP6N125R00	111	PS BT40 45 M16 MAS1	551	Q0190038WXR00	376
OP6N160R00	111	PS BT40 45 M16 MAS1 B	551	Q0190057WXR00	380
OP6N200R00	111	PS BT40 60 M16 MAS2	551	Q0190076WXR00	386
OP6N250R00	111	PS BT40 60 M16 MAS2 B	551	Q0190095WXR00	390

INDEX / INDEX ALPHANUMÉRIQUE

Designation Ref. de l'article	Page	Designation Ref. de l'article	Page	Designation Ref. de l'article	Page
Q0195057WXR00	380	Q0300090WYR00	382	Q0420168WZR01	388
Q0200040WXR00	376	Q0300120WYR00	388	Q0430086WZR01	378
Q0200060WXR00	380	Q0300150WYR00	392	Q0430129WZR01	382
Q0200080WXR00	386	Q0310062WYR00	378	Q0430172WZR01	388
Q0200100WXR00	390	Q0310093WYR00	382	Q0440088WZR00	378
Q0205061WXR00	380	Q0310124WYR00	388	Q0440132WZR00	382
Q0210042WXR00	376	Q0310155WYR00	392	Q0440176WZR00	388
Q0210063WXR00	380	Q0320064WYR00	378	Q0450090WZR00	378
Q0210084WXR00	386	Q0320096WYR00	382	Q0450135WZR00	382
Q0210105WXR00	390	Q0320128WYR00	388	Q0450180WZR00	388
Q0215064WXR00	380	Q0320160WYR00	392	Q0460092WZR00	378
Q0220044WXR01	376	Q0330066WYR00	378	Q0460138WZR00	382
Q0220066WXR01	380	Q0330099WYR00	382	Q0460184WZR00	388
Q0220088WXR01	386	Q0330132WYR00	388	Q0465140WZR00	382
Q0220110WXR00	390	Q0330165WYR00	392	Q0470094WZR00	378
Q0225067WXR00	380	Q0340068WYR00	378	Q0470141WZR00	382
Q0230046WXR00	376	Q0340102WYR00	382	Q0470188WZR00	388
Q0230069WXR00	380	Q0340136WYR00	388	Q0480096WZR00	378
Q0230092WXR00	386	Q0340170WYR00	392	Q0480144WZR00	382
Q0230115WXR00	390	Q0345104WYR00	382	Q0480192WZR00	388
Q0235070WXR00	380	Q0350070WYR00	378	Q0490098WZR00	378
Q0240048WXR00	376	Q0350105WYR00	382	Q0490147WZR00	382
Q0240072WXR00	380	Q0350140WYR00	388	Q0490196WZR00	388
Q0240096WXR00	386	Q0350175WYR00	392	Q0500100WZR00	378
Q0240120WXR00	390	Q0360072WYR00	378	Q0500150WZR00	382
Q0245074WXR00	380	Q0360108WYR00	382	Q0500200WZR00	388
Q0250050WXR00	376	Q0360144WYR00	388	Q0500250WQR00	392
Q0250075WXR00	380	Q0360180WYR00	392	Q0505152WZR00	382
Q0250100WXR00	386	Q0370074WYR00	378	Q0510133WQR01	394
Q0250125WXR00	390	Q0370111WYR00	382	Q0510153WZR00	384
Q0255077WXR00	380	Q0370148WYR00	388	Q0510186WQR00	396
Q0260052WXR00	376	Q0370185WYR00	392	Q0520156WZR00	384
Q0260078WXR00	380	Q0375113WYR00	382	Q0530159WZR00	384
Q0260104WXR00	386	Q0380076WYR00	378	Q0540140WQR01	394
Q0260130WXR00	390	Q0380114WYR00	382	Q0540162WZR00	384
Q0265079WXR00	380	Q0380152WYR00	388	Q0540196WQR00	396
Q0270054WXR00	376	Q0380190WYR00	392	Q0550165WZR00	384
Q0270081WXR00	380	Q0390078WYR00	378	Q0560168WZR00	384
Q0270108WXR00	386	Q0390117WYR00	382	Q0570155WQR01	394
Q0270135WXR00	390	Q0390156WYR00	388	Q0570171WZR00	384
Q0275083WXR00	380	Q0390195WYR00	392	Q0570217WQR00	396
Q0280056WXR00	376	Q0400080WYR00	378	Q0580174WZR00	384
Q0280084WXR00	382	Q0400120WYR00	382	Q0590177WZR00	384
Q0280112WXR00	386	Q0400160WYR00	388	Q0600180WZR00	384
Q0280140WXR00	392	Q0400200WYR00	392	Q0630165WQR01	394
Q0285085WYR01	382	Q0405122WYR00	382	Q0630231WQR00	396
Q0290058WYR01	376	Q0410082WZR00	378	Q0670183WQR01	394
Q0290087WYR01	382	Q0410123WZR00	382	Q0670256WQR00	396
Q0290116WYR01	386	Q0410164WZR00	388	Q0740200WQR00	394
Q0290145WYR00	392	Q0410205WZR00	392	Q0740280WQR00	396
Q0295088WYR00	382	Q0420084WZR01	378	QHU050040F1R00	212
Q0300060WYR00	378	Q0420126WZR01	382	QHU052040F1R00	212

INDEX / INDEX ALPHANUMÉRIQUE

Designation Ref. de l'article	Page	Designation Ref. de l'article	Page	Designation Ref. de l'article	Page
QHU066050F2R00	212	QR0220088JFR00	368	QR0330132JGR00	370
QHU080050F2R00	212	QR0220110JFR00	372	QR0330165JGR00	374
QHU085050F2R00	212	QR0225069JFR00	364	QR0340068JGR00	362
QHU100050F3R00	212	QR0230046JFR00	360	QR0340102JGR00	366
QHU125063E5R00	212	QR0230069JFR00	364	QR0340136JGR00	370
QHU160063F8R00	212	QR0230092JFR00	368	QR0340170JGR00	374
QR0140028JER00	360	QR0230115JFR00	372	QR0345105JGR00	366
QR0140042JER00	364	QR0235072JFR00	364	QR0350070JGR00	362
QR0140056JER00	368	QR0240048JFR00	360	QR0350105JGR00	366
QR0140070JER00	372	QR0240072JFR00	364	QR0350140JGR00	370
QR0145045JER00	364	QR0240096JFR00	368	QR0350175JGR00	374
QR0150030JER00	360	QR0240120JFR00	372	QR0360072JGR00	362
QR0150045JER00	364	QR0245075JFR00	364	QR0360108JGR00	366
QR0150060JER00	368	QR0250050JFR00	360	QR0360144JGR00	370
QR0150075JER00	372	QR0250075JFR00	364	QR0360180JGR00	374
QR0155048JER00	364	QR0250100JFR00	368	QR0370074JGR00	362
QR0160032JER00	360	QR0250125JFR00	372	QR0370111JGR00	366
QR0160048JER00	364	QR0255078JFR00	364	QR0370148JGR00	370
QR0160064JER00	368	QR0260052JFR00	360	QR0370185JGR00	374
QR0160080JER00	372	QR0260078JFR00	364	QR0375114JGR00	366
QR0165051JFR00	364	QR0260104JFR00	368	QR0380076JGR00	362
QR0170034JFR00	360	QR0260130JFR00	372	QR0380114JGR00	366
QR0170051JFR00	364	QR0265081JFR00	366	QR0380152JGR00	370
QR0170068JFR00	368	QR0270054JFR00	362	QR0380190JGR00	374
QR0170085JFR00	372	QR0270081JFR00	366	QR0390078JGR00	362
QR0175036JFR00	360	QR0270108JFR00	370	QR0390117JGR00	366
QR0175054JFR00	364	QR0270135JFR00	374	QR0390156JGR00	370
QR0175072JFR00	368	QR0275084JFR00	366	QR0390195JGR00	374
QR0180036JFR00	360	QR0280056JFR00	362	QR0400080JGR00	362
QR0180054JFR00	364	QR0280084JFR00	366	QR0400120JGR00	366
QR0180072JFR00	368	QR0280112JFR00	370	QR0400160JGR00	370
QR0180090JFR00	372	QR0280140JFR00	374	QR0400200JGR00	374
QR0185057JFR00	364	QR0285087JGR00	366	QR0405123JGR00	366
QR0190038JFR00	360	QR0290058JGR00	362	QR0410082JHR00	362
QR0190057JFR00	364	QR0290087JGR00	366	QR0410123JHR00	366
QR0190076JFR00	368	QR0290116JGR00	370	QR0410164JHR00	370
QR0190095JFR00	372	QR0290145JGR00	374	QR0410205JHR00	374
QR0195040JFR00	360	QR0295090JGR00	366	QR0420084JHR00	362
QR0195060JFR00	364	QR0300060JGR00	362	QR0420126JHR00	366
QR0195080JFR00	368	QR0300090JGR00	366	QR0420168JHR00	370
QR0200040JFR00	360	QR0300120JGR00	370	QR0420210JHR00	374
QR0200060JFR00	364	QR0300150JGR00	374	QR0430086JHR00	362
QR0200080JFR00	368	QR0310062JGR00	362	QR0430129JHR00	366
QR0200100JFR00	372	QR0310093JGR00	366	QR0430172JHR00	370
QR0205063JFR00	364	QR0310124JGR00	370	QR0430215JHR00	374
QR0210042JFR00	360	QR0310155JGR00	374	QR0440088JHR00	362
QR0210063JFR00	364	QR0320064JGR00	362	QR0440132JHR00	366
QR0210084JFR00	368	QR0320096JGR00	366	QR0440176JHR00	370
QR0210105JFR00	372	QR0320128JGR00	370	QR0440220JHR00	374
QR0215066JFR00	364	QR0320160JGR00	374	QR0450090JHR00	362
QR0220044JFR00	360	QR0330066JGR00	362	QR0450135JHR00	366
QR0220066JFR00	364	QR0330099JGR00	366	QR0450180JHR00	370

INDEX / INDEX ALPHANUMÉRIQUE

Designation Ref. de l'article	Page	Designation Ref. de l'article	Page	Designation Ref. de l'article	Page
QR0450225JHR00	374	RCLT1204M0TN-PH2	182	S010MOD06CA060	524
QR0460092JHR00	362	RCLT1606M0N-CC	183	S010MOD06CA080	524
QR0460138JHR00	366	RCLT1606M0N-CC1	183	S010MOD06CA100	524
QR0460184JHR00	370	RCLT1606M0N-CP	183	S010T06CA020	284
QR0460230JHR00	374	RCLT1606M0TN-PH	183	S010T06CA040	284
QR0465141JHR00	366	RCLT1606M0TN-PH2	183	S010T06CA060	284
QR0470094JHR00	362	RHHT0802M0FN-P	163	S010T06CA064	284
QR0470141JHR00	366	RHHT0802M0TN	163	S010T06CA100	284
QR0470188JHR00	370	RHHT0802M0TN-P	163	S010T06DA010	282
QR0470235JHR00	374	RHHT1003M0FN-P	164	S010T06DA012-01	283
QR0480096JHR00	362	RHHT1003M0TN	164	S010T06DA020	282
QR0480144JHR00	366	RHHT1003M0TN-P	164	S010T06HA020	285
QR0480192JHR00	370	RHHT1204M0FN-P	165	S010T06HA040	285
QR0480240JHR00	374	RHHT1204M0TN	165	S010T06HA060	285
QR0490098JHR00	362	RHHT1204M0TN-P	165	S010T06SA010	282
QR0490147JHR00	366	RHHT1605M0FN-P	166	S010T06SA020	282
QR0490196JHR00	370	RHHT1605M0TN	166	S012MOD06CA030	524
QR0490245JHR00	374	RHHT1605M0TN-P	166	S012MOD06CA031	524
QR0500100JHR00	362	RHHW0602M0TN	162	S012MOD06CA040	524
QR0500150JHR00	366	RHHW0802M0TN	163	S012MOD06CA060	524
QR0500200JHR00	370	RHHW1003M0TN	164	S012MOD06CA080	524
QR0500250JHR00	374	RHHW1204M0TN	165	S012MOD06CA100	524
QR0505153JHR00	366	RHHW1605M0TN	166	S012MOD06CA100-03	524
RC 12.03	561	RHKT1605M0TN-PH2	166	S012MOD06VA020	525
RC 12.04	561	RHKT2006M0TN-PH	177	S012MOD06VA070	525
RC 12.06	561	RHKT2006M0TN-PH2	177	S012T05CK060	287
RC 12.08	561	RHKW1003M0TN	164	S012T05CK080	287
RC 12.10	561	RHKW1204M0TN	165	S012T05HK060	288
RC 20.03	561	RHKW1605M0TN	166	S012T05HK080	288
RC 20.04	561	RHKW2006M0TN	177	S012T05SA150	282
RC 20.05	561	RNLU1004M0N-M	186	S012T06CK060	287
RC 20.06	561	RNLU1004M0N-S	186	S012T06HK060	288
RC 20.08	561	RNLU1205M0N-M	187	S012T08CA020	284
RC 20.10	561	RNLU1205M0N-S	187	S012T08CA020-02	283
RC 20.12	561	RNLU1606M0N-M	190	S012T08CA040	284
RC 20.14	561	RNLU1606M0N-S	190	S012T08CA040-02	283
RC 20.16	561	RPLX10T3M0N-HR	178	S012T08CA060	284
RC 32.03	561	RPLX10T3M0TN-FL	178	S012T08CA060-01	283
RC 32.04	561	RPLX10T3M0TN-HR	178	S012T08CA078	284
RC 32.05	561	RPLX1204M0N-HR1	179	S012T08CA080	284
RC 32.06	561	RPLX1204M0TN-FL	179	S012T08CA080-01	283
RC 32.08	561	RPLX1204M0TN-HR	179	S012T08DA012	282
RC 32.10	561	S008T05CA020	284	S012T08DA014-01	283
RC 32.12	561	S008T05CA040	284	S012T08DA015	282
RC 32.14	561	S008T05CA060	284	S012T08DA042-01	283
RC 32.16	561	S008T05HA020	285	S012T08HA020	285
RC 32.18	561	S008T05HA040	285	S012T08HA040	285
RC 32.20	561	S008T05HA060	285	S012T08HA060	285
RC 32.25	561	S008T05SA015	282	S012T08HA080	285
RCLT1204M0N-CC1	182	S008T05SA070	282	S012T08SA012	282
RCLT1204M0N-CC2	182	S010MOD06CA024	524	S012T08SA015	282
RCLT1204M0N-CP	182	S010MOD06CA031	524	S014MOD08CA024	524

INDEX / INDEX ALPHANUMÉRIQUE

Designation Ref. de l'article	Page	Designation Ref. de l'article	Page	Designation Ref. de l'article	Page
S016MOD08CA055	524	S020MOD10CA055	524	S025T12CK140	287
S016MOD08CA135	524	S020MOD10CA135	524	S025T12HK120	288
S016MOD08CK040	526	S020MOD10CK040	526	S025T12HK140	288
S016MOD08CK060	526	S020MOD10CK060	526	S025T12HK140-01	288
S016MOD08CK080	526	S020MOD10CK080	526	S025T12HK160-01	288
S016MOD08CK100	526	S020MOD10CK100	526	S025T12SK040	286
S016MOD08CK120	526	S020MOD10CK120	526	S025T12SK100	286
S016MOD08HA040	523	S020MOD10HK040	526	S025T15CA060	284
S016MOD08HA060	523	S020MOD10HK060	526	S025T15CA100	284
S016MOD08HA080	523	S020MOD10HK080	526	S025T15CA150	284
S016MOD08HA100	523	S020MOD10HK100	526	S025T15DA035-01	283
S016MOD08HK040	526	S020MOD10HK120	526	S025T15DA050-01	283
S016MOD08HK060	526	S020MOD10VA006	525	S025T15SA035	282
S016MOD08HK080	526	S020MOD10VA024	525	S032MOD16CA207	524
S016MOD08HK100	526	S020MOD10VA070	525	S032MOD16VA014	525
S016MOD08HK120	526	S020MOD10VA125	525	S032MOD16VA090	525
S016MOD08VA006	525	S020T08CK120	287	S032MOD16VA108	525
S016MOD08VA056	525	S020T08HK120	288	S032MOD16VA159	525
S016T05CK100	287	S020T08SA250	282	S032MOD16VA207	525
S016T06CK080	287	S020T08SK080	286	S032T12SK080	286
S016T06CK100	287	S020T10CK100	287	S032T15CK150	287
S016T06CK120	287	S020T10CK120	287	S032T15CK200	287
S016T06HK080	288	S020T10CK140	287	S032T15SA009	282
S016T06HK100	288	S020T10CK160	287	S040T15SK100	286
S016T06HK120	288	S020T10HK100	288	SA050R01	558
S016T06SA200	282	S020T10HK120	288	SA060R01	558
S016T06SK034	286	S020T10HK140	288	SA080-21	568
S016T06SK045	286	S020T10HK160	288	SA080R01	558
S016T08CK080	287	S020T12CA040	284	SA100-45	568
S016T08CK100	287	S020T12CA040-01	283	SA100R01	558
S016T08HK080	288	S020T12CA080	284	SA120R01	558
S016T08HK100	288	S020T12CA080-01	283	SA160R01	558
S016T08SK022	286	S020T12CA120	284	SB025-00	79
S016T10CA040	284	S020T12CA120-01	283	SB040-03	92
S016T10CA040-03	283	S020T12DA025	282	SB040-07	138
S016T10CA060	284	S020T12DA025-01	283	SB060-01	105
S016T10CA060-02	283	S020T12DA048-01	283	SB060-10	100
S016T10CA080	284	S020T12HA040	285	SC050-01	53
S016T10CA100	284	S020T12HA080	285	SC050-14	123
S016T10DA016	282	S020T12HA120	285	SC080-01	138
S016T10DA018	282	S020T12SA025	282	SCLT050204N	377
S016T10DA020-01	283	S025MOD12CA060	524	SCLT050204N-PH	377
S016T10DA042-01	283	S025MOD12CA080	524	SDCT050204FN-P	146
S016T10HA020	285	S025MOD12CA100	524	SDCT080305FN-P	91
S016T10HA040	285	S025MOD12CA157	524	SDE-31-201	131
S016T10HA060	285	S025MOD12CA207	524	SDE-31-202	131
S016T10HA080	285	S025MOD12VA015	525	SDE-42-201	131
S016T10HA100	285	S025MOD12VA045	525	SDE-42-202	131
S016T10SA016	282	S025MOD12VA110	525	SDE-42-203	131
S016T10SA018	282	S025MOD12VA155	525	SDE-43-201	131
S018MOD10CA040	524	S025T10SA250	282	SDE-44-201	131
S019MOD10CA135	524	S025T12CK120	287	SDE-44-202	131

INDEX / INDEX ALPHANUMÉRIQUE

Designation Ref. de l'article	Page	Designation Ref. de l'article	Page	Designation Ref. de l'article	Page
SDE-45-201	131	SF2B250R00	107	SM12-L86-C25	523
SDES090408TN	151	SF2B315R00	107	SM16-L230-C32	523
SDES090416TN-002	151	SGM-44R001	101	SM16-L95-C32	523
SDES090425TN-002	151	SH M4x0.7x12	345	SM18-041-00	20
SDES130508N-PF	213	SH M4x0.7x16	395	SM20-043-00	34
SDES130508N-PF1	213	SH M5X0.8X16	345	SM22-046-00	344
SDES130515N	93	SH M6x1.0x20	395	SM22-052-00	208
SDES130515N-001	93	SHET110502FR-P	50	SM25-024-80	132
SDES130516N-PF	118	SHET110505FR-P	50	SM25-049-00	162
SDES130516N-PF1	118	SHET110508FR-P	50	SM25-054-00	24
SDES130525TN-002	151	SHET110516FR-P	50	SM25-064-00	24
SDES130532R-001	93	SHET110524FN-P	50	SM25-065-R0	39
SDES130540R-001	93	SHET110532FN-P	50	SM25-075-20	191
SDES1305MDR	233	SHET110540FN-P	50	SM25-080-B1	198
SDES1305MDR-001	233	SHGT050204-HP	377	SM30-053-00	163
SDES1305MPR	118	SHGT060204-HP	208	SM30-065-00	91
SDES1305MPR-001	118	SHGT090408-HP	208	SM30-068-30	36
SDES190620N	120	SHGT110408-HP	379	SM30-075-R0	151
SDES190620N-001	120	SHLT060204N	208	SM30-082-20	51
SDES1906MDR	237	SHLT060204N-PH	208	SM30-083-B1	198
SDES1906MPR-001	120	SHLT090408N	208	SM30-085-10	195
SDES1906ZPR-PF	120	SHLT090408N-PH1	208	SM35-034-50	131
SDGT07T308-HP	208	SHLT110408N	379	SM35-042-50	131
SDGT140512-HP	379	SHLT110408N-PH1	379	SM35-070-00	149
SDMS130512R-PP	213	SHU050040F1R51	211	SM35-076-10	178
SDMS130515R-PH	93	SHU052040F1R51	211	SM35-088-10	30
SDMS130516R-PP	118	SHU066050F2R51	211	SM35-088-60	46
SDMS1305MDR-PH	233	SHU080050F2R51	211	SM35-089-00	145
SDMS190620R-PH	120	SHU085050F2R51	211	SM35-107-H0	103
SDMS1906MDR-PH	237	SHU100050F3R51	211	SM35-110-R0	100
SDMS1906ZPR-PP	120	SHU125063E5R50	211	SM40-050-50	131
SDMT050204N	146	SHU160063F8R50	211	SM40-060-50	131
SDMT080305N	91	SJ5Y032R00	102	SM40-070-00	171
SDMW080305TN	91	SJ5Y040R00	102	SM40-070-50	137
SDMW080305TN-W	91	SJ5Y050R00	102	SM40-080-10	113
SDXS0904MPR-MM	230	SJ5Y063R00	102	SM40-080-50	131
SDXS0904MPR-MR	230	SJ5Y080R00	102	SM40-085-20	49
SDXS0904MPR-MR1	230	SJ6Y032R00	102	SM40-090-00	138
SDXS0904MPR-MRH	230	SJ6Y040R00	102	SM40-093-20	50
SDXS130515N-HR	93	SJ6Y050R00	102	SM40-093-21	49
SDXS130515R-PH	93	SJ6Y063R00	102	SM40-100-10	110
SDXS1305MDR-PH	233	SJ6Y080R00	102	SM40-100-R0	41
SDXS1305MPR-MR	118	SM06-L105-C12	523	SM40-106-50	131
SDXS1906MPR-MR	120	SM06-L125-C16	523	SM40-106-B1	198
SF035-01	165	SM06-L60-C10	523	SM40-110-00	51
SF2B050R00	107	SM08-L128-C16	523	SM40-120-20	101
SF2B063R00	107	SM08-L170-C20	523	SM40-143-H0	73
SF2B080R00	107	SM08-L73-C16	523	SM45-120-R0	96
SF2B100R00	107	SM10-L130-C20	523	SM50-100-10	166
SF2B125R00	107	SM10-L200-C25	523	SM50-105-10	183
SF2B160R00	107	SM10-L80-C20	523	SM50-113-20	363
SF2B200R00	107	SM12-L200-C32	523	SM50-120-10	185

INDEX / INDEX ALPHANUMÉRIQUE

Designation Ref. de l'article	Page	Designation Ref. de l'article	Page	Designation Ref. de l'article	Page
SM50-122-50	379	SPLT07T308N-PH	208	TD0950076JCR00	341
SM50-130-R0	111	SPLT120408N-PH	395	TD0950076T2R00	342
SM50-139-B1	198	SPLT140512N	379	TD1000015JDR00	338
SM50-160-00	411	SPLT140512N-PH	379	TD1000030JDR00	339
SM50-160-10	123	SR14-560/S	405	TD1000050JDR00	340
SM50-190-00	411	T05T05SA-10	290	TD1000080JDR00	341
SM60-135-R0	120	T06T06SA-10	290	TD1000080T3R00	342
SM60-167-B1	198	T08T08SA-10	290	TD1050032JDR00	339
SM70-210-B1	198	T10T10SA-15	290	TD1050053JDR00	340
SM80-250-B1	198	T12T12SA-15	290	TD1050084JDR00	341
SNCG11T308TN-HR	92	T15T15SA-17	290	TD1050084T3R00	342
SNCN11T308TN	92	TC0680021JCR01	344	TD1100017JDR00	338
SNED120420	100	TC0850026JCR01	344	TD1100033JDR00	339
SNED1204ANR-DT	100	TC1020030JDR01	344	TD1100055JDR00	340
SNES1204ANN	100	TC1200035JDR01	344	TD1100088JDR00	341
SNEV1204ANN-PH	100	TC1400039JER01	344	TD1100088T3R00	342
SNEX120404R-W	100	TC1750042JER01	344	TD1150035JDR00	339
SNGS1205ANN-W	117	TC2100048JFR01	344	TD1150058JDR00	340
SNGU1205EFN-P	117	TCHW110204R-W	121	TD1150092JDR00	341
SNGU1205ENN	117	TD 7	345	TD1150092T3R00	342
SO 25061I	345	TD0600009JCR00	338	TD1200018JDR00	338
SO 25065I	361	TD0600018JCR00	339	TD1200036JDR00	339
SO 35080I	179	TD0600030JCR00	340	TD1200060JDR00	340
SOMT050204HP	361	TD0650010JCR00	338	TD1200096JDR00	341
SOMT050204NG	361	TD0650020JCR00	339	TD1200096T3R00	342
SOMT050204SK	361	TD0650033JCR00	340	TD1200144T3R00	343
SOMT060204HP	361	TD0700011JCR00	338	TD1250037JDR00	339
SOMT060204NG	361	TD0700021JCR00	339	TD1250062JDR00	340
SOMT060204SK	361	TD0700035JCR00	340	TD1250100JDR00	341
SOMT070306HP	361	TD0700056JCR00	341	TD1250100T3R00	342
SOMT070306NG	361	TD0700056T2R00	342	TD1250150T3R00	343
SOMT070306SK	361	TD0750011JCR00	338	TD1300020JDR00	338
SOMT08T306HP	361	TD0750023JCR00	339	TD1300039JDR00	339
SOMT08T306NG	361	TD0750038JCR00	340	TD1300065JDR00	340
SOMT08T306SK	361	TD0750058JCR00	341	TD1300104JDR00	341
SOMT09T308HP	363	TD0750060T2R00	342	TD1300104T3R00	342
SOMT09T308NG	363	TD0800012JCR00	338	TD1300156T3R00	343
SOMT09T308SK	363	TD0800024JCR00	339	TD1350041JDR00	339
SOMT11T308HP	363	TD0800040JCR00	340	TD1350068JDR00	340
SOMT11T308NG	363	TD0800064JCR00	341	TD1350108JDR00	341
SOMT11T308SK	363	TD0800064T2R00	342	TD1350108T3R00	342
SOMT130408HP	363	TD0850026JCR00	339	TD1350162T3R00	343
SOMT130408NG	363	TD0850043JCR00	340	TD1400021JDR00	338
SOMT130408SK	363	TD0850068JCR00	341	TD1400042JDR00	339
SOMT150510HP	363	TD0850068T2R00	342	TD1400070JDR00	340
SOMT150510NG	363	TD0900014JCR00	338	TD1400112JDR00	341
SOMT150510SK	363	TD0900027JCR00	339	TD1400112T3R00	342
SPGX060204WG	357	TD0900045JCR00	340	TD1400168T3R00	343
SPGX07T308WG	357	TD0900072JCR00	341	TD1450044JDR00	339
SPGX090408WG	357	TD0900072T2R00	342	TD1450073JDR00	340
SPGX110408WG	357	TD0950029JCR00	339	TD1450116JDR00	341
SPLT07T308N	208	TD0950048JCR00	340	TD1450116T3R00	342

INDEX / INDEX ALPHANUMÉRIQUE

Designation Ref. de l'article	Page	Designation Ref. de l'article	Page	Designation Ref. de l'article	Page
TD1450174T3R00	343	TD2300115JGR00	340	THLS130632R	96
TD15	195	TD2300184JGR00	341	TIMC 1.6	126
TD1500023JER00	338	TD2300184U7R00	342	TIMC 2	126
TD1500045JER00	339	TD2300276U7R00	343	TIMC 2.4	126
TD1500075JER00	340	TD2400036JGR00	338	TIMC 3	127
TD1500120JER00	341	TD2400072JGR00	339	TIMC 4	127
TD1500120T4R00	342	TD2400120JGR00	340	TIMC 5	127
TD1500180T4R00	343	TD2400192JGR00	341	TJ1C032R00	86
TD1600024JER00	338	TD2400192U7R00	342	TJ1C040R00	86
TD1600048JER00	339	TD2400288U7R00	343	TJ1D032R00	87
TD1600080JER00	340	TD2500038JGR00	338	TJ1D032R01	87
TD1600128JER00	341	TD2500075JGR00	339	TJ1D040R00	87
TD1600128T4R00	342	TD2500125JGR00	340	TJ1D040R01	87
TD1600192T4R00	343	TD2500200JGR00	341	TJ1D050R00	87
TD1700026JER00	338	TD2500200U7R00	342	TJ1D050R01	87
TD1700051JER00	339	TD2500300U7R00	343	TJ1D063R00	87
TD1700085JER00	340	TFLT15T303N	156	TJ1D063R01	87
TD1700136JER00	341	TFLT15T308N	156	TKA0600R01	346
TD1700136T4R00	342	TG1F032R00	227	TKA0610R01	346
TD1700204T4R00	343	TG1F032R01	227	TKA0620R01	346
TD1800027JFR00	338	TG1F040R00	227	TKA0630R01	346
TD1800054JFR00	339	TG1F042R00	227	TKA0640R01	346
TD1800090JFR00	340	TG1F050R00	227	TKA0650R01	346
TD1800144JFR00	341	TG1F052R00	227	TKA0660R01	346
TD1800144T5R00	342	TG1F063R00	227	TKA0670R01	346
TD1800216T5R00	343	TG1F066R00	227	TKA0680R01	346
TD1900029JFR00	338	TG1F080R00	227	TKA0690R01	346
TD1900057JFR00	339	TG1F085R00	227	TKA0700R01	346
TD1900095JFR00	340	THES060404FR-P	39	TKA0710R01	346
TD1900152JFR00	341	THES060404R	39	TKA0720R01	346
TD1900152T5R00	342	THES060408FR-P	39	TKA0730R01	346
TD1900228T5R00	343	THES060408R	39	TKA0740R01	346
TD2000030JFR00	338	THES100504FR-P	41	TKA0750R01	346
TD2000060JFR00	339	THES100504R	41	TKA0760R01	346
TD2000100JFR00	340	THES100508FR-P	41	TKA0770R01	346
TD2000160JFR00	341	THES100508R	41	TKA0780R01	346
TD2000160T5R00	342	THES100516R	41	TKA0790R01	346
TD2000240T5R00	343	THES130608FR-P	96	TKA0800R01	346
TD2100032JFR00	338	THES130608R	96	TKA0810R01	346
TD2100063JFR00	339	THLS060404R	39	TKA0820R01	346
TD2100105JFR00	340	THLS060404R-HR	39	TKA0830R01	346
TD2100168JFR00	341	THLS060408R	39	TKA0840R01	346
TD2100168T5R00	342	THLS060408R-HR	39	TKA0850R01	346
TD2100252T5R00	343	THLS060416R	39	TKA0860R01	346
TD2200033JFR00	338	THLS100508R	41	TKA0870R01	346
TD2200066JFR00	339	THLS100508R-HR	41	TKA0880R01	346
TD2200110JFR00	340	THLS100516R	41	TKA0890R01	346
TD2200176JFR00	341	THLS100524R	41	TKA0900R01	346
TD2200176T5R00	342	THLS130608R	96	TKA0910R01	346
TD2200264T5R00	343	THLS130608R-HR	96	TKA0920R01	347
TD2300035JGR00	338	THLS130616R	96	TKA0930R01	347
TD2300069JGR00	339	THLS130624R	96	TKA0940R01	347

INDEX / INDEX ALPHANUMÉRIQUE

Designation Ref. de l'article	Page	Designation Ref. de l'article	Page	Designation Ref. de l'article	Page
TKA0950R01	347	TKA1470R01	348	TKA1990R01	349
TKA0960R01	347	TKA1480R01	348	TKA2000R01	349
TKA0970R01	347	TKA1490R01	348	TKA2010R01	349
TKA0980R01	347	TKA1500R01	348	TKA2020R01	349
TKA0990R01	347	TKA1510R01	348	TKA2030R01	349
TKA1000R01	347	TKA1520R01	348	TKA2040R01	349
TKA1010R01	347	TKA1530R01	348	TKA2050R01	349
TKA1020R01	347	TKA1540R01	348	TKA2060R01	349
TKA1030R01	347	TKA1550R01	348	TKA2070R01	349
TKA1040R01	347	TKA1560R01	348	TKA2080R01	349
TKA1050R01	347	TKA1570R01	348	TKA2090R01	349
TKA1060R01	347	TKA1580R01	348	TKA2100R01	349
TKA1070R01	347	TKA1590R01	348	TKA2110R01	349
TKA1080R01	347	TKA1600R01	348	TKA2120R01	349
TKA1090R01	347	TKA1610R01	348	TKA2130R01	349
TKA1100R01	347	TKA1620R01	348	TKA2140R01	349
TKA1110R01	347	TKA1630R01	348	TKA2150R01	349
TKA1120R01	347	TKA1640R01	348	TKA2160R01	350
TKA1130R01	347	TKA1650R01	348	TKA2170R01	350
TKA1140R01	347	TKA1660R01	348	TKA2180R01	350
TKA1150R01	347	TKA1670R01	348	TKA2190R01	350
TKA1160R01	347	TKA1680R01	348	TKA2200R01	350
TKA1170R01	347	TKA1690R01	348	TKA2210R01	350
TKA1180R01	347	TKA1700R01	348	TKA2220R01	350
TKA1190R01	347	TKA1710R01	348	TKA2230R01	350
TKA1200R01	347	TKA1720R01	348	TKA2240R01	350
TKA1210R01	347	TKA1730R01	348	TKA2250R01	350
TKA1220R01	347	TKA1740R01	348	TKA2260R01	350
TKA1230R01	347	TKA1750R01	349	TKA2270R01	350
TKA1240R01	347	TKA1760R01	349	TKA2280R01	350
TKA1250R01	347	TKA1770R01	349	TKA2290R01	350
TKA1260R01	347	TKA1780R01	349	TKA2300R01	350
TKA1270R01	347	TKA1790R01	349	TKA2310R01	350
TKA1280R01	347	TKA1800R01	349	TKA2320R01	350
TKA1290R01	347	TKA1810R01	349	TKA2330R01	350
TKA1300R01	347	TKA1820R01	349	TKA2340R01	350
TKA1310R01	347	TKA1830R01	349	TKA2350R01	350
TKA1320R01	347	TKA1840R01	349	TKA2360R01	350
TKA1330R01	348	TKA1850R01	349	TKA2370R01	350
TKA1340R01	348	TKA1860R01	349	TKA2380R01	350
TKA1350R01	348	TKA1870R01	349	TKA2390R01	350
TKA1360R01	348	TKA1880R01	349	TKA2400R01	350
TKA1370R01	348	TKA1890R01	349	TKA2410R01	350
TKA1380R01	348	TKA1900R01	349	TKA2420R01	350
TKA1390R01	348	TKA1910R01	349	TKA2430R01	350
TKA1400R01	348	TKA1920R01	349	TKA2440R01	350
TKA1410R01	348	TKA1930R01	349	TKA2450R01	350
TKA1420R01	348	TKA1940R01	349	TKA2460R01	350
TKA1430R01	348	TKA1950R01	349	TKA2470R01	350
TKA1440R01	348	TKA1960R01	349	TKA2480R01	350
TKA1450R01	348	TKA1970R01	349	TKA2490R01	350
TKA1460R01	348	TKA1980R01	349	TKA2500R01	350

INDEX / INDEX ALPHANUMÉRIQUE

Designation Ref. de l'article	Page	Designation Ref. de l'article	Page	Designation Ref. de l'article	Page
TKA2510R01	350	TMA1030R01	347	TMA1550R01	348
TKA2520R01	350	TMA1040R01	347	TMA1560R01	348
TKA2530R01	350	TMA1050R01	347	TMA1570R01	348
TKA2540R01	350	TMA1060R01	347	TMA1580R01	348
TKA2550R01	350	TMA1070R01	347	TMA1590R01	348
TKA2560R01	350	TMA1080R01	347	TMA1600R01	348
TKA2570R01	350	TMA1090R01	347	TMA1610R01	348
TKA2580R01	351	TMA1100R01	347	TMA1620R01	348
TKA2590R01	351	TMA1110R01	347	TMA1630R01	348
TMA0600R01	346	TMA1120R01	347	TMA1640R01	348
TMA0610R01	346	TMA1130R01	347	TMA1650R01	348
TMA0620R01	346	TMA1140R01	347	TMA1660R01	348
TMA0630R01	346	TMA1150R01	347	TMA1670R01	348
TMA0640R01	346	TMA1160R01	347	TMA1680R01	348
TMA0650R01	346	TMA1170R01	347	TMA1690R01	348
TMA0660R01	346	TMA1180R01	347	TMA1700R01	348
TMA0670R01	346	TMA1190R01	347	TMA1710R01	348
TMA0680R01	346	TMA1200R01	347	TMA1720R01	348
TMA0690R01	346	TMA1210R01	347	TMA1730R01	348
TMA0700R01	346	TMA1220R01	347	TMA1740R01	348
TMA0710R01	346	TMA1230R01	347	TMA1750R01	349
TMA0720R01	346	TMA1240R01	347	TMA1760R01	349
TMA0730R01	346	TMA1250R01	347	TMA1770R01	349
TMA0740R01	346	TMA1260R01	347	TMA1780R01	349
TMA0750R01	346	TMA1270R01	347	TMA1790R01	349
TMA0760R01	346	TMA1280R01	347	TMA1800R01	349
TMA0770R01	346	TMA1290R01	347	TMA1810R01	349
TMA0780R01	346	TMA1300R01	347	TMA1820R01	349
TMA0790R01	346	TMA1310R01	347	TMA1830R01	349
TMA0800R01	346	TMA1320R01	347	TMA1840R01	349
TMA0810R01	346	TMA1330R01	348	TMA1850R01	349
TMA0820R01	346	TMA1340R01	348	TMA1860R01	349
TMA0830R01	346	TMA1350R01	348	TMA1870R01	349
TMA0840R01	346	TMA1360R01	348	TMA1880R01	349
TMA0850R01	346	TMA1370R01	348	TMA1890R01	349
TMA0860R01	346	TMA1380R01	348	TMA1900R01	349
TMA0870R01	346	TMA1390R01	348	TMA1910R01	349
TMA0880R01	346	TMA1400R01	348	TMA1920R01	349
TMA0890R01	346	TMA1410R01	348	TMA1930R01	349
TMA0900R01	346	TMA1420R01	348	TMA1940R01	349
TMA0910R01	346	TMA1430R01	348	TMA1950R01	349
TMA0920R01	347	TMA1440R01	348	TMA1960R01	349
TMA0930R01	347	TMA1450R01	348	TMA1970R01	349
TMA0940R01	347	TMA1460R01	348	TMA1980R01	349
TMA0950R01	347	TMA1470R01	348	TMA1990R01	349
TMA0960R01	347	TMA1480R01	348	TMA2000R01	349
TMA0970R01	347	TMA1490R01	348	TMA2010R01	349
TMA0980R01	347	TMA1500R01	348	TMA2020R01	349
TMA0990R01	347	TMA1510R01	348	TMA2030R01	349
TMA1000R01	347	TMA1520R01	348	TMA2040R01	349
TMA1010R01	347	TMA1530R01	348	TMA2050R01	349
TMA1020R01	347	TMA1540R01	348	TMA2060R01	349

INDEX / INDEX ALPHANUMÉRIQUE

Designation Ref. de l'article	Page	Designation Ref. de l'article	Page	Designation Ref. de l'article	Page
TMA2070R01	349	TMA2590R01	351	TNA2550R01	350
TMA2080R01	349	TM-B5-KEY	408	TOOL CLAMP 40 FIX	571
TMA2090R01	349	TM-B5-SCR	408	TOOL CLAMP 40 ROTARY	571
TMA2100R01	349	TM-B6-KEY	408	TOOL CLAMP 50 FIX	571
TMA2110R01	349	TM-B6-SCR	408	TOOL CLAMP 50 ROTARY	571
TMA2120R01	349	TM-B7-KEY	408	TPA0600R01	346
TMA2130R01	349	TM-B7-SCR	408	TPA0610R01	346
TMA2140R01	349	TM-B8-KEY	408	TPA0620R01	346
TMA2150R01	349	TM-B8-SCR	408	TPA0630R01	346
TMA2160R01	350	TM-B9-KEY	408	TPA0640R01	346
TMA2170R01	350	TM-B9-SCR	408	TPA0650R01	346
TMA2180R01	350	TNA0600R01	346	TPA0660R01	346
TMA2190R01	350	TNA0650R01	346	TPA0670R01	346
TMA2200R01	350	TNA0680R01	346	TPA0680R01	346
TMA2210R01	350	TNA0700R01	346	TPA0690R01	346
TMA2220R01	350	TNA0750R01	346	TPA0700R01	346
TMA2230R01	350	TNA0800R01	346	TPA0710R01	346
TMA2240R01	350	TNA0850R01	346	TPA0720R01	346
TMA2250R01	350	TNA0900R01	346	TPA0730R01	346
TMA2260R01	350	TNA0950R01	347	TPA0740R01	346
TMA2270R01	350	TNA1000R01	347	TPA0750R01	346
TMA2280R01	350	TNA1020R01	347	TPA0760R01	346
TMA2290R01	350	TNA1050R01	347	TPA0770R01	346
TMA2300R01	350	TNA1100R01	347	TPA0780R01	346
TMA2310R01	350	TNA1150R01	347	TPA0790R01	346
TMA2320R01	350	TNA1200R01	347	TPA0800R01	346
TMA2330R01	350	TNA1250R01	347	TPA0800R01-M2	346
TMA2340R01	350	TNA1300R01	347	TPA0810R01	346
TMA2350R01	350	TNA1350R01	348	TPA0820R01	346
TMA2360R01	350	TNA1400R01	348	TPA0830R01	346
TMA2370R01	350	TNA1450R01	348	TPA0840R01	346
TMA2380R01	350	TNA1500R01	348	TPA0850R01	346
TMA2390R01	350	TNA1550R01	348	TPA0850R01-M2	346
TMA2400R01	350	TNA1600R01	348	TPA0860R01	346
TMA2410R01	350	TNA1650R01	348	TPA0870R01	346
TMA2420R01	350	TNA1700R01	348	TPA0880R01	346
TMA2430R01	350	TNA1750R01	349	TPA0890R01	346
TMA2440R01	350	TNA1800R01	349	TPA0900R01	346
TMA2450R01	350	TNA1850R01	349	TPA0900R01-M2	346
TMA2460R01	350	TNA1900R01	349	TPA0910R01	346
TMA2470R01	350	TNA1950R01	349	TPA0920R01	347
TMA2480R01	350	TNA2000R01	349	TPA0930R01	347
TMA2490R01	350	TNA2050R01	349	TPA0940R01	347
TMA2500R01	350	TNA2100R01	349	TPA0950R01	347
TMA2510R01	350	TNA2150R01	349	TPA0950R01-M2	347
TMA2520R01	350	TNA2200R01	350	TPA0960R01	347
TMA2530R01	350	TNA2250R01	350	TPA0970R01	347
TMA2540R01	350	TNA2300R01	350	TPA0980R01	347
TMA2550R01	350	TNA2350R01	350	TPA0990R01	347
TMA2560R01	350	TNA2400R01	350	TPA1000R01	347
TMA2570R01	350	TNA2450R01	350	TPA1000R01-M2	347
TMA2580R01	351	TNA2500R01	350	TPA1010R01	347

INDEX / INDEX ALPHANUMÉRIQUE

Designation Ref. de l'article	Page	Designation Ref. de l'article	Page	Designation Ref. de l'article	Page
TPA1020R01	347	TPA1450R01-M2	348	TPA1860R01	349
TPA1030R01	347	TPA1460R01	348	TPA1870R01	349
TPA1040R01	347	TPA1470R01	348	TPA1880R01	349
TPA1050R01	347	TPA1480R01	348	TPA1890R01	349
TPA1050R01-M2	347	TPA1490R01	348	TPA1890R01-C	356
TPA1060R01	347	TPA1500R01	348	TPA1900R01	349
TPA1070R01	347	TPA1500R01-M2	348	TPA1900R01-M2	349
TPA1080R01	347	TPA1510R01	348	TPA1910R01	349
TPA1090R01	347	TPA1520R01	348	TPA1920R01	349
TPA1100R01	347	TPA1530R01	348	TPA1930R01	349
TPA1100R01-M2	347	TPA1540R01	348	TPA1940R01	349
TPA1110R01	347	TPA1550R01	348	TPA1950R01	349
TPA1120R01	347	TPA1550R01-M2	348	TPA1950R01-M2	349
TPA1130R01	347	TPA1560R01	348	TPA1960R01	349
TPA1140R01	347	TPA1570R01	348	TPA1970R01	349
TPA1150R01	347	TPA1580R01	348	TPA1980R01	349
TPA1150R01-M2	347	TPA1590R01	348	TPA1990R01	349
TPA1160R01	347	TPA1590R01-C	356	TPA1990R01-C	356
TPA1170R01	347	TPA1600R01	348	TPA2000R01	349
TPA1180R01	347	TPA1600R01-M2	348	TPA2010R01	349
TPA1190R01	347	TPA1610R01	348	TPA2020R01	349
TPA1200R01	347	TPA1620R01	348	TPA2030R01	349
TPA1200R01-M2	347	TPA1630R01	348	TPA2040R01	349
TPA1210R01	347	TPA1640R01	348	TPA2050R01	349
TPA1220R01	347	TPA1650R01	348	TPA2060R01	349
TPA1230R01	347	TPA1650R01-M2	348	TPA2070R01	349
TPA1240R01	347	TPA1660R01	348	TPA2080R01	349
TPA1250R01	347	TPA1670R01	348	TPA2090R01	349
TPA1250R01-M2	347	TPA1680R01	348	TPA2090R01-C	356
TPA1260R01	347	TPA1690R01	348	TPA2100R01	349
TPA1270R01	347	TPA1690R01-C	356	TPA2110R01	349
TPA1280R01	347	TPA1700R01	348	TPA2120R01	349
TPA1290R01	347	TPA1700R01-M2	348	TPA2130R01	349
TPA1300R01	347	TPA1710R01	348	TPA2140R01	349
TPA1300R01-M2	347	TPA1720R01	348	TPA2150R01	349
TPA1310R01	347	TPA1730R01	348	TPA2160R01	350
TPA1320R01	347	TPA1740R01	348	TPA2170R01	350
TPA1330R01	348	TPA1750R01	349	TPA2180R01	350
TPA1340R01	348	TPA1750R01-M2	349	TPA2190R01	350
TPA1350R01	348	TPA1760R01	349	TPA2190R01-C	356
TPA1350R01-M2	348	TPA1770R01	349	TPA2200R01	350
TPA1360R01	348	TPA1780R01	349	TPA2210R01	350
TPA1370R01	348	TPA1790R01	349	TPA2220R01	350
TPA1380R01	348	TPA1790R01-C	356	TPA2230R01	350
TPA1390R01	348	TPA1800R01	349	TPA2240R01	350
TPA1400R01	348	TPA1800R01-M2	349	TPA2250R01	350
TPA1400R01-M2	348	TPA1810R01	349	TPA2260R01	350
TPA1410R01	348	TPA1820R01	349	TPA2270R01	350
TPA1420R01	348	TPA1830R01	349	TPA2280R01	350
TPA1430R01	348	TPA1840R01	349	TPA2290R01	350
TPA1440R01	348	TPA1850R01	349	TPA2290R01-C	356
TPA1450R01	348	TPA1850R01-M2	349	TPA2300R01	350

INDEX / INDEX ALPHANUMÉRIQUE

Designation Ref. de l'article	Page	Designation Ref. de l'article	Page	Designation Ref. de l'article	Page
TPA2310R01	350	TPF1750R01	349	UNLU0603M0TR	225
TPA2320R01	350	TPF1800R01	349	UNLU0603M0TR-ML	225
TPA2330R01	350	TPF1850R01	349	UNLU0603M0TR-MM	225
TPA2340R01	350	TPF1900R01	349	UOMT0602TR	20
TPA2350R01	350	TPF1950R01	349	VJ5K050R00	101
TPA2360R01	350	TPF2000R01	349	VJ5K063R00	101
TPA2370R01	350	TPF2050R01	349	VJ5K080R00	101
TPA2380R01	350	TPF2100R01	349	VJ5K100R00	101
TPA2390R01	350	TPF2150R01	349	VJ5K125R00	101
TPA2390R01-C	356	TPF2200R01	350	VJ5K160R00	101
TPA2400R01	350	TPF2250R01	350	VJ6K050R00	101
TPA2410R01	350	TPF2300R01	350	VJ6K063R00	101
TPA2420R01	350	TPF2350R01	350	VJ6K080R00	101
TPA2430R01	350	TPF2400R01	350	VJ6K100R00	101
TPA2440R01	350	TPF2450R01	350	VJ6K125R00	101
TPA2450R01	350	TPF2500R01	350	VJ6K160R00	101
TPA2460R01	350	TPF2550R01	350	WB32CP22SA030	554
TPA2470R01	350	TPHT070304R	405	WJ5D032R00	88
TPA2480R01	350	TPHT080305R	405	WJ5D040R00	88
TPA2490R01	350	TPHT090305R	407	WJ5D040R01	88
TPA2490R01-C	356	TPHT100305R	407	WJ5D050R00	88
TPA2500R01	350	TPHT110405R	407	WJ5D063R00	88
TPA2510R01	350	TPHT120405R	407	WJ5F040R00	89
TPA2520R01	350	TR 22-46	554	WJ5F050R00	89
TPA2530R01	350	TR 32-55	554	WJ5F063R00	89
TPA2540R01	350	TR 40-80	554	WJ5F080R00	89
TPA2550R01	350	TS 22052I/HG-P	361	WJ5F100R00	89
TPA2560R01	350	TS 25055I/HG	197	WJ5F125R00	89
TPA2570R01	350	TS 35085I/HG	186	WJ6D040R00	88
TPA2580R01	351	TS 40A115I	195	WJ6D040R01	88
TPA2590R01	351	TS 50230D3	352	WJ6D050R00	88
TPF0700R01	346	TS 50250D35	352	WJ6D063R00	88
TPF0750R01	346	TS 50A121I/HG	190	WJ6F050R00	89
TPF0800R01	346	TS 60265D4	352	WJ6F063R00	89
TPF0850R01	346	TS 60285D42	352	WJ6F080R00	89
TPF0900R01	346	TS 60320D5	352	WJ6F100R00	89
TPF0950R01	347	TS 80340D6	352	WJ6F125R00	89
TPF1000R01	347	TSC 100 1.6 22A	126	WNCU04T302FN-P	43
TPF1050R01	347	TSC 100 2 22A	126	WNCU04T304FN-P	43
TPF1100R01	347	TSC 100 2.4 22K	127	WNCU04T308FN-P	43
TPF1150R01	347	TSC 100 3 22K	127	WNCU060604FN-P	46
TPF1200R01	347	TSC 100 4 22K	127	WNCU060608FN-P	46
TPF1250R01	347	TSC 125 1.6 27A	126	WNCU060616FN-P	46
TPF1300R01	347	TSC 125 2 27A	126	WNGU130604FR-P	90
TPF1350R01	348	TSC 125 2.4 32K	127	WNGU130604R	90
TPF1400R01	348	TSC 125 3 32K	127	WNGU130608FR-P	90
TPF1450R01	348	TSC 125 4 32K	127	WNGU130608R	90
TPF1500R01	348	TSC 160 2.4 32K	127	WNGU130616R	90
TPF1550R01	348	TSC 160 3 40K	127	WNMU04T302N	43
TPF1600R01	348	TSC 160 4 40K	127	WNMU04T304N	43
TPF1650R01	348	TSC 75 1.6 22A	126	WNMU060604N	46
TPF1700R01	348	TSC 75 2 22A	126	WNMU060608N	46

INDEX / INDEX ALPHANUMÉRIQUE

Designation Ref. de l'article	Page	Designation Ref. de l'article	Page	Designation Ref. de l'article	Page
WRENCH COOL TUBE HSK 100	552	XLB21000R71	409	XSA24000R71	410
WRENCH COOL TUBE HSK 63	552	XLB22000R71	409	XSA25000R71	410
WRENCH COOL TUBE HSK 80	552	XLB23000R71	409	XSA26000R71	410
WRENCH ER 16	569	XLB24000R71	409	XSA27000R71	410
WRENCH ER 20	569	XLB25000R71	409	XSA28000R71	410
WRENCH ER 25	569	XLB26000R71	409	XSA29000R71	410
WRENCH ER 32	569	XLB27000R71	409	XSA30000R71	410
WRENCH ER 40	569	XLB28000R71	409	XSA31000R71	410
WRENCH ER 50	569	XLB29000R71	409	XSA32000R71	410
WRENCH M10 SEMC 22	553	XLB30000R71	409	YCE434-001	123
WRENCH M12 SEMC 27	553	XLB31000R71	409	YDA223L101	107
WRENCH M16 SEMC 32	553	XLB32000R71	409	YDA223L114	107
WRENCH M20 SEMC 40	553	XNL323-100	411	YDA323L101	105
WRENCH M24 SEMC 50	553	XNL323-101	411	YDA323L104	106
WRENCH M8 SEMC 16	553	XNL323-102	411	YDA323L114	53
WS 0047	559	XNL323-103	411	Z4MOD08SF065	480
WS 0048	559	XNL434-100	411	Z4MOD08SF115	480
WS 0049	559	XNL434-101	411	Z4MOD08SF165	480
WS 0050	559	XNL446-100	411	Z4MOD08SK065	480
WS-0029	23	XNL446-101	411	Z4MOD08SK115	480
WS-0030	23	XS5115050T3R01	408	Z4MOD08SK165	480
WS-0035	276	XS5115077T3R01	408	Z4MOD10SF065	480
WS-0036	277	XS5115117T3R01	408	Z4MOD10SF115	480
WS-0043	216	XS6135057T3R01	408	Z4MOD10SF165	480
WS-0044	23	XS6135089T3R01	408	Z4MOD10SK065	480
WS-0059	23	XS6135137T3R01	408	Z4MOD10SK115	480
WS-0060	345	XS7160070T4R01	408	Z4MOD10SK165	480
WS-0061	28	XS7160110T4R01	408	Z4MOD12SF065	480
XEVT160504FR-P	49	XS7160171T4R01	408	Z4MOD12SF115	480
XEVT160508FR-P	49	XS8200088T4R01	408	Z4MOD12SF165	480
XEVT160512FR-P	49	XS8200138T4R01	408	Z4MOD12SK065	480
XEVT160516FR-P	49	XS8200213T4R01	408	Z4MOD12SK115	480
XEVT160520FR-P	49	XS9250107U7R01	408	Z4MOD12SK165	480
XEVT160524FR-P	49	XS9250171U7R01	408	Z4MOD16SB070	480
XEVT160530FR-P	49	XS9250267U7R01	408	Z4MOD16SB095	480
XEVT160532FR-P	49	XSA11501R71	410	Z4MOD16SB120	480
XEVT160540FR-P	49	XSA12000R71	410	Z4MOD16SF065	480
XEVT160550FR-P	49	XSA13000R71	410	Z4MOD16SF115	480
XLB11501R71	409	XSA13500R71	410	Z4MOD16SF165	480
XLB12000R71	409	XSA13501R71	410	Z4SM16SA023	479
XLB13000R71	409	XSA14000R71	410	Z4SM16SB023	479
XLB13500R71	409	XSA15000R71	410	Z4SM22SA016	479
XLB13501R71	409	XSA16000R71	410	Z4SM22SB016	479
XLB14000R71	409	XSA16001R71	410	Z4SM27SA020	479
XLB15000R71	409	XSA17000R71	410	Z4SM27SB020	479
XLB16000R71	409	XSA18000R71	410	Z4Z4SA050	478
XLB16001R71	409	XSA19000R71	410	Z4Z4SA075	478
XLB17000R71	409	XSA20000R71	410	Z4Z4SA100	478
XLB18000R71	409	XSA20001R71	410	Z4Z4SB050	478
XLB19000R71	409	XSA21000R71	410	Z4Z4SB075	478
XLB20000R71	409	XSA22000R71	410	Z4Z4SB100	478
XLB20001R71	409	XSA23000R71	410	Z4Z4SB125	478

INDEX / INDEX ALPHANUMÉRIQUE

Designation Ref. de l'article	Page	Designation Ref. de l'article	Page	Designation Ref. de l'article	Page
Z5SM22SA030	479				
Z5SM27SA030	479				
Z5SM32SA030	479				
Z5SM40SA030	479				
Z5Z4SA025	479				
Z5Z4SA050	479				
Z5Z4SA075	479				
Z5Z4SA100	479				
Z5Z4SB025	479				
Z5Z4SB050	479				
Z5Z4SB075	479				
Z5Z4SB100	479				
Z5Z5SA075	478				
Z5Z5SA100	478				
Z5Z5SA125	478				
ZGM212R101	51				
ZGM324R300	73				
ZOMT09T304R	25				
ZOMT130404R	31				
ZOMT170508R	69				
ZWB 12-3	560				
ZWB 12-4	560				
ZWB 12-5	560				
ZWB 12-6	560				
ZWB 12-8	560				
ZWB 20-10	560				
ZWB 20-12	560				
ZWB 20-14	560				
ZWB 20-16	560				
ZWB 20-6	560				
ZWB 20-8	560				
ZWB 32-10	560				
ZWB 32-12	560				
ZWB 32-14	560				
ZWB 32-16	560				
ZWB 32-18	560				
ZWB 32-20	560				
ZWB 32-25	560				
ZWB 32-6	560				
ZWB 32-8	560				

■ NOTES

A large rectangular area filled with a grid of small, empty circles, intended for taking notes. The grid consists of 20 columns and 30 rows of circles.

■ NOTES

A large rectangular area filled with a grid of small, light gray circles, intended for taking notes. The grid consists of approximately 20 columns and 30 rows of circles.

■ NOTES

A large rectangular area filled with a grid of small, empty circles, intended for taking notes. The grid consists of 20 columns and 30 rows of circles.

■ NOTES

A large rectangular area filled with a grid of small, light gray circles, intended for taking notes. The grid consists of approximately 20 columns and 30 rows of circles.

■ NOTES

A large rectangular area filled with a grid of small, empty circles, intended for taking notes. The grid consists of 20 columns and 30 rows of circles.

■ NOTES

A large rectangular area filled with a grid of small, light gray circles, intended for taking notes. The grid consists of approximately 20 columns and 30 rows of circles.

■ NOTES

A large rectangular area filled with a grid of small, empty circles, intended for taking notes. The grid consists of 20 columns and 30 rows of circles.

■ NOTES

A large rectangular area filled with a grid of small, light gray circles, intended for taking notes. The grid consists of approximately 20 columns and 30 rows of circles.

■ NOTES

A large grid of small circles, intended for taking notes. The grid consists of 20 columns and 30 rows of circles, totaling 600 circles. The circles are arranged in a uniform pattern across the page.

■ NOTES

A large rectangular area filled with a grid of small, light gray circles, intended for taking notes. The grid consists of approximately 20 columns and 30 rows of circles.

■ NOTES

A large rectangular area filled with a grid of small, empty circles, intended for taking notes. The grid consists of approximately 30 columns and 40 rows of circles.

■ NOTES

A large rectangular area filled with a grid of small, light gray circles, intended for taking notes. The grid consists of approximately 20 columns and 30 rows of circles.

■ NOTES

A large grid of small circles, intended for taking notes. The grid consists of 20 columns and 30 rows of circles, filling most of the page area.

■ GENERAL TERMS OF SALE AND DELIVERY

Our services and deliveries are provided exclusively on the basis of our General Terms and Conditions of Business and Delivery. These are a component of the contract. They also apply to all future transactions in as far as these are of the same nature. The client confirms in the contractual declaration upon closing the contract that they have taken note of our General Terms and Conditions of Business and Delivery. The client confirms in the contractual declaration upon closing the contract that they agree to our General Terms and Conditions of Business and Delivery in the contract and their content.

Our General Terms and Conditions of Business and Delivery can be found on our website <https://www.ingersoll-imc.de/en> under the section 'Others' and then under the heading 'General Terms and Conditions'. We also hereby offer to supply a print-out of our General Terms and Conditions of Business and Delivery.

■ CONDITIONS GÉNÉRALES DE VENTE

Nos prestations et livraisons sont uniquement effectuées sur la base de nos Conditions générales de vente et de livraison. Celles-ci font partie intégrante du contrat. Elles sont aussi valables pour toutes les opérations futures, dans la mesure où il s'agit d'opérations de même type. Par le biais de sa déclaration contractuelle à la conclusion du contrat, le client atteste avoir pris connaissance de nos Conditions générales de vente et de livraison. Par le biais de sa déclaration contractuelle à la conclusion du contrat, le client confirme avoir donné son consentement concernant l'intégration de nos Conditions générales de vente et de livraison dans le contrat ainsi que le contenu de celles-ci.

Nos Conditions générales de vente et de livraison peuvent être consultées sur notre site Internet <https://www.ingersoll-imc.de/fr/> au point « **Autres** », à la rubrique « **Conditions et Terms** ». En outre, nous vous soumettons par la présente l'offre concernant l'envoi d'un exemplaire imprimé de nos Conditions générales de vente et de livraison.

CUSTOMERS – INTENSIFY CONTACTS



Ingersoll Werkzeuge is present all over the world – at tool shows and congresses of the milling and machine tool industry as well as at house exhibitions of leading machine tool manufacturers.

To intensify the direct contact to our customers, we organize special seminars and application-specific training courses in our customer centers in Haiger and Horrheim/Germany and Rockford/USA.

Current dates and up-to-date information on our seminars are stated under: www.ingersoll-imc.de and www.ingersoll-imc.com



NOS CLIENTS - INTENSIFIER LES CONTACTS



Ingersoll Werkzeuge GmbH est présent dans le monde entier lors de salons et congrès sur l'industrie du fraisage et de la machine-outil, ainsi qu'aux portes ouvertes des fabricants leader en machines.

Pour assurer les relations directes avec nos clients, nous organisons des séminaires et des formations sur des applications spécifiques dans nos centres techniques de Haiger/Allemagne et Rockford/USA.

Les dates et informations utiles sur nos séminaires sont disponibles sur: www.ingersoll-imc.fr



Ingersoll is a worldwide operating manufacturer of milling, boring, threading and turning tools for demanding machining operations.

Our main production plants in Haiger and Horrheim in Germany as well as Rockford in the United States, supply customers all over the world. Experienced and well-trained representatives in over 45 countries ensure a network of on-site advice and assistance. Ingersoll's complete range of performance and service is available to our customers – all over the world.



Marketing office Haiger (Germany)



Marketing office Rockford (USA)

Ingersoll est un fabricant mondial d'outils coupants destinés aux opérations de fraisage et tournage.

Nos principaux sites de fabrication, à Haiger et à Horrheim en Allemagne ainsi qu'à Rockford aux USA, fournissent nos clients dans le monde entier. Dans plus de 45 pays, nos représentants expérimentés et formés à notre technologie, constituent un réseau d'assistance et de conseils sur site. La gamme complète de produits performants et services Ingersoll est accessible à nos clients -partout dans le monde.

Ingersoll Cutting Tools

Marketing- & Technology

Germany / Allemangne

Ingersoll Werkzeuge GmbH

Kalteiche-Ring 21-25

35708 Haiger, Germany

Telefon: +49 (0)2773-742-0

Telefax: +49 (0)2773-742-812

E-Mail: info@ingersoll-imc.de

Internet: www.ingersoll-imc.de

USA

Ingersoll Cutting Tools

845 S. Lyford Road

Rockford, Illinois 61108-2749, USA

Telefon: +1-815-387-6600

Telefax: +1-815-387-6968

E-Mail: info@ingersoll-imc.com

Internet: www.ingersoll-imc.com

France

Ingersoll France

22, rue Albert Einstein

F-77420 CHAMPS-sur-MARNE

Telefon: +33 (0) 1 64 68 45 36

Telefax: +33 (0) 1 64 68 45 24

E-Mail: info@ingersoll-imc.fr

Internet: www.ingersoll-imc.fr

